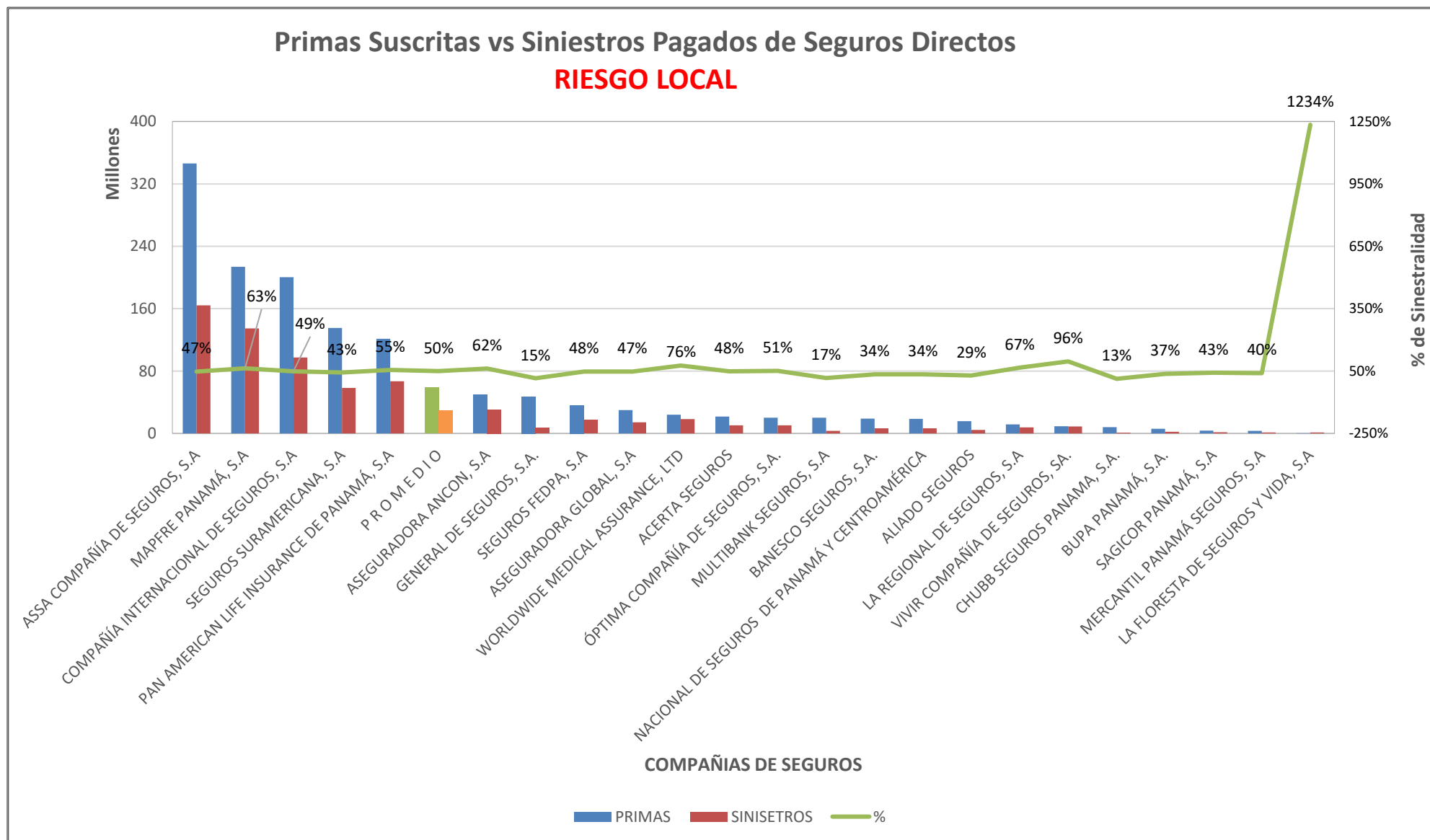


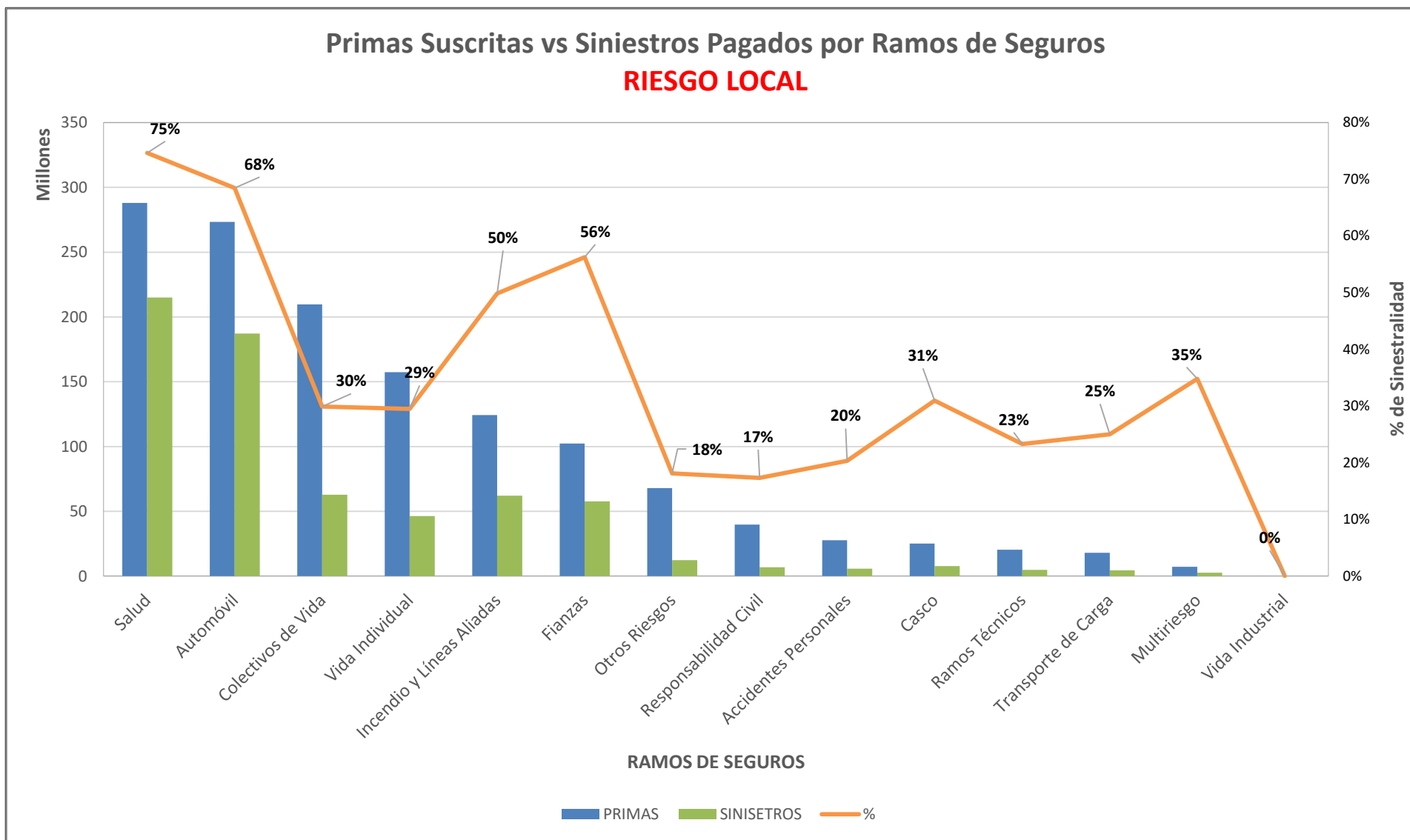


## SUPERINTENDENCIA DE SEGUROS Y REASEGUROS DE PANAMA ACUMULADO AL 30 DE NOVIEMBRE DE 2019



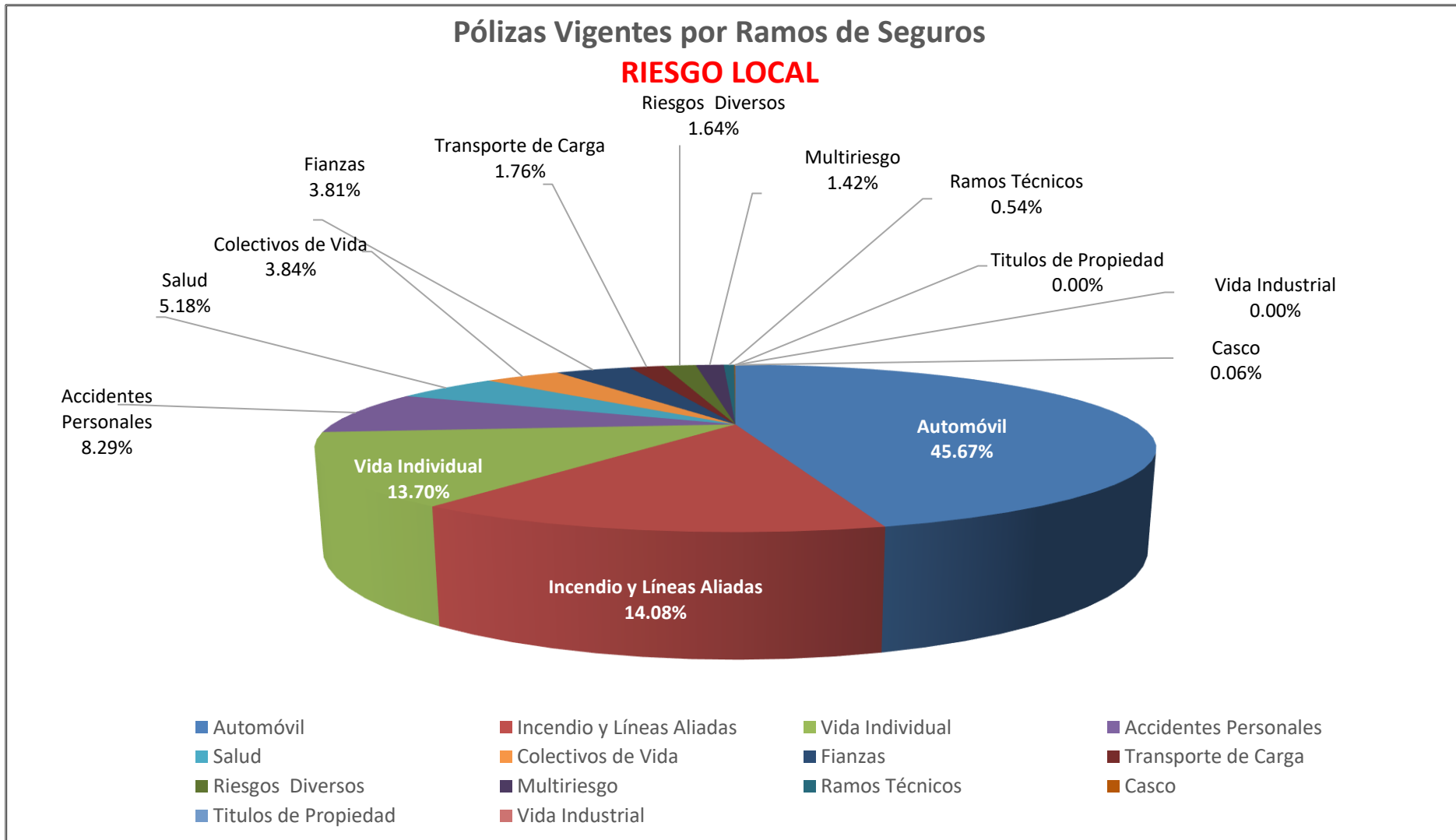


## SUPERINTENDENCIA DE SEGUROS Y REASEGUROS DE PANAMA ACUMULADO AL 30 DE NOVIEMBRE DE 2019



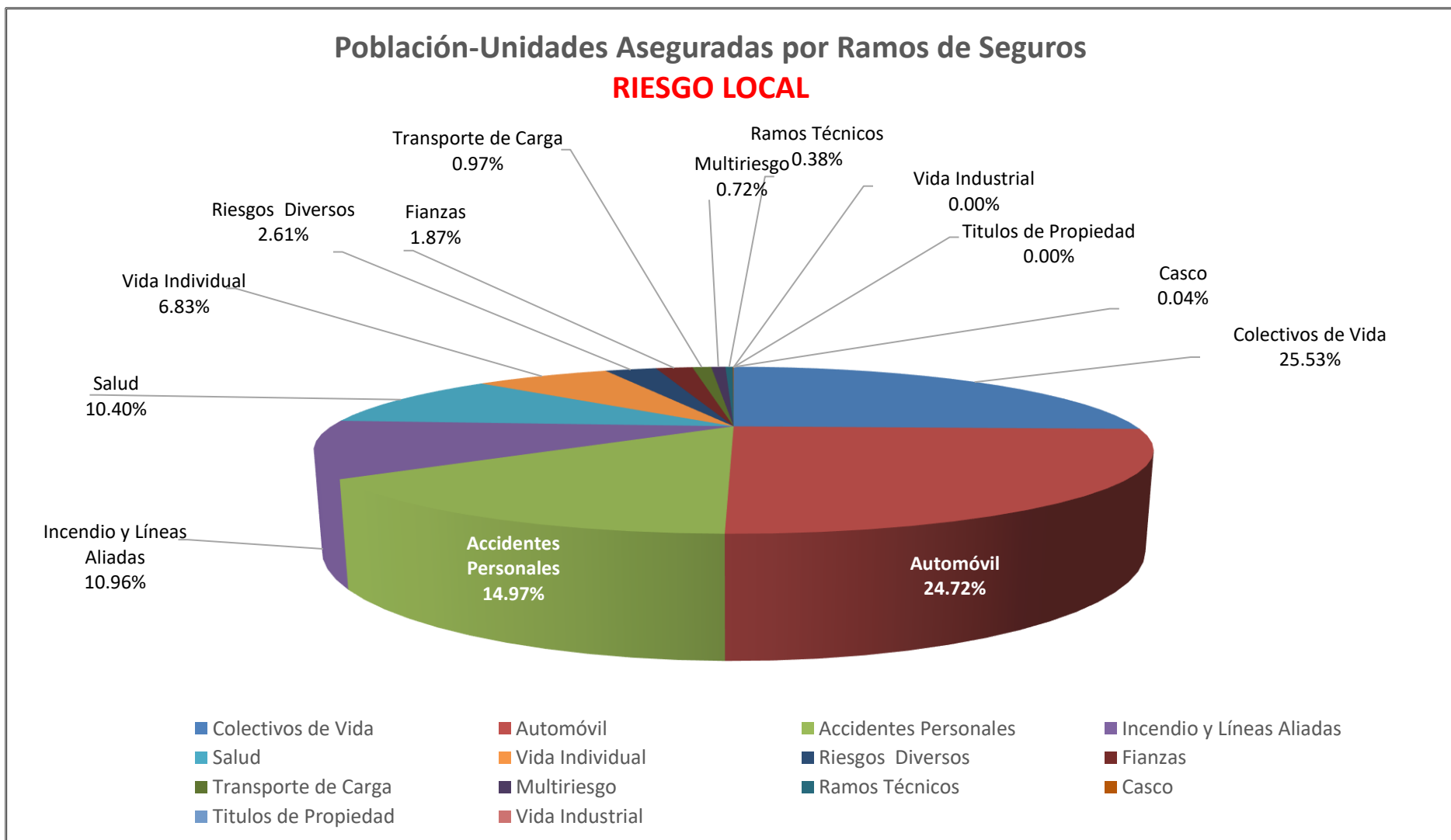


## SUPERINTENDENCIA DE SEGUROS Y REASEGUROS DE PANAMA AL 30 DE NOVIEMBRE DE 2019





## SUPERINTENDENCIA DE SEGUROS Y REASEGUROS DE PANAMA AL 30 DE NOVIEMBRE DE 2019





**SUPERINTENDENCIA DE SEGUROS Y REASEGUROS DE PANAMA**  
**POBLACION-UNIDADES ASEGURADA DE SEGURO DIRECTO RIESGO LOCAL**  
**AL 30 DE NOVIEMBRE DE 2019**

| RAMOS DE SEGUROS                              | GRAN TOTAL       | RAMOS VIDA       |                 |               |                |                       |                |                |           |                |                |                |                    |
|---|------------------|------------------|-----------------|---------------|----------------|-----------------------|----------------|----------------|-----------|----------------|----------------|----------------|--------------------|
|   |                  | TOTAL VIDA       | Vida Individual | Primer año    | Renovación     | Accidentes Personales | Individual     | Grupo          | Invalidez | Salud          | Individual     | Grupo          | Colectivos de Vida |
| ACERTA SEGUROS                                | 25,134           | 5,042            | 804             | 386           | 418            | 753                   | 33             | 720            | -         | 405            | 383            | 22             | 3,080              |
| ALIADO SEGUROS                                | 16,087           | 6,197            | -               | -             | -              | 1,800                 | 435            | 1,365          | -         | -              | -              | -              | 4,397              |
| ASEGURADORA ANCON, S.A                        | 177,733          | 80,949           | 2,158           | 421           | 1,737          | 46,890                | 422            | 46,468         | -         | 13,911         | 4,023          | 9,888          | 17,990             |
| ASEGURADORA GLOBAL, S.A                       | 212,268          | 123,370          | 9,152           | 9,152         | -              | 4,813                 | 4,813          | -              | -         | -              | -              | -              | 109,405            |
| ASSA COMPAÑÍA DE SEGUROS, S.A                 | 784,467          | 350,931          | 84,729          | 30,461        | 54,268         | 75,354                | 24,194         | 51,160         | -         | 86,665         | 13,050         | 73,615         | 104,183            |
| BANESCO SEGUROS, S.A.                         | 21,604           | 7,905            | 4,976           | 4,797         | 179            | 653                   | 252            | 401            | -         | -              | -              | -              | 2,276              |
| CHUBB SEGUROS PANAMA, S.A.                    | 6,401            | 4,161            | -               | -             | -              | 3,815                 | -              | 3,815          | -         | -              | -              | -              | 346                |
| COMPAÑÍA INTERNACIONAL DE SEGUROS, S.A        | 362,386          | 146,942          | 32,875          | 3,476         | 29,399         | 15,106                | 2,698          | 12,408         | -         | 48,157         | 33,434         | 14,723         | 50,804             |
| GENERAL DE SEGUROS, S.A.                      | 111,909          | 56,740           | -               | -             | -              | 187                   | 187            | -              | -         | -              | -              | -              | 56,553             |
| MAPFRE PANAMÁ, S.A                            | 366,599          | 210,910          | 28,223          | 5,344         | 22,879         | 14,264                | 1,046          | 13,218         | -         | 84,916         | 18,642         | 66,274         | 83,507             |
| MERCANTIL PANAMÁ SEGUROS, S.A                 | 1,382            | 551              | 455             | 145           | 310            | 5                     | 5              | -              | -         | 91             | 91             | -              | -                  |
| MULTIBANK SEGUROS, S.A                        | 117,719          | 79,276           | 957             | 145           | 812            | 9,911                 | 9,850          | 61             | -         | -              | -              | -              | 68,408             |
| NACIONAL DE SEGUROS DE PANAMÁ Y CENTROAMÉRICA | 17,217           | 13,560           | 533             | 174           | 359            | 2,053                 | 551            | 1,502          | -         | -              | -              | -              | 10,974             |
| ÓPTIMA COMPAÑÍA DE SEGUROS, S.A.              | 158,644          | 139,238          | 558             | 558           | -              | 81,753                | 718            | 81,035         | -         | -              | -              | -              | 56,927             |
| PAN AMERICAN LIFE INSURANCE DE PANAMÁ, S.A    | 322,217          | 322,217          | 21,814          | 9,162         | 12,652         | 39,102                | 9,618          | 29,484         | -         | 127,328        | 15,954         | 111,374        | 133,973            |
| SAGICOR PANAMÁ, S.A                           | 26,731           | 26,731           | 1,177           | 248           | 929            | 22,490                | -              | 22,490         | -         | 1,414          | 878            | 536            | 1,650              |
| SEGUROS FEDPA, S.A                            | 571,577          | 426,490          | 245             | 239           | 6              | 179,171               | 40,529         | 138,642        | -         | 176            | -              | 176            | 246,898            |
| SEGUROS SURAMERICANA, S.A                     | 386,271          | 140,331          | 65,065          | 18,793        | 46,272         | 65,901                | 39,937         | 25,964         | -         | 131            | 131            | -              | 9,234              |
| VIVIR COMPAÑÍA DE SEGUROS, SA.                | 18,506           | 18,506           | -               | -             | -              | 75                    | -              | 75             | -         | 14,692         | 10,096         | 4,596          | 3,739              |
| WORLDWIDE MEDICAL ASSURANCE, LTD              | 17,123           | 17,123           | 3,656           | 1,453         | 2,203          | -                     | -              | -              | -         | 13,103         | 8,914          | 4,189          | 364                |
| <b>SUB-TOTAL</b>                              | <b>3,721,975</b> | <b>2,177,170</b> | <b>257,377</b>  | <b>84,954</b> | <b>172,423</b> | <b>564,096</b>        | <b>135,288</b> | <b>428,808</b> | <b>-</b>  | <b>390,989</b> | <b>105,596</b> | <b>285,393</b> | <b>964,708</b>     |
| BUPA PANAMÁ, S.A.                             | 2,307            | 2,307            | -               | -             | -              | -                     | -              | -              | -         | 2,307          | 1,752          | 555            | -                  |
| LA FLORESTA DE SEGUROS Y VIDA, S.A            | -                | -                | -               | -             | -              | -                     | -              | -              | -         | -              | -              | -              | -                  |
| LA REGIONAL DE SEGUROS, S.A                   | 58,069           | 4,253            | 1,120           | 283           | 837            | 1,942                 | 110            | 1,832          | -         | 162            | 162            | -              | 1,029              |
| <b>SUB-TOTAL</b>                              | <b>60,376</b>    | <b>6,560</b>     | <b>1,120</b>    | <b>283</b>    | <b>837</b>     | <b>1,942</b>          | <b>110</b>     | <b>1,832</b>   | <b>-</b>  | <b>2,469</b>   | <b>1,914</b>   | <b>555</b>     | <b>1,029</b>       |
| <b>TOTAL</b>                                  | <b>3,782,351</b> | <b>2,183,730</b> | <b>258,497</b>  | <b>85,237</b> | <b>173,260</b> | <b>566,038</b>        | <b>135,398</b> | <b>430,640</b> | <b>-</b>  | <b>393,458</b> | <b>107,510</b> | <b>285,948</b> | <b>965,737</b>     |



**SUPERINTENDENCIA DE SEGUROS Y REASEGUROS DE PANAMA**  
**POBLACION-UNIDADES ASEGURADA DE SEGURO DIRECTO RIESGO LOCAL**  
**AL 30 DE NOVIEMBRE DE 2019**

| RAMOS DE SEGUROS                              | RAMOS GENERALES  |                           |                |               |            |                 |             |                   |                     |               |               |                        |
|---|------------------|---------------------------|----------------|---------------|------------|-----------------|-------------|-------------------|---------------------|---------------|---------------|------------------------|
|   | TOTAL GENERALES  | Incendio y Líneas Aliadas | Residencial    | Comercial     | Industrial | Vida Industrial | Anualidades | Rentas Vitalicias | Pérdida de Ingresos | Multirisgo    | Residencial   | Comercial e Industrial |
| ACERTA SEGUROS                                | 20,092           | 1,387                     | 1,007          | 379           | 1          | 11              | -           | -                 | -                   | 557           | 504           | 53                     |
| ALIADO SEGUROS                                | 9,890            | 1,242                     | 599            | 633           | 10         | -               | -           | -                 | -                   | 311           | 180           | 131                    |
| ASEGURADORA ANCON, S.A                        | 96,784           | 6,330                     | 3,269          | 2,791         | 270        | -               | -           | -                 | -                   | 1,683         | 836           | 847                    |
| ASEGURADORA GLOBAL, S.A                       | 88,898           | 24,604                    | 24,167         | 437           | -          | -               | -           | -                 | -                   | -             | -             | -                      |
| ASSA COMPAÑÍA DE SEGUROS, S.A                 | 433,536          | 185,536                   | 141,628        | 43,908        | -          | -               | -           | -                 | -                   | 19,057        | 14,935        | 4,122                  |
| BANESCO SEGUROS, S.A.                         | 13,699           | 2,645                     | -              | 2,645         | -          | -               | -           | -                 | -                   | 1,168         | 563           | 605                    |
| CHUBB SEGUROS PANAMA, S.A.                    | 2,240            | 133                       | -              | 133           | -          | -               | -           | -                 | -                   | 103           | -             | 103                    |
| COMPAÑÍA INTERNACIONAL DE SEGUROS, S.A        | 215,444          | 15,331                    | 15,331         | -             | -          | -               | -           | -                 | -                   | 2,474         | 2,474         | -                      |
| GENERAL DE SEGUROS, S.A.                      | 55,169           | 47,398                    | 47,398         | -             | -          | -               | -           | -                 | -                   | 302           | 221           | 81                     |
| MAPFRE PANAMÁ, S.A                            | 155,689          | 25,514                    | -              | 25,514        | -          | -               | -           | -                 | -                   | -             | -             | -                      |
| MERCANTIL PANAMÁ SEGUROS, S.A                 | 831              | 234                       | -              | 234           | -          | -               | -           | -                 | -                   | 178           | 120           | 58                     |
| MULTIBANK SEGUROS, S.A                        | 38,443           | 7,851                     | 7,119          | 706           | 26         | -               | -           | -                 | -                   | 210           | 145           | 65                     |
| NACIONAL DE SEGUROS DE PANAMÁ Y CENTROAMÉRICA | 3,657            | 1,341                     | 323            | 1,018         | -          | -               | -           | -                 | -                   | -             | -             | -                      |
| ÓPTIMA COMPAÑÍA DE SEGUROS, S.A.              | 19,406           | 2,830                     | 1,927          | 747           | 156        | -               | -           | -                 | -                   | 582           | 312           | 270                    |
| PAN AMERICAN LIFE INSURANCE DE PANAMÁ, S.A    | -                | -                         | -              | -             | -          | -               | -           | -                 | -                   | -             | -             | -                      |
| SAGICOR PANAMÁ, S.A                           | -                | -                         | -              | -             | -          | -               | -           | -                 | -                   | -             | -             | -                      |
| SEGUROS FEDPA, S.A                            | 145,087          | 2,349                     | 2,349          | -             | -          | -               | -           | -                 | -                   | 331           | 115           | 216                    |
| SEGUROS SURAMERICANA, S.A                     | 245,940          | 88,996                    | 76,466         | 12,530        | -          | -               | -           | -                 | -                   | -             | -             | -                      |
| VIVIR COMPAÑÍA DE SEGUROS, SA.                | -                | -                         | -              | -             | -          | -               | -           | -                 | -                   | -             | -             | -                      |
| WORLDWIDE MEDICAL ASSURANCE, LTD              | -                | -                         | -              | -             | -          | -               | -           | -                 | -                   | -             | -             | -                      |
| <b>SUB-TOTAL</b>                              | <b>1,544,805</b> | <b>413,721</b>            | <b>321,583</b> | <b>91,675</b> | <b>463</b> | <b>11</b>       | <b>-</b>    | <b>-</b>          | <b>-</b>            | <b>26,956</b> | <b>20,405</b> | <b>6,551</b>           |
| BUPA PANAMÁ, S.A.                             | -                | -                         | -              | -             | -          | -               | -           | -                 | -                   | -             | -             | -                      |
| LA FLORESTA DE SEGUROS Y VIDA, S.A            | -                | -                         | -              | -             | -          | -               | -           | -                 | -                   | -             | -             | -                      |
| LA REGIONAL DE SEGUROS, S.A                   | 53,816           | 786                       | 625            | 158           | 3          | -               | -           | -                 | -                   | 465           | 232           | 233                    |
| <b>SUB-TOTAL</b>                              | <b>53,816</b>    | <b>786</b>                | <b>625</b>     | <b>158</b>    | <b>3</b>   | <b>-</b>        | <b>-</b>    | <b>-</b>          | <b>-</b>            | <b>465</b>    | <b>232</b>    | <b>233</b>             |
| <b>TOTAL</b>                                  | <b>1,598,621</b> | <b>414,507</b>            | <b>322,208</b> | <b>91,833</b> | <b>466</b> | <b>11</b>       | <b>-</b>    | <b>-</b>          | <b>-</b>            | <b>27,421</b> | <b>20,637</b> | <b>6,784</b>           |



**SUPERINTENDENCIA DE SEGUROS Y REASEGUROS DE PANAMA**  
**POBLACION-UNIDADES ASEGURADA DE SEGURO DIRECTO RIESGO LOCAL**  
**AL 30 DE NOVIEMBRE DE 2019**

| RAMOS DE SEGUROS                              | RAMOS GENERALES     |               |               |           |              |              |            |                |                |              |                    |                      |                      |               |          |
|---|---------------------|---------------|---------------|-----------|--------------|--------------|------------|----------------|----------------|--------------|--------------------|----------------------|----------------------|---------------|----------|
|   | Transporte de Carga | Terrestre     | Marítimo      | Aéreo     | Casco        | Marítimo     | Aéreo      | Automóvil      | Ramos Técnicos | TRC TRM      | Equipo Electrónico | Caldera y Maquinaria | Rotura de Maquinaria | Equipo Pesado | Vidrios  |
| ACERTA SEGUROS                                | 69                  | 54            | 8             | 7         | 37           | 18           | 19         | 16,481         | 208            | 15           | 67                 | -                    | 77                   | 46            | 3        |
| ALIADO SEGUROS                                | 94                  | 94            | -             | -         | 25           | 10           | 15         | 4,623          | 536            | 95           | 165                | -                    | 77                   | 199           | -        |
| ASEGURADORA ANCON, S.A                        | 378                 | 364           | 11            | 3         | 119          | 68           | 51         | 84,727         | 618            | 90           | 135                | -                    | 124                  | 266           | 3        |
| ASEGURADORA GLOBAL, S.A                       | -                   | -             | -             | -         | -            | -            | -          | 14,767         | -              | -            | -                  | -                    | -                    | -             | -        |
| ASSA COMPAÑÍA DE SEGUROS, S.A                 | 13,097              | 2,247         | 10,850        | -         | 780          | 649          | 131        | 176,006        | 3,677          | 55           | 2,704              | 852                  | 66                   | -             | -        |
| BANESCO SEGUROS, S.A.                         | 127                 | 127           | -             | -         | 16           | 16           | -          | 7,547          | 988            | 130          | 60                 | -                    | 119                  | 679           | -        |
| CHUBB SEGUROS PANAMA, S.A.                    | 84                  | -             | 84            | -         | -            | -            | -          | -              | 1,136          | 1,136        | -                  | -                    | -                    | -             | -        |
| COMPAÑÍA INTERNACIONAL DE SEGUROS, S.A        | 18,559              | 18,559        | -             | -         | 270          | 213          | 57         | 148,253        | 1,743          | 840          | 282                | -                    | 104                  | 517           | -        |
| GENERAL DE SEGUROS, S.A.                      | 35                  | 17            | 18            | -         | 3            | 2            | 1          | 6,314          | 440            | 42           | 177                | 2                    | 142                  | 75            | 2        |
| MAPFRE PANAMÁ, S.A                            | 1,740               | 1,740         | -             | -         | 75           | 39           | 36         | 118,042        | 2,021          | 114          | 308                | -                    | 455                  | 1,144         | -        |
| MERCANTIL PANAMÁ SEGUROS, S.A                 | -                   | -             | -             | -         | -            | -            | -          | 232            | -              | -            | -                  | -                    | -                    | -             | -        |
| MULTIBANK SEGUROS, S.A                        | 14                  | 14            | -             | -         | 37           | 22           | 15         | 11,931         | 167            | 76           | 17                 | -                    | 28                   | 46            | -        |
| NACIONAL DE SEGUROS DE PANAMÁ Y CENTROAMÉRICA | 47                  | 24            | 23            | -         | 9            | 6            | 3          | 1              | 152            | 90           | 14                 | -                    | 26                   | 22            | -        |
| ÓPTIMA COMPAÑÍA DE SEGUROS, S.A.              | 401                 | 150           | 195           | 56        | 98           | 86           | 12         | 8,102          | 806            | 450          | 113                | -                    | 99                   | 144           | -        |
| PAN AMERICAN LIFE INSURANCE DE PANAMÁ, S.A    | -                   | -             | -             | -         | -            | -            | -          | -              | -              | -            | -                  | -                    | -                    | -             | -        |
| SAGICOR PANAMÁ, S.A                           | -                   | -             | -             | -         | -            | -            | -          | -              | -              | -            | -                  | -                    | -                    | -             | -        |
| SEGUROS FEDPA, S.A                            | 397                 | 397           | -             | -         | 1            | 1            | -          | 141,467        | 110            | -            | 37                 | -                    | 23                   | 50            | -        |
| SEGUROS SURAMERICANA, S.A                     | 1,449               | 1,449         | -             | -         | 4            | 4            | -          | 145,087        | 1,630          | 214          | 514                | -                    | 294                  | 608           | -        |
| VIVIR COMPAÑÍA DE SEGUROS, SA.                | -                   | -             | -             | -         | -            | -            | -          | -              | -              | -            | -                  | -                    | -                    | -             | -        |
| WORLDWIDE MEDICAL ASSURANCE, LTD              | -                   | -             | -             | -         | -            | -            | -          | -              | -              | -            | -                  | -                    | -                    | -             | -        |
| <b>SUB-TOTAL</b>                              | <b>36,491</b>       | <b>25,236</b> | <b>11,189</b> | <b>66</b> | <b>1,474</b> | <b>1,134</b> | <b>340</b> | <b>883,580</b> | <b>14,232</b>  | <b>3,347</b> | <b>4,593</b>       | <b>854</b>           | <b>1,634</b>         | <b>3,796</b>  | <b>8</b> |
| BUPA PANAMÁ, S.A.                             | -                   | -             | -             | -         | -            | -            | -          | -              | -              | -            | -                  | -                    | -                    | -             | -        |
| LA FLORESTA DE SEGUROS Y VIDA, S.A            | -                   | -             | -             | -         | -            | -            | -          | -              | -              | -            | -                  | -                    | -                    | -             | -        |
| LA REGIONAL DE SEGUROS, S.A                   | 91                  | 78            | 12            | 1         | 58           | 41           | 17         | 51,347         | 88             | 45           | 12                 | -                    | 3                    | 28            | -        |
| <b>SUB-TOTAL</b>                              | <b>91</b>           | <b>78</b>     | <b>12</b>     | <b>1</b>  | <b>58</b>    | <b>41</b>    | <b>17</b>  | <b>51,347</b>  | <b>88</b>      | <b>45</b>    | <b>12</b>          | <b>-</b>             | <b>3</b>             | <b>28</b>     | <b>-</b> |
| <b>TOTAL</b>                                  | <b>36,582</b>       | <b>25,314</b> | <b>11,201</b> | <b>67</b> | <b>1,532</b> | <b>1,175</b> | <b>357</b> | <b>934,927</b> | <b>14,320</b>  | <b>3,392</b> | <b>4,605</b>       | <b>854</b>           | <b>1,637</b>         | <b>3,824</b>  | <b>8</b> |



**SUPERINTENDENCIA DE SEGUROS Y REASEGUROS DE PANAMA**  
**POBLACION-UNIDADES ASEGURADA DE SEGURO DIRECTO RIESGO LOCAL**  
**AL 30 DE NOVIEMBRE DE 2019**

| RAMOS DE SEGUROS                              | RAMOS GENERALES  |                       |              |                 |           |               |                      |               |                       |               |
|---|------------------|-----------------------|--------------|-----------------|-----------|---------------|----------------------|---------------|-----------------------|---------------|
|   | Riesgos Diversos | Responsabilidad Civil | Robo         | Fidelidad y DDD | BBB       | Otros         | Titulos de Propiedad | Fianzas       | Oferta y Cumplimiento | Otras         |
| ACERTA SEGUROS                                | 684              | 510                   | 52           | 67              | 1         | 54            | -                    | 658           | 622                   | 36            |
| ALIADO SEGUROS                                | 648              | 440                   | 2            | 2               | -         | 204           | -                    | 2,411         | 539                   | 1,872         |
| ASEGURADORA ANCON, S.A                        | 1,311            | 904                   | 160          | -               | -         | 247           | -                    | 1,618         | 522                   | 1,096         |
| ASEGURADORA GLOBAL, S.A                       | 48,698           | -                     | -            | -               | -         | 48,698        | -                    | 829           | 156                   | 673           |
| ASSA COMPAÑÍA DE SEGUROS, S.A                 | 11,692           | 6,474                 | 2,917        | 338             | 21        | 1,942         | -                    | 23,691        | 1,900                 | 21,791        |
| BANESCO SEGUROS, S.A.                         | 897              | 526                   | 37           | 43              | -         | 291           | -                    | 311           | -                     | 311           |
| CHUBB SEGUROS PANAMA, S.A.                    | 431              | 431                   | -            | -               | -         | -             | -                    | 353           | -                     | 353           |
| COMPAÑÍA INTERNACIONAL DE SEGUROS, S.A        | 3,391            | 2,689                 | 203          | 165             | -         | 334           | -                    | 25,423        | 19,039                | 6,384         |
| GENERAL DE SEGUROS, S.A.                      | 286              | 214                   | 16           | 30              | 1         | 25            | 40                   | 351           | 351                   | -             |
| MAPFRE PANAMÁ, S.A                            | 4,813            | 1,694                 | 187          | 141             | 2         | 2,789         | -                    | 3,484         | 3,483                 | 1             |
| MERCANTIL PANAMÁ SEGUROS, S.A                 | 90               | 33                    | -            | -               | -         | 57            | -                    | 97            | -                     | 97            |
| MULTIBANK SEGUROS, S.A                        | 18,113           | 104                   | 14           | 6               | 2         | 17,987        | -                    | 120           | 90                    | 30            |
| NACIONAL DE SEGUROS DE PANAMÁ Y CENTROAMÉRICA | 675              | 453                   | 68           | 36              | 1         | 117           | -                    | 1,432         | 1,432                 | -             |
| ÓPTIMA COMPAÑÍA DE SEGUROS, S.A.              | 1,591            | 1,305                 | 134          | 1               | -         | 151           | -                    | 4,996         | 2,431                 | 2,565         |
| PAN AMERICAN LIFE INSURANCE DE PANAMÁ, S.A    | -                | -                     | -            | -               | -         | -             | -                    | -             | -                     | -             |
| SAGICOR PANAMÁ, S.A                           | -                | -                     | -            | -               | -         | -             | -                    | -             | -                     | -             |
| SEGUROS FEDPA, S.A                            | 307              | 223                   | 11           | 73              | -         | -             | -                    | 125           | 40                    | 85            |
| SEGUROS SURAMERICANA, S.A                     | 4,659            | 3,191                 | 524          | 294             | -         | 650           | -                    | 4,115         | -                     | 4,115         |
| VIVIR COMPAÑÍA DE SEGUROS, SA.                | -                | -                     | -            | -               | -         | -             | -                    | -             | -                     | -             |
| WORLDWIDE MEDICAL ASSURANCE, LTD              | -                | -                     | -            | -               | -         | -             | -                    | -             | -                     | -             |
| <b>SUB-TOTAL</b>                              | <b>98,286</b>    | <b>19,191</b>         | <b>4,325</b> | <b>1,196</b>    | <b>28</b> | <b>73,546</b> | <b>40</b>            | <b>70,014</b> | <b>30,605</b>         | <b>39,409</b> |
| BUPA PANAMÁ, S.A.                             | -                | -                     | -            | -               | -         | -             | -                    | -             | -                     | -             |
| LA FLORESTA DE SEGUROS Y VIDA, S.A            | -                | -                     | -            | -               | -         | -             | -                    | -             | -                     | -             |
| LA REGIONAL DE SEGUROS, S.A                   | 245              | 196                   | 6            | 3               | -         | 40            | -                    | 736           | 480                   | 256           |
| <b>SUB-TOTAL</b>                              | <b>245</b>       | <b>196</b>            | <b>6</b>     | <b>3</b>        | <b>-</b>  | <b>40</b>     | <b>-</b>             | <b>736</b>    | <b>480</b>            | <b>256</b>    |
| <b>TOTAL</b>                                  | <b>98,531</b>    | <b>19,387</b>         | <b>4,331</b> | <b>1,199</b>    | <b>28</b> | <b>73,586</b> | <b>40</b>            | <b>70,750</b> | <b>31,085</b>         | <b>39,665</b> |





**SUPERINTENDENCIA DE SEGUROS Y REASEGUROS DE PANAMA**  
**POLIZAS VIGENTES DE SEGURO DIRECTO RIESGO LOCAL**  
**AL 30 DE NOVIEMBRE DE 2019**

| RAMOS DE SEGUROS                              | GRAN TOTAL       | RAMOS VIDA     |                 |               |                |                       |                |               |           |               |               |              |                    |
|---|------------------|----------------|-----------------|---------------|----------------|-----------------------|----------------|---------------|-----------|---------------|---------------|--------------|--------------------|
|   |                  | TOTAL VIDA     | Vida Individual | Primer año    | Renovación     | Accidentes Personales | Individual     | Grupo         | Invalidez | Salud         | Individual    | Grupo        | Colectivos de Vida |
| ACERTA SEGUROS                                | 18,393           | 1,387          | 804             | 386           | 418            | 174                   | 33             | 141           | -         | 393           | 383           | 10           | 16                 |
| ALIADO SEGUROS                                | 7,921            | 849            | -               | -             | -              | 665                   | 416            | 249           | -         | -             | -             | -            | 184                |
| ASEGURADORA ANCON, S.A                        | 89,601           | 7,197          | 2,158           | 421           | 1,737          | 606                   | 422            | 184           | -         | 4,193         | 4,023         | 170          | 240                |
| ASEGURADORA GLOBAL, S.A                       | 54,281           | 13,968         | 9,152           | 9,152         | -              | 4,813                 | 4,813          | -             | -         | -             | -             | -            | 3                  |
| ASSA COMPAÑÍA DE SEGUROS, S.A                 | 375,009          | 100,774        | 75,648          | 26,503        | 49,145         | 11,251                | 7,716          | 3,535         | -         | 11,953        | 11,464        | 489          | 1,922              |
| BANESCO SEGUROS, S.A.                         | 15,888           | 5,434          | 4,976           | 4,797         | 179            | 436                   | 252            | 184           | -         | -             | -             | -            | 22                 |
| CHUBB SEGUROS PANAMA, S.A.                    | 926              | 15             | -               | -             | -              | 8                     | -              | 8             | -         | -             | -             | -            | 7                  |
| COMPAÑÍA INTERNACIONAL DE SEGUROS, S.A        | 269,584          | 72,554         | 32,875          | 3,476         | 29,399         | 5,252                 | 2,698          | 2,554         | -         | 33,350        | 31,734        | 1,616        | 1,077              |
| GENERAL DE SEGUROS, S.A.                      | 109,515          | 56,113         | -               | -             | -              | 83                    | 83             | -             | -         | -             | -             | -            | 56,030             |
| MAPFRE PANAMÁ, S.A                            | 154,051          | 47,881         | 27,951          | 5,344         | 22,607         | 1,164                 | 1,022          | 142           | -         | 18,608        | 16,573        | 2,035        | 158                |
| MERCANTIL PANAMÁ SEGUROS, S.A                 | 1,382            | 551            | 455             | 145           | 310            | 5                     | 5              | -             | -         | 91            | 91            | -            | -                  |
| MULTIBANK SEGUROS, S.A                        | 30,534           | 10,859         | 957             | 145           | 812            | 9,891                 | 9,850          | 41            | -         | -             | -             | -            | 11                 |
| NACIONAL DE SEGUROS DE PANAMÁ Y CENTROAMÉRICA | 4,570            | 913            | 533             | 174           | 359            | 206                   | 203            | 3             | -         | -             | -             | -            | 174                |
| ÓPTIMA COMPAÑÍA DE SEGUROS, S.A.              | 24,098           | 7,384          | 558             | 558           | -              | 1,101                 | 718            | 383           | -         | -             | -             | -            | 5,725              |
| PAN AMERICAN LIFE INSURANCE DE PANAMÁ, S.A    | 42,829           | 42,829         | 21,814          | 9,162         | 12,652         | 9,996                 | 9,618          | 378           | -         | 9,959         | 8,011         | 1,948        | 1,060              |
| SAGICOR PANAMÁ, S.A                           | 2,104            | 2,104          | 1,177           | 248           | 929            | 73                    | -              | 73            | -         | 837           | 788           | 49           | 17                 |
| SEGUROS FEDPA, S.A                            | 182,289          | 39,840         | 245             | 239           | 6              | 38,844                | 38,158         | 686           | -         | 1             | -             | 1            | 750                |
| SEGUROS SURAMERICANA, S.A                     | 361,631          | 133,385        | 65,065          | 18,793        | 46,272         | 65,901                | 39,937         | 25,964        | -         | 71            | 71            | -            | 2,348              |
| VIVIR COMPAÑÍA DE SEGUROS, SA.                | 7,771            | 7,771          | -               | -             | -              | 2                     | -              | 2             | -         | 7,693         | 7,511         | 182          | 76                 |
| WORLDWIDE MEDICAL ASSURANCE, LTD              | 9,295            | 9,295          | 3,398           | 1,453         | 1,945          | -                     | -              | -             | -         | 5,889         | 4,250         | 1,639        | 8                  |
| <b>SUB-TOTAL</b>                              | <b>1,761,672</b> | <b>561,103</b> | <b>247,766</b>  | <b>80,996</b> | <b>166,770</b> | <b>150,471</b>        | <b>115,944</b> | <b>34,527</b> | <b>-</b>  | <b>93,038</b> | <b>84,899</b> | <b>8,139</b> | <b>69,828</b>      |
| BUPA PANAMÁ, S.A.                             | 990              | 990            | -               | -             | -              | -                     | -              | -             | -         | 990           | 719           | 271          | -                  |
| LA FLORESTA DE SEGUROS Y VIDA, S.A            | -                | -              | -               | -             | -              | -                     | -              | -             | -         | -             | -             | -            | -                  |
| LA REGIONAL DE SEGUROS, S.A                   | 54,053           | 1,403          | 1,120           | 283           | 837            | 120                   | 110            | 10            | -         | 162           | 162           | -            | 1                  |
| <b>SUB-TOTAL</b>                              | <b>55,043</b>    | <b>2,393</b>   | <b>1,120</b>    | <b>283</b>    | <b>837</b>     | <b>120</b>            | <b>110</b>     | <b>10</b>     | <b>-</b>  | <b>1,152</b>  | <b>881</b>    | <b>271</b>   | <b>1</b>           |
| <b>TOTAL</b>                                  | <b>1,816,715</b> | <b>563,496</b> | <b>248,886</b>  | <b>81,279</b> | <b>167,607</b> | <b>150,591</b>        | <b>116,054</b> | <b>34,537</b> | <b>-</b>  | <b>94,190</b> | <b>85,780</b> | <b>8,410</b> | <b>69,829</b>      |



**SUPERINTENDENCIA DE SEGUROS Y REASEGUROS DE PANAMA**  
**POLIZAS VIGENTES DE SEGURO DIRECTO RIESGO LOCAL**  
**AL 30 DE NOVIEMBRE DE 2019**

| RAMOS DE SEGUROS                              | RAMOS GENERALES  |                           |                |               |            |                 |             |                   |                     |               |               |                        |
|---|------------------|---------------------------|----------------|---------------|------------|-----------------|-------------|-------------------|---------------------|---------------|---------------|------------------------|
|   | TOTAL GENERALES  | Incendio y Líneas Aliadas | Residencial    | Comercial     | Industrial | Vida Industrial | Anualidades | Rentas Vitalicias | Pérdida de Ingresos | Multirisgo    | Residencial   | Comercial e Industrial |
| ACERTA SEGUROS                                | 17,006           | 1,387                     | 1,007          | 379           | 1          | 11              | -           | -                 | -                   | 557           | 504           | 53                     |
| ALIADO SEGUROS                                | 7,072            | 827                       | 475            | 347           | 5          | -               | -           | -                 | -                   | 270           | 148           | 122                    |
| ASEGURADORA ANCON, S.A                        | 82,404           | 4,684                     | 3,088          | 1,399         | 197        | -               | -           | -                 | -                   | 1,477         | 817           | 660                    |
| ASEGURADORA GLOBAL, S.A                       | 40,313           | 24,604                    | 24,167         | 437           | -          | -               | -           | -                 | -                   | -             | -             | -                      |
| ASSA COMPAÑÍA DE SEGUROS, S.A                 | 274,235          | 63,222                    | 48,867         | 14,355        | -          | -               | -           | -                 | -                   | 18,027        | 14,428        | 3,599                  |
| BANESCO SEGUROS, S.A.                         | 10,454           | 2,062                     | -              | 2,062         | -          | -               | -           | -                 | -                   | 928           | 555           | 373                    |
| CHUBB SEGUROS PANAMA, S.A.                    | 911              | 50                        | -              | 50            | -          | -               | -           | -                 | -                   | 67            | -             | 67                     |
| COMPAÑÍA INTERNACIONAL DE SEGUROS, S.A        | 197,030          | 15,331                    | 15,331         | -             | -          | -               | -           | -                 | -                   | 2,474         | 2,474         | -                      |
| GENERAL DE SEGUROS, S.A.                      | 53,402           | 46,359                    | 46,359         | -             | -          | -               | -           | -                 | -                   | 299           | 221           | 78                     |
| MAPFRE PANAMÁ, S.A                            | 106,170          | 10,666                    | -              | 10,666        | -          | -               | -           | -                 | -                   | -             | -             | -                      |
| MERCANTIL PANAMÁ SEGUROS, S.A                 | 831              | 234                       | -              | 234           | -          | -               | -           | -                 | -                   | 178           | 120           | 58                     |
| MULTIBANK SEGUROS, S.A                        | 19,675           | 7,356                     | 6,984          | 364           | 8          | -               | -           | -                 | -                   | 188           | 145           | 43                     |
| NACIONAL DE SEGUROS DE PANAMÁ Y CENTROAMÉRICA | 3,657            | 1,341                     | 323            | 1,018         | -          | -               | -           | -                 | -                   | -             | -             | -                      |
| ÓPTIMA COMPAÑÍA DE SEGUROS, S.A.              | 16,714           | 2,830                     | 1,927          | 747           | 156        | -               | -           | -                 | -                   | 582           | 312           | 270                    |
| PAN AMERICAN LIFE INSURANCE DE PANAMÁ, S.A    | -                | -                         | -              | -             | -          | -               | -           | -                 | -                   | -             | -             | -                      |
| SAGICOR PANAMÁ, S.A                           | -                | -                         | -              | -             | -          | -               | -           | -                 | -                   | -             | -             | -                      |
| SEGUROS FEDPA, S.A                            | 142,449          | 2,217                     | 2,217          | -             | -          | -               | -           | -                 | -                   | 330           | 115           | 215                    |
| SEGUROS SURAMERICANA, S.A                     | 228,246          | 71,928                    | 59,398         | 12,530        | -          | -               | -           | -                 | -                   | -             | -             | -                      |
| VIVIR COMPAÑÍA DE SEGUROS, SA.                | -                | -                         | -              | -             | -          | -               | -           | -                 | -                   | -             | -             | -                      |
| WORLDWIDE MEDICAL ASSURANCE, LTD              | -                | -                         | -              | -             | -          | -               | -           | -                 | -                   | -             | -             | -                      |
| <b>SUB-TOTAL</b>                              | <b>1,200,569</b> | <b>255,098</b>            | <b>210,143</b> | <b>44,588</b> | <b>367</b> | <b>11</b>       | <b>-</b>    | <b>-</b>          | <b>-</b>            | <b>25,377</b> | <b>19,839</b> | <b>5,538</b>           |
| BUPA PANAMÁ, S.A.                             | -                | -                         | -              | -             | -          | -               | -           | -                 | -                   | -             | -             | -                      |
| LA FLORESTA DE SEGUROS Y VIDA, S.A            | -                | -                         | -              | -             | -          | -               | -           | -                 | -                   | -             | -             | -                      |
| LA REGIONAL DE SEGUROS, S.A                   | 52,650           | 786                       | 625            | 158           | 3          | -               | -           | -                 | -                   | 465           | 232           | 233                    |
| <b>SUB-TOTAL</b>                              | <b>52,650</b>    | <b>786</b>                | <b>625</b>     | <b>158</b>    | <b>3</b>   | <b>-</b>        | <b>-</b>    | <b>-</b>          | <b>-</b>            | <b>465</b>    | <b>232</b>    | <b>233</b>             |
| <b>TOTAL</b>                                  | <b>1,253,219</b> | <b>255,884</b>            | <b>210,768</b> | <b>44,746</b> | <b>370</b> | <b>11</b>       | <b>-</b>    | <b>-</b>          | <b>-</b>            | <b>25,842</b> | <b>20,071</b> | <b>5,771</b>           |



**SUPERINTENDENCIA DE SEGUROS Y REASEGUROS DE PANAMA**  
**POLIZAS VIGENTES DE SEGURO DIRECTO RIESGO LOCAL**  
**AL 30 DE NOVIEMBRE DE 2019**

| RAMOS DE SEGUROS                              | RAMOS GENERALES     |               |              |           |              |            |            |                |                |              |                    |                      |                      |               |          |
|---|---------------------|---------------|--------------|-----------|--------------|------------|------------|----------------|----------------|--------------|--------------------|----------------------|----------------------|---------------|----------|
|   | Transporte de Carga | Terrestre     | Marítimo     | Aéreo     | Casco        | Marítimo   | Aéreo      | Automóvil      | Ramos Técnicos | TRC TRM      | Equipo Electrónico | Caldera y Maquinaria | Rotura de Maquinaria | Equipo Pesado | Vidrios  |
| ACERTA SEGUROS                                | 69                  | 54            | 8            | 7         | 37           | 18         | 19         | 13,395         | 208            | 15           | 67                 | -                    | 77                   | 46            | 3        |
| ALIADO SEGUROS                                | 94                  | 94            | -            | -         | 13           | 9          | 4          | 3,656          | 304            | 95           | 57                 | -                    | 58                   | 94            | -        |
| ASEGURADORA ANCON, S.A                        | 355                 | 341           | 11           | 3         | 100          | 65         | 35         | 72,466         | 448            | 80           | 111                | -                    | 85                   | 169           | 3        |
| ASEGURADORA GLOBAL, S.A                       | -                   | -             | -            | -         | -            | -          | -          | 14,767         | -              | -            | -                  | -                    | -                    | -             | -        |
| ASSA COMPAÑÍA DE SEGUROS, S.A                 | 9,246               | 2,246         | 7,000        | -         | 332          | 310        | 22         | 147,014        | 2,807          | 28           | 1,898              | 828                  | 53                   | -             | -        |
| BANESCO SEGUROS, S.A.                         | 127                 | 127           | -            | -         | 6            | 6          | -          | 5,756          | 378            | 115          | 46                 | -                    | 49                   | 168           | -        |
| CHUBB SEGUROS PANAMA, S.A.                    | 31                  | -             | 31           | -         | -            | -          | -          | -              | 75             | 75           | -                  | -                    | -                    | -             | -        |
| COMPAÑÍA INTERNACIONAL DE SEGUROS, S.A        | 18,559              | 18,559        | -            | -         | 270          | 213        | 57         | 129,839        | 1,743          | 840          | 282                | -                    | 104                  | 517           | -        |
| GENERAL DE SEGUROS, S.A.                      | 35                  | 17            | 18           | -         | 3            | 2          | 1          | 5,765          | 271            | 42           | 73                 | 1                    | 81                   | 72            | 2        |
| MAPFRE PANAMÁ, S.A                            | 1,022               | 1,022         | -            | -         | 56           | 36         | 20         | 85,939         | 739            | 87           | 200                | -                    | 98                   | 354           | -        |
| MERCANTIL PANAMÁ SEGUROS, S.A                 | -                   | -             | -            | -         | -            | -          | -          | 232            | -              | -            | -                  | -                    | -                    | -             | -        |
| MULTIBANK SEGUROS, S.A                        | 14                  | 14            | -            | -         | 37           | 22         | 15         | 11,658         | 167            | 76           | 17                 | -                    | 28                   | 46            | -        |
| NACIONAL DE SEGUROS DE PANAMÁ Y CENTROAMÉRICA | 47                  | 24            | 23           | -         | 9            | 6          | 3          | 1              | 152            | 90           | 14                 | -                    | 26                   | 22            | -        |
| ÓPTIMA COMPAÑÍA DE SEGUROS, S.A.              | 401                 | 150           | 195          | 56        | 98           | 86         | 12         | 5,410          | 806            | 450          | 113                | -                    | 99                   | 144           | -        |
| PAN AMERICAN LIFE INSURANCE DE PANAMÁ, S.A    | -                   | -             | -            | -         | -            | -          | -          | -              | -              | -            | -                  | -                    | -                    | -             | -        |
| SAGICOR PANAMÁ, S.A                           | -                   | -             | -            | -         | -            | -          | -          | -              | -              | -            | -                  | -                    | -                    | -             | -        |
| SEGUROS FEDPA, S.A                            | 387                 | 387           | -            | -         | 1            | 1          | -          | 138,996        | 96             | -            | 32                 | -                    | 18                   | 46            | -        |
| SEGUROS SURAMERICANA, S.A                     | 1,449               | 1,449         | -            | -         | 4            | 4          | -          | 144,587        | 1,504          | 88           | 514                | -                    | 294                  | 608           | -        |
| VIVIR COMPAÑÍA DE SEGUROS, SA.                | -                   | -             | -            | -         | -            | -          | -          | -              | -              | -            | -                  | -                    | -                    | -             | -        |
| WORLDWIDE MEDICAL ASSURANCE, LTD              | -                   | -             | -            | -         | -            | -          | -          | -              | -              | -            | -                  | -                    | -                    | -             | -        |
| <b>SUB-TOTAL</b>                              | <b>31,836</b>       | <b>24,484</b> | <b>7,286</b> | <b>66</b> | <b>966</b>   | <b>778</b> | <b>188</b> | <b>779,481</b> | <b>9,698</b>   | <b>2,081</b> | <b>3,424</b>       | <b>829</b>           | <b>1,070</b>         | <b>2,286</b>  | <b>8</b> |
| BUPA PANAMÁ, S.A.                             | -                   | -             | -            | -         | -            | -          | -          | -              | -              | -            | -                  | -                    | -                    | -             | -        |
| LA FLORESTA DE SEGUROS Y VIDA, S.A            | -                   | -             | -            | -         | -            | -          | -          | -              | -              | -            | -                  | -                    | -                    | -             | -        |
| LA REGIONAL DE SEGUROS, S.A                   | 91                  | 78            | 12           | 1         | 56           | 41         | 15         | 50,185         | 86             | 43           | 12                 | -                    | 3                    | 28            | -        |
| <b>SUB-TOTAL</b>                              | <b>91</b>           | <b>78</b>     | <b>12</b>    | <b>1</b>  | <b>56</b>    | <b>41</b>  | <b>15</b>  | <b>50,185</b>  | <b>86</b>      | <b>43</b>    | <b>12</b>          | <b>-</b>             | <b>3</b>             | <b>28</b>     | <b>-</b> |
| <b>TOTAL</b>                                  | <b>31,927</b>       | <b>24,562</b> | <b>7,298</b> | <b>67</b> | <b>1,022</b> | <b>819</b> | <b>203</b> | <b>829,666</b> | <b>9,784</b>   | <b>2,124</b> | <b>3,436</b>       | <b>829</b>           | <b>1,073</b>         | <b>2,314</b>  | <b>8</b> |



**SUPERINTENDENCIA DE SEGUROS Y REASEGUROS DE PANAMA**  
**POLIZAS VIGENTES DE SEGURO DIRECTO RIESGO LOCAL**  
**AL 30 DE NOVIEMBRE DE 2019**

| RAMOS DE SEGUROS                              | RAMOS GENERALES  |                       |              |                 |           |              |                      |               |                       |               |
|---|------------------|-----------------------|--------------|-----------------|-----------|--------------|----------------------|---------------|-----------------------|---------------|
|   | Riesgos Diversos | Responsabilidad Civil | Robo         | Fidelidad y DDD | BBB       | Otros        | Titulos de Propiedad | Fianzas       | Oferta y Cumplimiento | Otras         |
| ACERTA SEGUROS                                | 684              | 510                   | 52           | 67              | 1         | 54           | -                    | 658           | 622                   | 36            |
| ALIADO SEGUROS                                | 511              | 361                   | 2            | 2               | -         | 146          | -                    | 1,397         | 410                   | 987           |
| ASEGURADORA ANCON, S.A                        | 1,256            | 885                   | 144          | -               | -         | 227          | -                    | 1,618         | 522                   | 1,096         |
| ASEGURADORA GLOBAL, S.A                       | 113              | -                     | -            | -               | -         | 113          | -                    | 829           | 156                   | 673           |
| ASSA COMPAÑÍA DE SEGUROS, S.A                 | 10,426           | 5,823                 | 2,363        | 335             | 21        | 1,884        | -                    | 23,161        | 1,772                 | 21,389        |
| BANESCO SEGUROS, S.A.                         | 886              | 517                   | 35           | 43              | -         | 291          | -                    | 311           | -                     | 311           |
| CHUBB SEGUROS PANAMA, S.A.                    | 335              | 335                   | -            | -               | -         | -            | -                    | 353           | -                     | 353           |
| COMPAÑÍA INTERNACIONAL DE SEGUROS, S.A        | 3,391            | 2,689                 | 203          | 165             | -         | 334          | -                    | 25,423        | 19,039                | 6,384         |
| GENERAL DE SEGUROS, S.A.                      | 279              | 211                   | 16           | 29              | 1         | 22           | 40                   | 351           | 351                   | -             |
| MAPFRE PANAMÁ, S.A                            | 4,271            | 1,383                 | 177          | 139             | 2         | 2,570        | -                    | 3,477         | 3,476                 | -             |
| MERCANTIL PANAMÁ SEGUROS, S.A                 | 90               | 33                    | -            | -               | -         | 57           | -                    | 97            | -                     | 97            |
| MULTIBANK SEGUROS, S.A                        | 135              | 104                   | 14           | 6               | 2         | 9            | -                    | 120           | 90                    | 30            |
| NACIONAL DE SEGUROS DE PANAMÁ Y CENTROAMÉRICA | 675              | 453                   | 68           | 36              | 1         | 117          | -                    | 1,432         | 1,432                 | -             |
| ÓPTIMA COMPAÑÍA DE SEGUROS, S.A.              | 1,591            | 1,305                 | 134          | 1               | -         | 151          | -                    | 4,996         | 2,431                 | 2,565         |
| PAN AMERICAN LIFE INSURANCE DE PANAMÁ, S.A    | -                | -                     | -            | -               | -         | -            | -                    | -             | -                     | -             |
| SAGICOR PANAMÁ, S.A                           | -                | -                     | -            | -               | -         | -            | -                    | -             | -                     | -             |
| SEGUROS FEDPA, S.A                            | 297              | 218                   | 11           | 68              | -         | -            | -                    | 125           | 40                    | 85            |
| SEGUROS SURAMERICANA, S.A                     | 4,659            | 3,191                 | 524          | 294             | -         | 650          | -                    | 4,115         | -                     | 4,115         |
| VIVIR COMPAÑÍA DE SEGUROS, SA.                | -                | -                     | -            | -               | -         | -            | -                    | -             | -                     | -             |
| WORLDWIDE MEDICAL ASSURANCE, LTD              | -                | -                     | -            | -               | -         | -            | -                    | -             | -                     | -             |
| <b>SUB-TOTAL</b>                              | <b>29,599</b>    | <b>18,018</b>         | <b>3,743</b> | <b>1,185</b>    | <b>28</b> | <b>6,625</b> | <b>40</b>            | <b>68,463</b> | <b>30,341</b>         | <b>38,121</b> |
| BUPA PANAMÁ, S.A.                             | -                | -                     | -            | -               | -         | -            | -                    | -             | -                     | -             |
| LA FLORESTA DE SEGUROS Y VIDA, S.A            | -                | -                     | -            | -               | -         | -            | -                    | -             | -                     | -             |
| LA REGIONAL DE SEGUROS, S.A                   | 245              | 196                   | 6            | 3               | -         | 40           | -                    | 736           | 480                   | 256           |
| <b>SUB-TOTAL</b>                              | <b>245</b>       | <b>196</b>            | <b>6</b>     | <b>3</b>        | <b>-</b>  | <b>40</b>    | <b>-</b>             | <b>736</b>    | <b>480</b>            | <b>256</b>    |
| <b>TOTAL</b>                                  | <b>29,844</b>    | <b>18,214</b>         | <b>3,749</b> | <b>1,188</b>    | <b>28</b> | <b>6,665</b> | <b>40</b>            | <b>69,199</b> | <b>30,821</b>         | <b>38,377</b> |



**SUPERINTENDENCIA DE SEGUROS Y REASEGUROS DE PANAMA**

**PRIMAS SUSCRITAS DE SEGURO DIRECTO RIESGO LOCAL**

**AL 30 DE NOVIEMBRE DE 2019**

| RAMOS DE SEGUROS                              | GRAN TOTAL                | RAMOS VIDA              |                         |                        |                         |                        |                        |                        |               |                         |                         |                         |                         |
|---|---------------------------|-------------------------|-------------------------|------------------------|-------------------------|------------------------|------------------------|------------------------|---------------|-------------------------|-------------------------|-------------------------|-------------------------|
|   |                           | TOTAL VIDA              | Vida Individual         | Primer año             | Renovación              | Accidentes Personales  | Individual             | Grupo                  | Invalidez     | Salud                   | Individual              | Grupo                   | Colectivos de Vida      |
| ACERTA SEGUROS                                | 21,732,168.46             | 4,802,942.77            | 918,331.08              | 55,656.91              | 862,674.17              | 278,520.45             | 25,987.59              | 252,532.86             | -             | 3,372,238.58            | 674,722.92              | 2,697,515.66            | 233,852.66              |
| ALIADO SEGUROS                                | 15,798,181.75             | 1,916,720.97            | -                       | -                      | -                       | 266,357.24             | 17,944.65              | 248,412.59             | -             | -                       | -                       | -                       | 1,650,363.73            |
| ASEGURADORA ANCON, S.A                        | 49,324,917.24             | 16,762,282.60           | 820,486.14              | 149,005.10             | 671,481.04              | 804,070.50             | 276,771.31             | 527,299.19             | -             | 13,062,889.16           | 10,399,966.57           | 2,662,922.59            | 2,074,836.80            |
| ASEGURADORA GLOBAL, S.A                       | 29,987,136.83             | 16,135,713.86           | 677,914.27              | 677,914.27             | -                       | 708,656.32             | 708,656.32             | -                      | -             | -                       | -                       | -                       | 14,749,143.27           |
| ASSA COMPAÑÍA DE SEGUROS, S.A                 | 346,083,144.84            | 165,714,552.88          | 47,974,915.99           | 5,218,801.94           | 42,756,114.05           | 3,787,570.04           | 841,829.07             | 2,945,740.97           | -             | 56,654,566.14           | 28,184,805.01           | 28,469,761.13           | 57,297,500.71           |
| BANESCO SEGUROS, S.A.                         | 19,104,192.62             | 10,324,144.66           | 1,124,803.60            | 276,961.23             | 847,842.37              | 44,422.54              | 20,849.28              | 23,573.26              | -             | 303.10                  | 303.10                  | -                       | 9,154,615.42            |
| CHUBB SEGUROS PANAMA, S.A.                    | 7,920,455.64              | 2,128,968.35            | -                       | -                      | -                       | 2,070,156.99           | -                      | 2,070,156.99           | -             | -                       | -                       | -                       | 58,811.36               |
| COMPAÑÍA INTERNACIONAL DE SEGUROS, S.A        | 200,314,503.80            | 101,505,494.76          | 27,693,109.60           | 3,935,333.22           | 23,757,776.38           | 4,130,754.12           | 480,298.40             | 3,650,455.72           | -             | 40,942,900.06           | 28,478,853.41           | 12,464,046.65           | 28,738,730.98           |
| GENERAL DE SEGUROS, S.A.                      | 47,165,856.30             | 26,239,311.27           | -                       | -                      | -                       | 9,240.79               | 9,240.79               | -                      | -             | -                       | -                       | -                       | 26,230,070.48           |
| MAPFRE PANAMÁ, S.A                            | 213,569,694.83            | 99,573,073.49           | 22,205,060.82           | 3,264,973.34           | 18,940,087.48           | 1,499,044.32           | 675,904.54             | 823,139.78             | -             | 59,815,281.50           | 25,901,289.47           | 33,913,992.03           | 16,053,686.85           |
| MERCANTIL PANAMÁ SEGUROS, S.A                 | 3,266,246.63              | 638,280.37              | 351,529.36              | 103,392.78             | 248,136.58              | 756.18                 | 756.18                 | -                      | -             | 285,944.83              | 285,944.83              | -                       | 50.00                   |
| MULTIBANK SEGUROS, S.A                        | 20,140,282.66             | 8,002,229.43            | 405,631.63              | 104,896.22             | 300,735.41              | 648,892.40             | 642,212.30             | 6,680.10               | -             | -                       | -                       | -                       | 6,947,705.40            |
| NACIONAL DE SEGUROS DE PANAMÁ Y CENTROAMÉRICA | 18,742,549.45             | 1,496,505.38            | 255,459.79              | 37,670.36              | 217,789.43              | 169,630.52             | 135,069.66             | 34,560.86              | -             | -                       | -                       | -                       | 1,071,415.07            |
| ÓPTIMA COMPAÑÍA DE SEGUROS, S.A.              | 20,198,046.78             | 6,096,536.57            | 164,361.38              | 128,816.99             | 35,544.39               | 508,806.67             | 53,468.90              | 455,337.77             | -             | -                       | -                       | -                       | 5,423,368.52            |
| PAN AMERICAN LIFE INSURANCE DE PANAMÁ, S.A    | 121,347,888.54            | 121,347,888.54          | 30,142,409.66           | 5,648,643.12           | 24,493,766.54           | 2,349,296.39           | 1,404,158.05           | 945,138.34             | -             | 74,776,958.20           | 19,415,984.45           | 55,360,973.75           | 14,079,224.29           |
| SAGICOR PANAMÁ, S.A                           | 3,686,642.91              | 3,686,642.91            | 584,563.17              | 116,912.62             | 467,650.55              | 181,310.66             | -                      | 181,310.66             | -             | 2,671,439.59            | 2,036,228.53            | 635,211.06              | 249,329.49              |
| SEGUROS FEDPA, S.A                            | 36,163,708.12             | 5,887,684.02            | 46,043.57               | 44,177.98              | 1,865.59                | 1,986,430.92           | 1,276,987.56           | 709,443.36             | -             | 50,339.00               | -                       | 50,339.00               | 3,804,870.53            |
| SEGUROS SURAMERICANA, S.A                     | 135,224,698.89            | 49,687,813.60           | 20,318,473.43           | 3,267,534.46           | 17,050,938.97           | 7,326,149.99           | 5,926,806.79           | 1,399,343.20           | -             | 743,036.48              | 743,036.48              | -                       | 21,300,153.70           |
| VIVIR COMPAÑÍA DE SEGUROS, SA.                | 9,310,662.28              | 9,310,662.28            | -                       | -                      | -                       | 3,838.10               | -                      | 3,838.10               | -             | 9,019,200.22            | 7,061,499.35            | 1,957,700.87            | 287,623.96              |
| WORLDWIDE MEDICAL ASSURANCE, LTD              | 24,021,664.58             | 24,021,664.58           | 3,102,377.77            | 1,169,725.22           | 1,932,652.55            | (0.00)                 | -                      | (0.00)                 | -             | 20,858,712.52           | 14,554,807.92           | 6,303,904.60            | 60,574.29               |
| <b>SUB-TOTAL</b>                              | <b>\$1,343,102,643.15</b> | <b>\$675,279,113.29</b> | <b>\$156,785,471.26</b> | <b>\$24,200,415.76</b> | <b>\$132,585,055.50</b> | <b>\$26,773,905.14</b> | <b>\$12,496,941.39</b> | <b>\$14,276,963.75</b> | <b>\$0.00</b> | <b>\$282,253,809.38</b> | <b>\$137,737,442.04</b> | <b>\$144,516,367.34</b> | <b>\$209,465,927.51</b> |
| BUPA PANAMÁ, S.A.                             | 5,947,040.52              | 5,947,040.52            | -                       | -                      | -                       | -                      | -                      | -                      | -             | 5,947,040.52            | 4,471,979.46            | 1,475,061.06            | -                       |
| LA FLORESTA DE SEGUROS Y VIDA, S.A            | 107,072.50                | (35,217.80)             | 185,776.80              | 196,665.40             | (10,888.60)             | 153,563.80             | (1,154.40)             | 154,718.20             | -             | (386,320.50)            | (208,447.40)            | (177,873.10)            | 11,762.10               |
| LA REGIONAL DE SEGUROS, S.A                   | 11,613,226.40             | 1,508,585.96            | 432,210.26              | 79,580.26              | 352,630.00              | 767,329.21             | 19,059.14              | 748,270.07             | -             | 152,239.93              | 152,239.93              | -                       | 156,806.56              |
| <b>SUB-TOTAL</b>                              | <b>17,667,339.42</b>      | <b>7,420,408.68</b>     | <b>617,987.06</b>       | <b>276,245.66</b>      | <b>341,741.40</b>       | <b>920,893.01</b>      | <b>17,904.74</b>       | <b>902,988.27</b>      | <b>-</b>      | <b>5,712,959.95</b>     | <b>4,415,771.99</b>     | <b>1,297,187.96</b>     | <b>168,568.66</b>       |
| <b>TOTAL</b>                                  | <b>\$1,360,769,982.57</b> | <b>\$682,699,521.97</b> | <b>\$157,403,458.32</b> | <b>\$24,476,661.42</b> | <b>\$132,926,796.90</b> | <b>\$27,694,798.15</b> | <b>\$12,514,846.13</b> | <b>\$15,179,952.02</b> | <b>\$0.00</b> | <b>\$287,966,769.33</b> | <b>\$142,153,214.03</b> | <b>\$145,813,555.30</b> | <b>\$209,634,496.17</b> |



**SUPERINTENDENCIA DE SEGUROS Y REASEGUROS DE PANAMA**  
**PRIMAS SUSCRITAS DE SEGURO DIRECTO RIESGO LOCAL**  
**AL 30 DE NOVIEMBRE DE 2019**

| RAMOS DE SEGUROS                              | RAMOS GENERALES         |                           |                        |                        |                     |                 |               |                   |                     |                       |                       |                        |
|---|-------------------------|---------------------------|------------------------|------------------------|---------------------|-----------------|---------------|-------------------|---------------------|-----------------------|-----------------------|------------------------|
|   | TOTAL GENERALES         | Incendio y Líneas Aliadas | Residencial            | Comercial              | Industrial          | Vida Industrial | Anualidades   | Rentas Vitalicias | Pérdida de Ingresos | Multirisgo            | Residencial           | Comercial e Industrial |
| ACERTA SEGUROS                                | 16,929,225.69           | 1,125,858.79              | 338,304.95             | 813,066.41             | (25,512.57)         | -               | -             | -                 | -                   | 174,892.20            | 82,277.11             | 92,615.09              |
| ALIADO SEGUROS                                | 13,881,460.78           | 2,086,846.69              | 199,488.39             | 1,880,578.05           | 6,780.25            | -               | -             | -                 | -                   | 92,210.45             | 32,853.99             | 59,356.46              |
| ASEGURADORA ANCON, S.A                        | 32,562,634.64           | 3,655,155.25              | 1,137,542.79           | 1,853,954.29           | 663,658.17          | -               | -             | -                 | -                   | 439,675.02            | 108,526.55            | 331,148.47             |
| ASEGURADORA GLOBAL, S.A                       | 13,851,422.97           | 2,404,369.10              | 2,328,412.21           | 75,956.89              | -                   | -               | -             | -                 | -                   | -                     | -                     | -                      |
| ASSA COMPAÑÍA DE SEGUROS, S.A                 | 180,368,591.96          | 51,947,707.70             | 18,040,730.89          | 33,906,976.81          | -                   | -               | -             | -                 | -                   | 4,166,914.47          | 2,707,601.91          | 1,459,312.56           |
| BANESCO SEGUROS, S.A.                         | 8,780,047.96            | 1,336,647.55              | -                      | 1,336,647.55           | -                   | -               | -             | -                 | -                   | 923,895.81            | 143,872.68            | 780,023.13             |
| CHUBB SEGUROS PANAMA, S.A.                    | 5,791,487.29            | 3,364,033.93              | -                      | 3,364,033.93           | -                   | -               | -             | -                 | -                   | 213,563.56            | -                     | 213,563.56             |
| COMPAÑÍA INTERNACIONAL DE SEGUROS, S.A        | 98,809,009.04           | 21,328,116.03             | 21,328,116.03          | -                      | -                   | -               | -             | -                 | -                   | 494,979.27            | 494,979.27            | -                      |
| GENERAL DE SEGUROS, S.A.                      | 20,926,545.03           | 4,622,204.34              | 4,622,204.34           | -                      | -                   | -               | -             | -                 | -                   | 64,620.74             | 35,721.57             | 28,899.17              |
| MAPFRE PANAMÁ, S.A                            | 113,996,621.34          | 9,368,189.04              | -                      | 9,368,189.04           | -                   | -               | -             | -                 | -                   | -                     | -                     | -                      |
| MERCANTIL PANAMÁ SEGUROS, S.A                 | 2,627,966.26            | 114,342.26                | -                      | 114,342.26             | -                   | -               | -             | -                 | -                   | 96,304.45             | 52,846.03             | 43,458.42              |
| MULTIBANK SEGUROS, S.A                        | 12,138,053.23           | 1,157,987.38              | 721,946.11             | 426,044.43             | 9,996.85            | -               | -             | -                 | -                   | 34,361.69             | 15,719.25             | 18,642.44              |
| NACIONAL DE SEGUROS DE PANAMÁ Y CENTROAMÉRICA | 17,246,044.07           | 3,719,012.27              | 753,378.09             | 2,965,634.18           | -                   | -               | -             | -                 | -                   | -                     | -                     | -                      |
| ÓPTIMA COMPAÑÍA DE SEGUROS, S.A.              | 14,101,510.21           | 2,088,435.93              | 940,601.06             | 835,159.19             | 312,675.68          | -               | -             | -                 | -                   | 173,281.71            | 70,977.28             | 102,304.43             |
| PAN AMERICAN LIFE INSURANCE DE PANAMÁ, S.A    | -                       | -                         | -                      | -                      | -                   | -               | -             | -                 | -                   | -                     | -                     | -                      |
| SAGICOR PANAMÁ, S.A                           | -                       | -                         | -                      | -                      | -                   | -               | -             | -                 | -                   | -                     | -                     | -                      |
| SEGUROS FEDPA, S.A                            | 30,276,024.10           | 353,108.07                | 353,108.07             | -                      | -                   | -               | -             | -                 | -                   | 143,371.95            | 9,147.79              | 134,224.16             |
| SEGUROS SURAMERICANA, S.A                     | 85,536,885.29           | 15,531,717.01             | 13,869,298.96          | 1,662,418.05           | -                   | -               | -             | -                 | -                   | -                     | -                     | -                      |
| VIVIR COMPAÑÍA DE SEGUROS, SA.                | -                       | -                         | -                      | -                      | -                   | -               | -             | -                 | -                   | -                     | -                     | -                      |
| WORLDWIDE MEDICAL ASSURANCE, LTD              | -                       | -                         | -                      | -                      | -                   | -               | -             | -                 | -                   | -                     | -                     | -                      |
| <b>SUB-TOTAL</b>                              | <b>\$667,823,529.86</b> | <b>\$124,203,731.34</b>   | <b>\$64,633,131.88</b> | <b>\$58,603,001.08</b> | <b>\$967,598.38</b> | <b>\$0.00</b>   | <b>\$0.00</b> | <b>\$0.00</b>     | <b>\$0.00</b>       | <b>\$7,018,071.32</b> | <b>\$3,754,523.43</b> | <b>\$3,263,547.89</b>  |
| BUPA PANAMÁ, S.A.                             | -                       | -                         | -                      | -                      | -                   | -               | -             | -                 | -                   | -                     | -                     | -                      |
| LA FLORESTA DE SEGUROS Y VIDA, S.A            | 142,290.30              | (196,254.30)              | 7,636.58               | (203,890.88)           | -                   | -               | -             | -                 | -                   | -                     | -                     | -                      |
| LA REGIONAL DE SEGUROS, S.A                   | 10,104,640.44           | 249,909.94                | 135,889.05             | 109,505.60             | 3,045.64            | -               | -             | -                 | -                   | 223,208.85            | 83,373.88             | 139,834.97             |
| <b>SUB-TOTAL</b>                              | <b>10,246,930.74</b>    | <b>53,655.64</b>          | <b>143,525.63</b>      | <b>(94,385.28)</b>     | <b>3,045.64</b>     | <b>-</b>        | <b>-</b>      | <b>-</b>          | <b>-</b>            | <b>223,208.85</b>     | <b>83,373.88</b>      | <b>139,834.97</b>      |
| <b>TOTAL</b>                                  | <b>\$678,070,460.60</b> | <b>\$124,257,386.98</b>   | <b>\$64,776,657.51</b> | <b>\$58,508,615.80</b> | <b>\$970,644.02</b> | <b>\$0.00</b>   | <b>\$0.00</b> | <b>\$0.00</b>     | <b>\$0.00</b>       | <b>\$7,241,280.17</b> | <b>\$3,837,897.31</b> | <b>\$3,403,382.86</b>  |



**SUPERINTENDENCIA DE SEGUROS Y REASEGUROS DE PANAMA**  
**PRIMAS SUSCRITAS DE SEGURO DIRECTO RIESGO LOCAL**  
**AL 30 DE NOVIEMBRE DE 2019**

| RAMOS DE SEGUROS                              | RAMOS GENERALES        |                        |                       |                    |                        |                        |                        |                         |                        |                        |                       |                      |                      |                       |                   |
|---|------------------------|------------------------|-----------------------|--------------------|------------------------|------------------------|------------------------|-------------------------|------------------------|------------------------|-----------------------|----------------------|----------------------|-----------------------|-------------------|
|   | Transporte de Carga    | Terrestre              | Marítimo              | Aéreo              | Casco                  | Marítimo               | Aéreo                  | Automóvil               | Ramos Técnicos         | TRC TRM                | Equipo Electrónico    | Caldera y Maquinaria | Rotura de Maquinaria | Equipo Pesado         | Vidrios           |
| ACERTA SEGUROS                                | 176,516.38             | 53,707.55              | 33,663.48             | 89,145.35          | 1,029,215.92           | 558,443.19             | 470,772.73             | 6,306,770.63            | 995,223.77             | 843,858.42             | 13,515.13             | -                    | 85,628.25            | 52,221.97             | -                 |
| ALIADO SEGUROS                                | 843,062.54             | 843,062.54             | -                     | -                  | 111,819.52             | 12,451.65              | 99,367.87              | 2,509,130.95            | 1,025,026.96           | 887,133.76             | 22,528.46             | -                    | 27,461.95            | 87,902.79             | -                 |
| ASEGURADORA ANCON, S.A                        | 411,002.49             | 398,772.85             | 10,573.00             | 1,656.64           | 435,813.92             | 81,219.11              | 354,594.81             | 23,785,734.31           | 1,950,227.43           | 1,743,819.88           | 33,416.08             | -                    | 38,103.81            | 134,804.33            | 83.33             |
| ASEGURADORA GLOBAL, S.A                       | -                      | -                      | -                     | -                  | -                      | -                      | -                      | 7,281,483.88            | -                      | -                      | -                     | -                    | -                    | -                     | -                 |
| ASSA COMPAÑÍA DE SEGUROS, S.A                 | 6,193,243.42           | 774,217.36             | 5,419,026.06          | -                  | 9,314,422.34           | 2,973,896.02           | 6,340,526.32           | 53,538,844.27           | 4,144,844.92           | 3,346,847.41           | 644,825.60            | 196,648.86           | (43,476.95)          | -                     | -                 |
| BANESCO SEGUROS, S.A.                         | 162,819.02             | 162,819.02             | -                     | -                  | 101,996.36             | 101,996.36             | -                      | 3,552,787.99            | 847,690.15             | 517,105.51             | 32,565.55             | -                    | 60,973.13            | 237,045.96            | -                 |
| CHUBB SEGUROS PANAMA, S.A.                    | (348,176.88)           | -                      | (348,176.88)          | -                  | -                      | -                      | -                      | -                       | 642,949.58             | 642,949.58             | -                     | -                    | -                    | -                     | -                 |
| COMPAÑÍA INTERNACIONAL DE SEGUROS, S.A        | 4,809,527.16           | 4,809,527.16           | -                     | -                  | 4,189,185.12           | 2,160,286.83           | 2,028,898.29           | 32,084,968.72           | 2,672,944.13           | 1,762,006.10           | 179,809.77            | -                    | 163,506.49           | 567,621.77            | -                 |
| GENERAL DE SEGUROS, S.A.                      | 161,315.62             | 8,382.07               | 152,933.55            | -                  | 23,736.25              | 22,461.25              | 1,275.00               | 3,447,906.95            | 317,868.25             | 89,092.27              | 138,066.39            | 10,235.22            | 29,585.18            | 49,673.57             | 1,215.62          |
| MAPFRE PANAMÁ, S.A                            | 3,682,872.91           | 3,682,872.91           | -                     | -                  | 6,146,620.17           | 2,379,308.03           | 3,767,312.14           | 40,795,694.41           | 2,748,509.24           | 2,132,145.72           | 145,848.48            | -                    | 92,629.29            | 377,885.75            | -                 |
| MERCANTIL PANAMÁ SEGUROS, S.A                 | -                      | -                      | -                     | -                  | -                      | -                      | -                      | 162,363.80              | -                      | -                      | -                     | -                    | -                    | -                     | -                 |
| MULTIBANK SEGUROS, S.A                        | 15,573.88              | 15,573.88              | -                     | -                  | 3,461,926.57           | 2,593,003.70           | 868,922.87             | 5,242,188.01            | 573,330.81             | 472,971.91             | 12,277.27             | -                    | 52,530.54            | 35,551.09             | -                 |
| NACIONAL DE SEGUROS DE PANAMÁ Y CENTROAMÉRICA | 55,162.74              | 13,002.88              | 42,159.86             | -                  | 147,993.60             | 46,543.58              | 101,450.02             | 18,477.06               | 1,061,416.47           | 946,407.06             | 3,938.25              | -                    | 67,072.54            | 43,998.62             | -                 |
| ÓPTIMA COMPAÑÍA DE SEGUROS, S.A.              | 444,639.60             | 197,384.00             | 244,629.32            | 2,626.28           | 664,421.24             | 472,219.58             | 192,201.66             | 3,739,290.42            | 1,019,261.65           | 608,058.19             | 61,048.85             | -                    | 91,444.30            | 258,710.31            | -                 |
| PAN AMERICAN LIFE INSURANCE DE PANAMÁ, S.A    | -                      | -                      | -                     | -                  | -                      | -                      | -                      | -                       | -                      | -                      | -                     | -                    | -                    | -                     | -                 |
| SAGICOR PANAMÁ, S.A                           | -                      | -                      | -                     | -                  | -                      | -                      | -                      | -                       | -                      | -                      | -                     | -                    | -                    | -                     | -                 |
| SEGUROS FEDPA, S.A                            | 146,966.88             | 146,966.88             | -                     | -                  | 7,510.85               | 7,510.85               | -                      | 28,773,387.20           | 45,023.64              | -                      | 10,860.31             | -                    | 6,420.91             | 27,742.42             | -                 |
| SEGUROS SURAMERICANA, S.A                     | 1,540,623.38           | 1,540,623.38           | -                     | -                  | -                      | -                      | -                      | 53,629,795.97           | 2,085,801.92           | 1,445,325.99           | 136,611.85            | -                    | 88,446.70            | 415,197.35            | 220.03            |
| VIVIR COMPAÑÍA DE SEGUROS, SA.                | -                      | -                      | -                     | -                  | -                      | -                      | -                      | -                       | -                      | -                      | -                     | -                    | -                    | -                     | -                 |
| WORLDWIDE MEDICAL ASSURANCE, LTD              | -                      | -                      | -                     | -                  | -                      | -                      | -                      | -                       | -                      | -                      | -                     | -                    | -                    | -                     | -                 |
| <b>SUB-TOTAL</b>                              | <b>\$18,295,149.14</b> | <b>\$12,646,912.48</b> | <b>\$5,554,808.39</b> | <b>\$93,428.27</b> | <b>\$25,634,661.86</b> | <b>\$11,409,340.15</b> | <b>\$14,225,321.71</b> | <b>\$264,868,824.57</b> | <b>\$20,130,118.92</b> | <b>\$15,437,721.80</b> | <b>\$1,435,311.99</b> | <b>\$206,884.08</b>  | <b>\$760,326.14</b>  | <b>\$2,288,355.93</b> | <b>\$1,518.98</b> |
| BUPA PANAMÁ, S.A.                             | -                      | -                      | -                     | -                  | -                      | -                      | -                      | -                       | -                      | -                      | -                     | -                    | -                    | -                     | -                 |
| LA FLORESTA DE SEGUROS Y VIDA, S.A            | (425,885.00)           | (425,885.00)           | -                     | -                  | -                      | -                      | -                      | (421,401.40)            | 33,218.91              | 48,380.72              | (8,126.55)            | -                    | -                    | (7,035.26)            | -                 |
| LA REGIONAL DE SEGUROS, S.A                   | 51,280.11              | 38,802.57              | 12,349.54             | 128.00             | (501,665.85)           | 33,556.72              | (535,222.57)           | 8,878,671.40            | 148,312.61             | 125,688.61             | 3,890.66              | -                    | 3,927.87             | 14,805.47             | -                 |
| <b>SUB-TOTAL</b>                              | <b>(374,604.89)</b>    | <b>(387,082.43)</b>    | <b>12,349.54</b>      | <b>128.00</b>      | <b>(501,665.85)</b>    | <b>33,556.72</b>       | <b>(535,222.57)</b>    | <b>8,457,270.00</b>     | <b>181,531.52</b>      | <b>174,069.33</b>      | <b>(4,235.89)</b>     | <b>-</b>             | <b>3,927.87</b>      | <b>7,770.21</b>       | <b>-</b>          |
| <b>TOTAL</b>                                  | <b>\$17,920,544.25</b> | <b>\$12,259,830.05</b> | <b>\$5,567,157.93</b> | <b>\$93,556.27</b> | <b>\$25,132,996.01</b> | <b>\$11,442,896.87</b> | <b>\$13,690,099.14</b> | <b>\$273,326,094.57</b> | <b>\$20,311,650.44</b> | <b>\$15,611,791.13</b> | <b>\$1,431,076.10</b> | <b>\$206,884.08</b>  | <b>\$764,254.01</b>  | <b>\$2,296,126.14</b> | <b>\$1,518.98</b> |



**SUPERINTENDENCIA DE SEGUROS Y REASEGUROS DE PANAMA**  
**PRIMAS SUSCRITAS DE SEGURO DIRECTO RIESGO LOCAL**  
**AL 30 DE NOVIEMBRE DE 2019**

| RAMOS DE SEGUROS                              | RAMOS GENERALES         |                        |                       |                       |                       |                        |                      |                         |                        |                        |
|---|-------------------------|------------------------|-----------------------|-----------------------|-----------------------|------------------------|----------------------|-------------------------|------------------------|------------------------|
|   | Riesgos Diversos        | Responsabilidad Civil  | Robo                  | Fidelidad y DDD       | BBB                   | Otros                  | Titulos de Propiedad | Fianzas                 | Oferta y Cumplimiento  | Otras                  |
| ACERTA SEGUROS                                | 1,207,055.51            | 915,675.37             | 54,320.44             | 155,818.97            | -                     | 81,240.73              | -                    | 5,913,692.49            | 4,168,428.13           | 1,745,264.36           |
| ALIADO SEGUROS                                | 3,788,115.24            | 1,402,061.71           | 8,956.09              | 1,495.00              | -                     | 2,375,602.44           | -                    | 3,425,248.43            | 2,511,800.59           | 913,447.84             |
| ASEGURADORA ANCON, S.A                        | 1,149,910.09            | 929,438.55             | 66,481.94             | -                     | -                     | 153,989.60             | -                    | 735,116.13              | 204,458.44             | 530,657.69             |
| ASEGURADORA GLOBAL, S.A                       | 2,636,813.15            | -                      | -                     | -                     | -                     | 2,636,813.15           | -                    | 1,528,756.84            | 1,357,662.08           | 171,094.76             |
| ASSA COMPAÑÍA DE SEGUROS, S.A                 | 35,824,621.10           | 16,528,741.62          | 2,921,242.41          | 7,344,296.34          | 1,963,319.74          | 7,067,020.99           | -                    | 15,237,993.74           | 8,136,038.24           | 7,101,955.50           |
| BANESCO SEGUROS, S.A.                         | 719,523.26              | 536,775.93             | 38,425.55             | 98,281.28             | -                     | 46,040.50              | -                    | 1,134,687.82            | -                      | 1,134,687.82           |
| CHUBB SEGUROS PANAMA, S.A.                    | 1,633,113.50            | 1,633,113.50           | -                     | -                     | -                     | -                      | -                    | 286,003.60              | -                      | 286,003.60             |
| COMPAÑÍA INTERNACIONAL DE SEGUROS, S.A        | 13,461,063.16           | 7,190,594.84           | 490,723.95            | 230,275.73            | -                     | 5,549,468.64           | -                    | 19,768,225.45           | 989,507.88             | 18,778,717.57          |
| GENERAL DE SEGUROS, S.A.                      | 12,084,636.26           | 488,338.45             | 5,622.36              | 38,386.50             | 526,948.01            | 11,025,340.94          | -                    | 204,256.62              | 204,256.62             | -                      |
| MAPFRE PANAMÁ, S.A                            | 16,793,891.12           | 4,184,312.19           | 196,611.28            | 214,687.07            | 143,695.12            | 12,054,585.46          | -                    | 34,460,844.45           | 34,084,291.05          | 376,553.40             |
| MERCANTIL PANAMÁ SEGUROS, S.A                 | 2,080,225.93            | 136,923.16             | -                     | -                     | -                     | 1,943,302.77           | -                    | 174,729.82              | -                      | 174,729.82             |
| MULTIBANK SEGUROS, S.A                        | 1,383,702.36            | 172,778.81             | 27,114.69             | 3,912.60              | 372,337.80            | 807,558.46             | -                    | 268,982.53              | 194,044.98             | 74,937.55              |
| NACIONAL DE SEGUROS DE PANAMÁ Y CENTROAMÉRICA | 1,516,584.85            | 576,807.43             | 69,000.15             | 13,464.22             | 185,473.88            | 671,839.17             | -                    | 10,727,397.08           | 10,727,397.08          | -                      |
| ÓPTIMA COMPAÑÍA DE SEGUROS, S.A.              | 3,350,251.71            | 1,775,455.60           | 130,275.22            | 10.18                 | (2.98)                | 1,444,513.69           | -                    | 2,621,927.95            | 788,962.11             | 1,832,965.84           |
| PAN AMERICAN LIFE INSURANCE DE PANAMÁ, S.A    | -                       | -                      | -                     | -                     | -                     | -                      | -                    | -                       | -                      | -                      |
| SAGICOR PANAMÁ, S.A                           | -                       | -                      | -                     | -                     | -                     | -                      | -                    | -                       | -                      | -                      |
| SEGUROS FEDPA, S.A                            | 382,665.21              | 120,827.56             | 13,866.57             | 247,971.08            | -                     | -                      | -                    | 423,990.30              | 16,463.17              | 407,527.13             |
| SEGUROS SURAMERICANA, S.A                     | 8,918,349.05            | 2,568,951.26           | 327,802.56            | 91,129.42             | -                     | 5,930,465.81           | -                    | 3,830,597.96            | -                      | 3,830,597.96           |
| VIVIR COMPAÑÍA DE SEGUROS, SA.                | -                       | -                      | -                     | -                     | -                     | -                      | -                    | -                       | -                      | -                      |
| WORLDWIDE MEDICAL ASSURANCE, LTD              | -                       | -                      | -                     | -                     | -                     | -                      | -                    | -                       | -                      | -                      |
| <b>SUB-TOTAL</b>                              | <b>\$106,930,521.50</b> | <b>\$39,160,795.98</b> | <b>\$4,350,443.21</b> | <b>\$8,439,728.39</b> | <b>\$3,191,771.57</b> | <b>\$51,787,782.35</b> | <b>\$0.00</b>        | <b>\$100,742,451.21</b> | <b>\$63,383,310.37</b> | <b>\$37,359,140.84</b> |
| BUPA PANAMÁ, S.A.                             | -                       | -                      | -                     | -                     | -                     | -                      | -                    | -                       | -                      | -                      |
| LA FLORESTA DE SEGUROS Y VIDA, S.A            | 420,044.29              | 387,505.30             | -                     | -                     | -                     | 32,538.99              | -                    | 732,567.80              | -                      | 732,567.80             |
| LA REGIONAL DE SEGUROS, S.A                   | 205,183.75              | 162,987.66             | 10,780.00             | 6,139.22              | -                     | 25,276.87              | -                    | 849,739.63              | 587,899.88             | 261,839.75             |
| <b>SUB-TOTAL</b>                              | <b>625,228.04</b>       | <b>550,492.96</b>      | <b>10,780.00</b>      | <b>6,139.22</b>       | <b>-</b>              | <b>57,815.86</b>       | <b>-</b>             | <b>1,582,307.43</b>     | <b>587,899.88</b>      | <b>994,407.55</b>      |
| <b>TOTAL</b>                                  | <b>\$107,555,749.54</b> | <b>\$39,711,288.94</b> | <b>\$4,361,223.21</b> | <b>\$8,445,867.61</b> | <b>\$3,191,771.57</b> | <b>\$51,845,598.21</b> | <b>\$0.00</b>        | <b>\$102,324,758.64</b> | <b>\$63,971,210.25</b> | <b>\$38,353,548.39</b> |





**SUPERINTENDENCIA DE SEGUROS Y REASEGUROS DE PANAMA**  
**SINIESTROS PAGADOS DE SEGURO DIRECTO RIESGO LOCAL**  
**AL 30 DE NOVIEMBRE DE 2019**

| RAMOS DE SEGUROS                              | GRAN TOTAL              | RAMOS VIDA              |                        |                        |                        |                       |                       |                       |               |                         |                        |                         |                        |
|---|-------------------------|-------------------------|------------------------|------------------------|------------------------|-----------------------|-----------------------|-----------------------|---------------|-------------------------|------------------------|-------------------------|------------------------|
|   |                         | TOTAL VIDA              | Vida Individual        | Primer año             | Renovación             | Accidentes Personales | Individual            | Grupo                 | Invalidez     | Salud                   | Individual             | Grupo                   | Colectivos de Vida     |
| ACERTA SEGUROS                                | 10,470,192.76           | 2,641,744.78            | 100,000.00             | -                      | 100,000.00             | 65,998.28             | 19,690.74             | 46,307.54             | -             | 2,316,824.75            | 700,145.77             | 1,616,678.98            | 158,921.75             |
| ALIADO SEGUROS                                | 4,550,589.41            | 655,403.82              | -                      | -                      | -                      | 47,670.54             | 205.65                | 47,464.89             | -             | -                       | -                      | -                       | 607,733.28             |
| ASEGURADORA ANCON, S.A                        | 30,604,084.43           | 11,287,049.02           | 142,187.54             | 2,187.54               | 140,000.00             | 310,209.53            | 106,462.67            | 203,746.86            | -             | 9,546,417.66            | 7,409,815.33           | 2,136,602.33            | 1,288,234.29           |
| ASEGURADORA GLOBAL, S.A                       | 14,105,979.11           | 3,951,689.18            | 11,900.00              | 11,900.00              | -                      | -                     | -                     | -                     | -             | -                       | -                      | -                       | 3,939,789.18           |
| ASSA COMPAÑÍA DE SEGUROS, S.A                 | 164,313,891.04          | 65,500,553.83           | 10,446,044.61          | 10,442,015.98          | 4,028.63               | 916,138.25            | 74,760.87             | 841,377.38            | -             | 41,650,959.36           | 18,142,824.46          | 23,508,134.90           | 12,487,411.61          |
| BANESCO SEGUROS, S.A.                         | 6,555,385.14            | 1,206,865.22            | 390,000.00             | 390,000.00             | -                      | 19.08                 | -                     | 19.08                 | -             | -                       | -                      | -                       | 816,846.14             |
| CHUBB SEGUROS PANAMA, S.A.                    | 992,152.51              | 90,715.55               | -                      | -                      | -                      | 90,715.55             | -                     | 90,715.55             | -             | -                       | -                      | -                       | -                      |
| COMPAÑÍA INTERNACIONAL DE SEGUROS, S.A        | 97,499,474.93           | 52,971,916.54           | 6,799,868.71           | 510,855.50             | 6,289,013.21           | 1,115,039.52          | 82,149.02             | 1,032,890.50          | -             | 32,906,983.59           | 22,083,584.24          | 10,823,399.35           | 12,150,024.72          |
| GENERAL DE SEGUROS, S.A.                      | 7,257,036.38            | 4,390,485.82            | -                      | -                      | -                      | 72.75                 | 72.75                 | -                     | -             | -                       | -                      | -                       | 4,390,413.07           |
| MAPFRE PANAMÁ, S.A                            | 134,668,981.40          | 65,135,756.02           | 9,140,856.73           | 5,539,302.74           | 3,601,553.99           | 1,231,794.48          | 326,494.88            | 905,299.60            | -             | 45,931,281.78           | 17,334,923.06          | 28,596,358.72           | 8,831,823.03           |
| MERCANTIL PANAMÁ SEGUROS, S.A                 | 1,304,170.93            | 299,545.92              | 3,892.82               | 3,892.82               | -                      | -                     | -                     | -                     | -             | 295,653.10              | 295,653.10             | -                       | -                      |
| MULTIBANK SEGUROS, S.A                        | 3,360,178.85            | 1,898,177.38            | -                      | -                      | -                      | 10,000.00             | 10,000.00             | -                     | -             | -                       | -                      | -                       | 1,888,177.38           |
| NACIONAL DE SEGUROS DE PANAMÁ Y CENTROAMÉRICA | 6,463,377.00            | 454,793.29              | -                      | -                      | -                      | 1,426.29              | 1,426.29              | -                     | -             | -                       | -                      | -                       | 453,367.00             |
| ÓPTIMA COMPAÑÍA DE SEGUROS, S.A.              | 10,287,894.24           | 3,334,558.02            | -                      | -                      | -                      | 400,011.61            | 2,000.00              | 398,011.61            | -             | -                       | -                      | -                       | 2,934,546.41           |
| PAN AMERICAN LIFE INSURANCE DE PANAMÁ, S.A    | 66,923,998.48           | 66,923,998.48           | 10,282,955.87          | -                      | 10,282,955.87          | 315,141.98            | 128,705.77            | 186,436.21            | -             | 51,737,762.75           | 9,774,273.19           | 41,963,489.56           | 4,588,137.88           |
| SAGICOR PANAMÁ, S.A                           | 1,567,513.06            | 1,567,513.06            | 13,000.00              | -                      | 13,000.00              | 16,864.52             | -                     | 16,864.52             | -             | 1,537,648.54            | 955,690.74             | 581,957.80              | -                      |
| SEGUROS FEDPA, S.A                            | 17,303,942.65           | 1,678,857.67            | -                      | -                      | -                      | 439,538.10            | 439,538.10            | -                     | -             | -                       | -                      | -                       | 1,239,319.57           |
| SEGUROS SURAMERICANA, S.A                     | 58,372,207.09           | 15,686,651.13           | 8,598,651.97           | 898,828.80             | 7,699,823.17           | 544,155.00            | 518,873.25            | 25,281.75             | -             | -                       | -                      | -                       | 6,543,844.16           |
| VIVIR COMPAÑÍA DE SEGUROS, SA.                | 8,917,870.49            | 8,917,870.49            | -                      | -                      | -                      | -                     | -                     | -                     | -             | 8,765,057.10            | 7,203,474.82           | 1,561,582.28            | 152,813.39             |
| WORLDWIDE MEDICAL ASSURANCE, LTD              | 18,264,903.77           | 18,264,903.77           | 470,000.00             | 245,000.00             | 225,000.00             | 167.71                | -                     | 167.71                | -             | 17,647,224.34           | 12,379,594.35          | 5,267,629.99            | 147,511.72             |
| <b>SUB-TOTAL</b>                              | <b>\$663,783,823.67</b> | <b>\$326,859,048.99</b> | <b>\$46,399,358.25</b> | <b>\$18,043,983.38</b> | <b>\$28,355,374.87</b> | <b>\$5,504,963.19</b> | <b>\$1,710,379.99</b> | <b>\$3,794,583.20</b> | <b>\$0.00</b> | <b>\$212,335,812.97</b> | <b>\$96,279,979.06</b> | <b>\$116,055,833.91</b> | <b>\$62,618,914.58</b> |
| BUPA PANAMÁ, S.A.                             | 2,183,111.01            | 2,183,111.01            | -                      | -                      | -                      | -                     | -                     | -                     | -             | 2,183,111.01            | 1,773,941.15           | 409,169.86              | -                      |
| LA FLORESTA DE SEGUROS Y VIDA, S.A            | 1,321,469.60            | 540,142.70              | -                      | -                      | -                      | 122,117.90            | -                     | 122,117.90            | -             | 405,479.30              | 285,261.20             | 120,218.10              | 12,545.50              |
| LA REGIONAL DE SEGUROS, S.A                   | 7,751,614.65            | 96,301.43               | 1,755.00               | 1,755.00               | -                      | 7,510.25              | 711.25                | 6,799.00              | -             | -                       | -                      | -                       | 87,036.18              |
| <b>SUB-TOTAL</b>                              | <b>11,256,195.26</b>    | <b>2,819,555.14</b>     | <b>1,755.00</b>        | <b>1,755.00</b>        | <b>-</b>               | <b>129,628.15</b>     | <b>711.25</b>         | <b>128,916.90</b>     | <b>-</b>      | <b>2,588,590.31</b>     | <b>2,059,202.35</b>    | <b>529,387.96</b>       | <b>99,581.68</b>       |
| <b>TOTAL</b>                                  | <b>\$675,040,018.93</b> | <b>\$329,678,604.13</b> | <b>\$46,401,113.25</b> | <b>\$18,045,738.38</b> | <b>\$28,355,374.87</b> | <b>\$5,634,591.34</b> | <b>\$1,711,091.24</b> | <b>\$3,923,500.10</b> | <b>\$0.00</b> | <b>\$214,924,403.28</b> | <b>\$98,339,181.41</b> | <b>\$116,585,221.87</b> | <b>\$62,718,496.26</b> |



**SUPERINTENDENCIA DE SEGUROS Y REASEGUROS DE PANAMA**  
**SINIESTROS PAGADOS DE SEGURO DIRECTO RIESGO LOCAL**  
**AL 30 DE NOVIEMBRE DE 2019**

| RAMOS DE SEGUROS                              | RAMOS GENERALES         |                           |                        |                        |                       |                 |               |                   |                     |                       |                       |                        |
|---|-------------------------|---------------------------|------------------------|------------------------|-----------------------|-----------------|---------------|-------------------|---------------------|-----------------------|-----------------------|------------------------|
|   | TOTAL GENERALES         | Incendio y Lineas Aliadas | Residencial            | Comercial              | Industrial            | Vida Industrial | Anualidades   | Rentas Vitalicias | Pérdida de Ingresos | Multirisgo            | Residencial           | Comercial e Industrial |
| ACERTA SEGUROS                                | 7,828,447.98            | 424,386.39                | 79,610.33              | 344,776.06             | -                     | -               | -             | -                 | -                   | 129,168.08            | 54,155.93             | 75,012.15              |
| ALIADO SEGUROS                                | 3,895,185.59            | 1,089,448.39              | 34,369.29              | 45,126.14              | 1,009,952.96          | -               | -             | -                 | -                   | 44,171.81             | 21,899.15             | 22,272.66              |
| ASEGURADORA ANCON, S.A                        | 19,317,035.41           | 338,197.06                | 37,458.04              | 269,808.97             | 30,930.05             | -               | -             | -                 | -                   | 77,347.10             | 18,412.18             | 58,934.92              |
| ASEGURADORA GLOBAL, S.A                       | 10,154,289.93           | 233,604.87                | 233,604.87             | -                      | -                     | -               | -             | -                 | -                   | -                     | -                     | -                      |
| ASSA COMPAÑÍA DE SEGUROS, S.A                 | 98,813,337.21           | 42,160,436.61             | 2,475,919.97           | 39,683,016.64          | 1,500.00              | -               | -             | -                 | -                   | 1,436,201.27          | 798,025.69            | 638,175.58             |
| BANESCO SEGUROS, S.A.                         | 5,348,519.92            | 141,447.22                | -                      | 141,447.22             | -                     | -               | -             | -                 | -                   | 117,817.97            | 10,609.67             | 107,208.30             |
| CHUBB SEGUROS PANAMA, S.A.                    | 901,436.96              | 280,293.65                | -                      | 280,293.65             | -                     | -               | -             | -                 | -                   | 880.52                | -                     | 880.52                 |
| COMPAÑÍA INTERNACIONAL DE SEGUROS, S.A        | 44,527,558.39           | 1,514,529.21              | 1,514,529.21           | -                      | -                     | -               | -             | -                 | -                   | 81,195.99             | 81,195.99             | -                      |
| GENERAL DE SEGUROS, S.A.                      | 2,866,550.56            | 159,253.57                | 159,253.57             | -                      | -                     | -               | -             | -                 | -                   | 24,214.88             | 3,467.28              | 20,747.60              |
| MAPFRE PANAMÁ, S.A                            | 69,533,225.38           | 7,371,981.87              | -                      | 7,371,981.87           | -                     | -               | -             | -                 | -                   | -                     | -                     | -                      |
| MERCANTIL PANAMÁ SEGUROS, S.A                 | 1,004,625.01            | -                         | -                      | -                      | -                     | -               | -             | -                 | -                   | 436,604.17            | 2,054.80              | 434,549.37             |
| MULTIBANK SEGUROS, S.A                        | 1,462,001.47            | 25,791.84                 | 17,174.42              | 8,617.42               | -                     | -               | -             | -                 | -                   | 4,944.70              | 4,640.82              | 303.88                 |
| NACIONAL DE SEGUROS DE PANAMÁ Y CENTROAMÉRICA | 6,008,583.71            | 1,591,944.82              | 30,611.13              | 1,561,333.69           | -                     | -               | -             | -                 | -                   | -                     | -                     | -                      |
| ÓPTIMA COMPAÑÍA DE SEGUROS, S.A.              | 6,953,336.22            | 280,084.33                | 94,607.37              | 185,052.83             | 424.13                | -               | -             | -                 | -                   | 81,007.38             | 33,057.81             | 47,949.57              |
| PAN AMERICAN LIFE INSURANCE DE PANAMÁ, S.A    | -                       | -                         | -                      | -                      | -                     | -               | -             | -                 | -                   | -                     | -                     | -                      |
| SAGICOR PANAMÁ, S.A                           | -                       | -                         | -                      | -                      | -                     | -               | -             | -                 | -                   | -                     | -                     | -                      |
| SEGUROS FEDPA, S.A                            | 15,625,084.98           | 100,706.29                | 10,248.63              | 90,457.66              | -                     | -               | -             | -                 | -                   | -                     | -                     | -                      |
| SEGUROS SURAMERICANA, S.A                     | 42,685,555.96           | 5,825,513.39              | 5,588,907.50           | 236,605.89             | -                     | -               | -             | -                 | -                   | -                     | -                     | -                      |
| VIVIR COMPAÑÍA DE SEGUROS, SA.                | -                       | -                         | -                      | -                      | -                     | -               | -             | -                 | -                   | -                     | -                     | -                      |
| WORLDWIDE MEDICAL ASSURANCE, LTD              | -                       | -                         | -                      | -                      | -                     | -               | -             | -                 | -                   | -                     | -                     | -                      |
| <b>SUB-TOTAL</b>                              | <b>\$336,924,774.68</b> | <b>\$61,537,619.51</b>    | <b>\$10,276,294.33</b> | <b>\$50,218,518.04</b> | <b>\$1,042,807.14</b> | <b>\$0.00</b>   | <b>\$0.00</b> | <b>\$0.00</b>     | <b>\$0.00</b>       | <b>\$2,433,553.87</b> | <b>\$1,027,519.32</b> | <b>\$1,406,034.55</b>  |
| BUPA PANAMÁ, S.A.                             | -                       | -                         | -                      | -                      | -                     | -               | -             | -                 | -                   | -                     | -                     | -                      |
| LA FLORESTA DE SEGUROS Y VIDA, S.A            | 781,326.90              | 381,471.60                | 381,471.60             | -                      | -                     | -               | -             | -                 | -                   | -                     | -                     | -                      |
| LA REGIONAL DE SEGUROS, S.A                   | 7,655,313.22            | 40,074.25                 | 40,074.25              | -                      | -                     | -               | -             | -                 | -                   | 84,928.99             | 7,196.14              | 77,732.85              |
| <b>SUB-TOTAL</b>                              | <b>8,436,640.12</b>     | <b>421,545.85</b>         | <b>421,545.85</b>      | <b>-</b>               | <b>-</b>              | <b>-</b>        | <b>-</b>      | <b>-</b>          | <b>-</b>            | <b>84,928.99</b>      | <b>7,196.14</b>       | <b>77,732.85</b>       |
| <b>TOTAL</b>                                  | <b>\$345,361,414.80</b> | <b>\$61,959,165.36</b>    | <b>\$10,697,840.18</b> | <b>\$50,218,518.04</b> | <b>\$1,042,807.14</b> | <b>\$0.00</b>   | <b>\$0.00</b> | <b>\$0.00</b>     | <b>\$0.00</b>       | <b>\$2,518,482.86</b> | <b>\$1,034,715.46</b> | <b>\$1,483,767.40</b>  |



**SUPERINTENDENCIA DE SEGUROS Y REASEGUROS DE PANAMA**  
**SINIESTROS PAGADOS DE SEGURO DIRECTO RIESGO LOCAL**  
**AL 30 DE NOVIEMBRE DE 2019**

| RAMOS DE SEGUROS                              | RAMOS GENERALES       |                       |                     |              |                       |                       |                     |                         |                       |                       |                     |                      |                      |                       |               |
|---|-----------------------|-----------------------|---------------------|--------------|-----------------------|-----------------------|---------------------|-------------------------|-----------------------|-----------------------|---------------------|----------------------|----------------------|-----------------------|---------------|
|   | Transporte de Carga   | Terrestre             | Marítimo            | Aéreo        | Casco                 | Marítimo              | Aéreo               | Automóvil               | Ramos Técnicos        | TRC TRM               | Equipo Electrónico  | Caldera y Maquinaria | Rotura de Maquinaria | Equipo Pesado         | Vidrios       |
| ACERTA SEGUROS                                | 123,414.31            | 2,550.52              | (54.47)             | 120,918.26   | 404,559.78            | 404,559.78            | -                   | 4,733,259.22            | 96,657.04             | 58,087.27             | 2,785.60            | -                    | 6,332.68             | 29,451.49             | -             |
| ALIADO SEGUROS                                | 119,848.82            | 119,848.82            | -                   | -            | 200,405.98            | 200,405.98            | -                   | 1,715,485.65            | 172,097.81            | 170,315.51            | 1,709.60            | -                    | -                    | 72.70                 | -             |
| ASEGURADORA ANCON, S.A                        | 124,478.66            | 124,478.66            | -                   | -            | 80,063.31             | 13,063.31             | 67,000.00           | 17,963,760.74           | 91,564.20             | 23,294.93             | 2,072.28            | -                    | 36,850.99            | 29,346.00             | -             |
| ASEGURADORA GLOBAL, S.A                       | -                     | -                     | -                   | -            | -                     | -                     | -                   | 4,267,273.47            | -                     | -                     | -                   | -                    | -                    | -                     | -             |
| ASSA COMPAÑÍA DE SEGUROS, S.A                 | 1,116,774.43          | 385,737.37            | 650,504.74          | 80,532.32    | 2,176,444.34          | 1,750,136.55          | 426,307.79          | 35,949,678.99           | 1,158,750.03          | 826,669.55            | 272,537.32          | 2,903.52             | 56,639.64            | -                     | -             |
| BANESCO SEGUROS, S.A.                         | 23,474.94             | 23,474.94             | -                   | -            | 379.64                | 379.64                | -                   | 2,212,009.20            | 287,847.51            | 51,617.45             | 13,548.06           | -                    | 1,351.50             | 221,330.50            | -             |
| CHUBB SEGUROS PANAMA, S.A.                    | 140,017.71            | -                     | 140,017.71          | -            | -                     | -                     | -                   | -                       | 401,669.02            | 401,669.02            | -                   | -                    | -                    | -                     | -             |
| COMPAÑÍA INTERNACIONAL DE SEGUROS, S.A        | 1,707,757.09          | 1,707,757.09          | -                   | -            | 3,811,167.87          | 3,694,659.11          | 116,508.76          | 28,780,903.59           | 383,696.55            | 193,899.51            | 30,063.38           | -                    | 29,482.82            | 130,250.84            | -             |
| GENERAL DE SEGUROS, S.A.                      | -                     | -                     | -                   | -            | -                     | -                     | -                   | 2,267,962.81            | 24,903.67             | -                     | 22,455.67           | -                    | 2,448.00             | -                     | -             |
| MAPFRE PANAMÁ, S.A                            | 593,440.68            | 593,440.68            | -                   | -            | 495,223.01            | 495,223.01            | -                   | 31,425,875.66           | 388,003.80            | 12,120.96             | 101,516.32          | -                    | 179,014.61           | 95,351.91             | -             |
| MERCANTIL PANAMÁ SEGUROS, S.A                 | -                     | -                     | -                   | -            | -                     | -                     | -                   | 55,304.80               | -                     | -                     | -                   | -                    | -                    | -                     | -             |
| MULTIBANK SEGUROS, S.A                        | -                     | -                     | -                   | -            | 66,552.00             | -                     | 66,552.00           | 971,226.80              | 328,650.64            | 259,796.45            | 1,925.76            | -                    | -                    | 66,928.43             | -             |
| NACIONAL DE SEGUROS DE PANAMÁ Y CENTROAMÉRICA | 2,067.42              | -                     | 2,067.42            | -            | -                     | -                     | -                   | 72,546.72               | 7,014.47              | 1,549.59              | 5,464.88            | -                    | -                    | -                     | -             |
| ÓPTIMA COMPAÑÍA DE SEGUROS, S.A.              | 128,008.71            | 34,554.14             | 93,454.57           | -            | 454,338.87            | 433,603.48            | 20,735.39           | 2,161,469.51            | 271,662.64            | (9,455.90)            | 17,550.75           | -                    | 112.24               | 263,455.55            | -             |
| PAN AMERICAN LIFE INSURANCE DE PANAMÁ, S.A    | -                     | -                     | -                   | -            | -                     | -                     | -                   | -                       | -                     | -                     | -                   | -                    | -                    | -                     | -             |
| SAGICOR PANAMÁ, S.A                           | -                     | -                     | -                   | -            | -                     | -                     | -                   | -                       | -                     | -                     | -                   | -                    | -                    | -                     | -             |
| SEGUROS FEDPA, S.A                            | 38,940.04             | 38,940.04             | -                   | -            | 6,096.05              | 6,096.05              | -                   | 15,459,822.27           | 2,539.05              | -                     | -                   | -                    | -                    | 2,539.05              | -             |
| SEGUROS SURAMERICANA, S.A                     | 363,417.32            | 363,417.32            | -                   | -            | -                     | -                     | -                   | 31,534,803.68           | 1,113,478.16          | 855,039.96            | 53,478.58           | -                    | -                    | 204,959.62            | -             |
| VIVIR COMPAÑÍA DE SEGUROS, SA.                | -                     | -                     | -                   | -            | -                     | -                     | -                   | -                       | -                     | -                     | -                   | -                    | -                    | -                     | -             |
| WORLDWIDE MEDICAL ASSURANCE, LTD              | -                     | -                     | -                   | -            | -                     | -                     | -                   | -                       | -                     | -                     | -                   | -                    | -                    | -                     | -             |
| <b>SUB-TOTAL</b>                              | <b>\$4,481,640.13</b> | <b>\$3,394,199.58</b> | <b>\$885,989.97</b> | <b>#####</b> | <b>\$7,695,230.85</b> | <b>\$6,998,126.91</b> | <b>\$697,103.94</b> | <b>\$179,571,383.11</b> | <b>\$4,728,534.59</b> | <b>\$2,844,604.30</b> | <b>\$525,108.20</b> | <b>\$2,903.52</b>    | <b>\$312,232.48</b>  | <b>\$1,043,686.09</b> | <b>\$0.00</b> |
| BUPA PANAMÁ, S.A.                             | -                     | -                     | -                   | -            | -                     | -                     | -                   | -                       | -                     | -                     | -                   | -                    | -                    | -                     | -             |
| LA FLORESTA DE SEGUROS Y VIDA, S.A            | -                     | -                     | -                   | -            | -                     | -                     | -                   | 300,676.20              | -                     | -                     | -                   | -                    | -                    | -                     | -             |
| LA REGIONAL DE SEGUROS, S.A                   | 3,103.00              | 3,103.00              | -                   | -            | 87,759.99             | 4,939.25              | 82,820.74           | 7,275,100.61            | 3,456.38              | 3,456.38              | -                   | -                    | -                    | -                     | -             |
| <b>SUB-TOTAL</b>                              | <b>3,103.00</b>       | <b>3,103.00</b>       | <b>-</b>            | <b>-</b>     | <b>87,759.99</b>      | <b>4,939.25</b>       | <b>82,820.74</b>    | <b>7,575,776.81</b>     | <b>3,456.38</b>       | <b>3,456.38</b>       | <b>-</b>            | <b>-</b>             | <b>-</b>             | <b>-</b>              | <b>-</b>      |
| <b>TOTAL</b>                                  | <b>\$4,484,743.13</b> | <b>\$3,397,302.58</b> | <b>\$885,989.97</b> | <b>#####</b> | <b>\$7,782,990.84</b> | <b>\$7,003,066.16</b> | <b>\$779,924.68</b> | <b>\$187,147,159.92</b> | <b>\$4,731,990.97</b> | <b>\$2,848,060.68</b> | <b>\$525,108.20</b> | <b>\$2,903.52</b>    | <b>\$312,232.48</b>  | <b>\$1,043,686.09</b> | <b>\$0.00</b> |



**SUPERINTENDENCIA DE SEGUROS Y REASEGUROS DE PANAMA**  
**SINIESTROS PAGADOS DE SEGURO DIRECTO RIESGO LOCAL**  
**AL 30 DE NOVIEMBRE DE 2019**

| RAMOS DE SEGUROS                              | RAMOS GENERALES        |                       |                     |                       |                     |                       |                      |                        |                        |                        |
|---|------------------------|-----------------------|---------------------|-----------------------|---------------------|-----------------------|----------------------|------------------------|------------------------|------------------------|
|   | Riesgos Diversos       | Responsabilidad Civil | Robo                | Fidelidad y DDD       | BBB                 | Otros                 | Titulos de Propiedad | Fianzas                | Oferta y Cumplimiento  | Otras                  |
| ACERTA SEGUROS                                | 467,621.61             | 326,535.99            | 846.58              | 114,695.46            | -                   | 25,543.58             | -                    | 1,449,381.55           | 259,524.36             | 1,189,857.19           |
| ALIADO SEGUROS                                | 225,785.82             | 146,628.64            | 347.95              | 8.65                  | -                   | 78,800.58             | -                    | 327,941.31             | 227,941.31             | 100,000.00             |
| ASEGURADORA ANCON, S.A                        | 122,863.91             | 65,766.97             | 43,167.77           | -                     | -                   | 13,929.17             | -                    | 518,760.43             | 3,032.15               | 515,728.28             |
| ASEGURADORA GLOBAL, S.A                       | 31,667.48              | -                     | -                   | -                     | -                   | 31,667.48             | -                    | 5,621,744.11           | 5,621,744.11           | -                      |
| ASSA COMPAÑÍA DE SEGUROS, S.A                 | 8,017,383.92           | 3,531,678.33          | 490,776.28          | 2,058,169.90          | 6,385.55            | 1,930,373.86          | -                    | 6,797,667.62           | 904,322.87             | 5,893,344.75           |
| BANESCO SEGUROS, S.A.                         | 299,823.73             | 140,956.77            | 3,625.58            | 142,256.22            | -                   | 12,985.16             | -                    | 2,265,719.71           | -                      | 2,265,719.71           |
| CHUBB SEGUROS PANAMA, S.A.                    | 78,576.06              | 78,576.06             | -                   | -                     | -                   | -                     | -                    | -                      | -                      | -                      |
| COMPAÑÍA INTERNACIONAL DE SEGUROS, S.A        | 4,103,165.03           | 1,224,352.55          | 77,016.40           | 144,912.88            | -                   | 2,656,883.20          | -                    | 4,145,143.06           | -                      | 4,145,143.06           |
| GENERAL DE SEGUROS, S.A.                      | 390,040.13             | 7,981.73              | 760.68              | -                     | -                   | 381,297.72            | -                    | 175.50                 | -                      | 175.50                 |
| MAPFRE PANAMÁ, S.A                            | 2,087,472.65           | 320,187.64            | 105,291.45          | 237,027.14            | -                   | 1,424,966.42          | -                    | 27,171,227.71          | 27,104,826.86          | 66,400.85              |
| MERCANTIL PANAMÁ SEGUROS, S.A                 | 512,716.04             | -                     | -                   | -                     | -                   | 512,716.04            | -                    | -                      | -                      | -                      |
| MULTIBANK SEGUROS, S.A                        | 62,810.65              | 3,194.40              | -                   | -                     | -                   | 59,616.25             | -                    | 2,024.84               | 2,024.84               | -                      |
| NACIONAL DE SEGUROS DE PANAMÁ Y CENTROAMÉRICA | 963,212.18             | 65,591.28             | 13,517.40           | 11,066.47             | 856,500.00          | 16,537.03             | -                    | 3,371,798.10           | 3,371,798.10           | -                      |
| ÓPTIMA COMPAÑÍA DE SEGUROS, S.A.              | 550,837.06             | 261,069.27            | 52,999.37           | 7.40                  | -                   | 236,761.02            | -                    | 3,025,927.72           | 487,880.59             | 2,538,047.13           |
| PAN AMERICAN LIFE INSURANCE DE PANAMÁ, S.A    | -                      | -                     | -                   | -                     | -                   | -                     | -                    | -                      | -                      | -                      |
| SAGICOR PANAMÁ, S.A                           | -                      | -                     | -                   | -                     | -                   | -                     | -                    | -                      | -                      | -                      |
| SEGUROS FEDPA, S.A                            | 16,981.28              | 15,068.33             | 1,912.95            | -                     | -                   | -                     | -                    | -                      | -                      | -                      |
| SEGUROS SURAMERICANA, S.A                     | 1,072,651.68           | 664,777.54            | 177,058.22          | -                     | -                   | 230,815.92            | -                    | 2,775,691.73           | -                      | 2,775,691.73           |
| VIVIR COMPAÑÍA DE SEGUROS, SA.                | -                      | -                     | -                   | -                     | -                   | -                     | -                    | -                      | -                      | -                      |
| WORLDWIDE MEDICAL ASSURANCE, LTD              | -                      | -                     | -                   | -                     | -                   | -                     | -                    | -                      | -                      | -                      |
| <b>SUB-TOTAL</b>                              | <b>\$19,003,609.23</b> | <b>\$6,852,365.50</b> | <b>\$967,320.63</b> | <b>\$2,708,144.12</b> | <b>\$862,885.55</b> | <b>\$7,612,893.43</b> | <b>\$0.00</b>        | <b>\$57,473,203.39</b> | <b>\$37,983,095.19</b> | <b>\$19,490,108.20</b> |
| BUPA PANAMÁ, S.A.                             | -                      | -                     | -                   | -                     | -                   | -                     | -                    | -                      | -                      | -                      |
| LA FLORESTA DE SEGUROS Y VIDA, S.A            | 99,179.10              | 1,466.70              | -                   | -                     | -                   | 97,712.40             | -                    | -                      | -                      | -                      |
| LA REGIONAL DE SEGUROS, S.A                   | 60,890.00              | 23,129.16             | -                   | -                     | -                   | 37,760.84             | -                    | 100,000.00             | 100,000.00             | -                      |
| <b>SUB-TOTAL</b>                              | <b>160,069.10</b>      | <b>24,595.86</b>      | <b>-</b>            | <b>-</b>              | <b>-</b>            | <b>135,473.24</b>     | <b>-</b>             | <b>100,000.00</b>      | <b>100,000.00</b>      | <b>-</b>               |
| <b>TOTAL</b>                                  | <b>\$19,163,678.33</b> | <b>\$6,876,961.36</b> | <b>\$967,320.63</b> | <b>\$2,708,144.12</b> | <b>\$862,885.55</b> | <b>\$7,748,366.67</b> | <b>\$0.00</b>        | <b>\$57,573,203.39</b> | <b>\$38,083,095.19</b> | <b>\$19,490,108.20</b> |



**SUPERINTENDENCIA DE SEGUROS Y REASEGUROS DE PANAMA**  
**SINIESTROS PAGADOS DE SEGURO DIRECTO RIESGO LOCAL POR PRIMA DEVENGADA**  
**AL 30 DE NOVIEMBRE DE 2019**

| RAMOS DE SEGUROS                              | GRAN TOTAL  | RAMOS VIDA  |                 |             |             |                         |             |                         |           |             |             |             |
|---|-------------|-------------|-----------------|-------------|-------------|-------------------------|-------------|-------------------------|-----------|-------------|-------------|-------------|
|   |             | TOTAL VIDA  | Vida Individual | Primer año  | Renovación  | Accidentes Personales   | Individual  | Grupo                   | Invalidez | Salud       | Individual  | Grupo       |
| ACERTA SEGUROS                                | 0.48        | 0.55        | 0.11            | -           | 0.12        | 0.24                    | 0.76        | 0.18                    | -         | 0.69        | 1.04        | 0.60        |
| ALIADO SEGUROS                                | 0.29        | 0.34        | -               | -           | -           | 0.18                    | 0.01        | 0.19                    | -         | -           | -           | -           |
| ASEGURADORA ANCON, S.A                        | 0.62        | 0.67        | 0.17            | 0.01        | 0.21        | 0.39                    | 0.38        | 0.39                    | -         | 0.73        | 0.71        | 0.80        |
| ASEGURADORA GLOBAL, S.A                       | 0.47        | 0.24        | 0.02            | 0.02        | -           | -                       | -           | -                       | -         | -           | -           | -           |
| ASSA COMPAÑÍA DE SEGUROS, S.A                 | 0.47        | 0.40        | 0.22            | 2.00        | 0.00        | 0.24                    | 0.09        | 0.29                    | -         | 0.74        | 0.64        | 0.83        |
| BANESCO SEGUROS, S.A.                         | 0.34        | 0.12        | 0.35            | 1.41        | -           | 0.00                    | -           | 0.00                    | -         | -           | -           | -           |
| CHUBB SEGUROS PANAMA, S.A.                    | 0.13        | 0.04        | -               | -           | -           | 0.04                    | -           | 0.04                    | -         | -           | -           | -           |
| COMPAÑÍA INTERNACIONAL DE SEGUROS, S.A        | 0.49        | 0.52        | 0.25            | 0.13        | 0.26        | 0.27                    | 0.17        | 0.28                    | -         | 0.80        | 0.78        | 0.87        |
| GENERAL DE SEGUROS, S.A.                      | 0.15        | 0.17        | -               | -           | -           | 0.01                    | 0.01        | -                       | -         | -           | -           | -           |
| MAPFRE PANAMÁ, S.A                            | 0.63        | 0.65        | 0.41            | 1.70        | 0.19        | 0.82                    | 0.48        | 1.10                    | -         | 0.77        | 0.67        | 0.84        |
| MERCANTIL PANAMÁ SEGUROS, S.A                 | 0.40        | 0.47        | 0.01            | 0.04        | -           | -                       | -           | -                       | -         | 1.03        | 1.03        | -           |
| MULTIBANK SEGUROS, S.A                        | 0.17        | 0.24        | -               | -           | -           | 0.02                    | 0.02        | -                       | -         | -           | -           | -           |
| NACIONAL DE SEGUROS DE PANAMÁ Y CENTROAMÉRICA | 0.34        | 0.30        | -               | -           | -           | 0.01                    | 0.01        | -                       | -         | -           | -           | -           |
| ÓPTIMA COMPAÑÍA DE SEGUROS, S.A.              | 0.51        | 0.55        | -               | -           | -           | 0.79                    | 0.04        | 0.87                    | -         | -           | -           | -           |
| PAN AMERICAN LIFE INSURANCE DE PANAMÁ, S.A    | 0.55        | 0.55        | 0.34            | -           | 0.42        | 0.13                    | 0.09        | 0.20                    | -         | 0.69        | 0.50        | 0.76        |
| SAGICOR PANAMÁ, S.A                           | 0.43        | 0.43        | 0.02            | -           | 0.03        | 0.09                    | -           | 0.09                    | -         | 0.58        | 0.47        | 0.92        |
| SEGUROS FEDPA, S.A                            | 0.48        | 0.29        | -               | -           | -           | 0.22                    | 0.34        | -                       | -         | -           | -           | -           |
| SEGUROS SURAMERICANA, S.A                     | 0.43        | 0.32        | 0.42            | 0.28        | 0.45        | 0.07                    | 0.09        | 0.02                    | -         | -           | -           | -           |
| VIVIR COMPAÑÍA DE SEGUROS, SA.                | 0.96        | 0.96        | -               | -           | -           | -                       | -           | -                       | -         | 0.97        | 1.02        | 0.80        |
| WORLDWIDE MEDICAL ASSURANCE, LTD              | 0.76        | 0.76        | 0.15            | 0.21        | 0.12        | (5,900,771,043,018,010) | -           | (5,900,771,043,018,010) | -         | 0.85        | 0.85        | 0.84        |
| <b>SUB-TOTAL</b>                              | <b>0.49</b> | <b>0.48</b> | <b>0.30</b>     | <b>0.75</b> | <b>0.21</b> | <b>0.21</b>             | <b>0.14</b> | <b>0.27</b>             | <b>-</b>  | <b>0.75</b> | <b>0.70</b> | <b>0.80</b> |
| BUPA PANAMÁ, S.A.                             | 0.37        | 0.37        | -               | -           | -           | -                       | -           | -                       | -         | 0.37        | 0.40        | 0.28        |
| LA FLORESTA DE SEGUROS Y VIDA, S.A            | 12.34       | (15.34)     | -               | -           | -           | 0.80                    | -           | 0.79                    | -         | (1.05)      | (1.37)      | (0.68)      |
| LA REGIONAL DE SEGUROS, S.A                   | 0.67        | 0.06        | 0.00            | 0.02        | -           | 0.01                    | 0.04        | 0.01                    | -         | -           | -           | -           |
| <b>SUB-TOTAL</b>                              | <b>0.64</b> | <b>0.38</b> | <b>0.00</b>     | <b>0.01</b> | <b>-</b>    | <b>0.14</b>             | <b>0.04</b> | <b>0.14</b>             | <b>-</b>  | <b>0.45</b> | <b>0.47</b> | <b>0.41</b> |
| <b>TOTAL</b>                                  | <b>0.50</b> | <b>0.48</b> | <b>0.29</b>     | <b>0.74</b> | <b>0.21</b> | <b>0.20</b>             | <b>0.14</b> | <b>0.26</b>             | <b>-</b>  | <b>0.75</b> | <b>0.69</b> | <b>0.80</b> |



| RAMOS DE SEGUROS                              | Colectivos de Vida |
|---|--------------------|
|   | ACERTA SEGUROS     |
| ALIADO SEGUROS                                | 0.37               |
| ASEGURADORA ANCON, S.A                        | 0.62               |
| ASEGURADORA GLOBAL, S.A                       | 0.27               |
| ASSA COMPAÑÍA DE SEGUROS, S.A                 | 0.22               |
| BANESCO SEGUROS, S.A.                         | 0.09               |
| CHUBB SEGUROS PANAMA, S.A.                    | -                  |
| COMPAÑÍA INTERNACIONAL DE SEGUROS, S.A        | 0.42               |
| GENERAL DE SEGUROS, S.A.                      | 0.17               |
| MAPFRE PANAMÁ, S.A                            | 0.55               |
| MERCANTIL PANAMÁ SEGUROS, S.A                 | -                  |
| MULTIBANK SEGUROS, S.A                        | 0.27               |
| NACIONAL DE SEGUROS DE PANAMÁ Y CENTROAMÉRICA | 0.42               |
| ÓPTIMA COMPAÑÍA DE SEGUROS, S.A.              | 0.54               |
| PAN AMERICAN LIFE INSURANCE DE PANAMÁ, S.A    | 0.33               |
| SAGICOR PANAMÁ, S.A                           | -                  |
| SEGUROS FEDPA, S.A                            | 0.33               |
| SEGUROS SURAMERICANA, S.A                     | 0.31               |
| VIVIR COMPAÑÍA DE SEGUROS, SA.                | 0.53               |
| WORLDWIDE MEDICAL ASSURANCE, LTD              | 2.44               |
| <b>SUB-TOTAL</b>                              | <b>0.30</b>        |
| BUPA PANAMÁ, S.A.                             | -                  |
| LA FLORESTA DE SEGUROS Y VIDA, S.A            | 1.07               |
| LA REGIONAL DE SEGUROS, S.A                   | 0.56               |
| <b>SUB-TOTAL</b>                              | <b>0.59</b>        |
| <b>TOTAL</b>                                  | <b>0.30</b>        |



**SUPERINTENDENCIA DE SEGUROS Y REASEGUROS DE PANAMA**  
**SINIESTROS PAGADOS DE SEGURO DIRECTO RIESGO LOCAL POR PRIMA DEVENGADA**  
**AL 30 DE NOVIEMBRE DE 2019**

| RAMOS DE SEGUROS                              | RAMOS GENERALES |                           |             |             |             |                 |             |                   |                     |             |             |                        |
|---|-----------------|---------------------------|-------------|-------------|-------------|-----------------|-------------|-------------------|---------------------|-------------|-------------|------------------------|
|   | TOTAL GENERALES | Incendio y Líneas Aliadas | Residencial | Comercial   | Industrial  | Vida Industrial | Anualidades | Rentas Vitalicias | Pérdida de Ingresos | Multirisgo  | Residencial | Comercial e Industrial |
| ACERTA SEGUROS                                | 0.46            | 0.38                      | 0.24        | 0.42        | -           | -               | -           | -                 | -                   | 0.74        | 0.66        | 0.81                   |
| ALIADO SEGUROS                                | 0.28            | 0.52                      | 0.17        | 0.02        | 148.96      | -               | -           | -                 | -                   | 0.48        | 0.67        | 0.38                   |
| ASEGURADORA ANCON, S.A                        | 0.59            | 0.09                      | 0.03        | 0.15        | 0.05        | -               | -           | -                 | -                   | 0.18        | 0.17        | 0.18                   |
| ASEGURADORA GLOBAL, S.A                       | 0.73            | 0.10                      | 0.10        | -           | -           | -               | -           | -                 | -                   | -           | -           | -                      |
| ASSA COMPAÑÍA DE SEGUROS, S.A                 | 0.55            | 0.81                      | 0.14        | 1.17        | -           | -               | -           | -                 | -                   | 0.34        | 0.29        | 0.44                   |
| BANESCO SEGUROS, S.A.                         | 0.61            | 0.11                      | -           | 0.11        | -           | -               | -           | -                 | -                   | 0.13        | 0.07        | 0.14                   |
| CHUBB SEGUROS PANAMA, S.A.                    | 0.16            | 0.08                      | -           | 0.08        | -           | -               | -           | -                 | -                   | 0.00        | -           | 0.00                   |
| COMPAÑÍA INTERNACIONAL DE SEGUROS, S.A        | 0.45            | 0.07                      | 0.07        | -           | -           | -               | -           | -                 | -                   | 0.16        | 0.16        | -                      |
| GENERAL DE SEGUROS, S.A.                      | 0.14            | 0.03                      | 0.03        | -           | -           | -               | -           | -                 | -                   | 0.37        | 0.10        | 0.72                   |
| MAPFRE PANAMÁ, S.A                            | 0.61            | 0.79                      | -           | 0.79        | -           | -               | -           | -                 | -                   | -           | -           | -                      |
| MERCANTIL PANAMÁ SEGUROS, S.A                 | 0.38            | -                         | -           | -           | -           | -               | -           | -                 | -                   | 4.53        | 0.04        | 10.00                  |
| MULTIBANK SEGUROS, S.A                        | 0.12            | 0.02                      | 0.02        | 0.02        | -           | -               | -           | -                 | -                   | 0.14        | 0.30        | 0.02                   |
| NACIONAL DE SEGUROS DE PANAMÁ Y CENTROAMÉRICA | 0.35            | 0.43                      | 0.04        | 0.53        | -           | -               | -           | -                 | -                   | -           | -           | -                      |
| ÓPTIMA COMPAÑÍA DE SEGUROS, S.A.              | 0.49            | 0.13                      | 0.10        | 0.22        | 0.00        | -               | -           | -                 | -                   | 0.47        | 0.47        | 0.47                   |
| PAN AMERICAN LIFE INSURANCE DE PANAMÁ, S.A    | -               | -                         | -           | -           | -           | -               | -           | -                 | -                   | -           | -           | -                      |
| SAGICOR PANAMÁ, S.A                           | -               | -                         | -           | -           | -           | -               | -           | -                 | -                   | -           | -           | -                      |
| SEGUROS FEDPA, S.A                            | 0.52            | 0.29                      | 0.03        | -           | -           | -               | -           | -                 | -                   | -           | -           | -                      |
| SEGUROS SURAMERICANA, S.A                     | 0.50            | 0.38                      | 0.40        | 0.14        | -           | -               | -           | -                 | -                   | -           | -           | -                      |
| VIVIR COMPAÑÍA DE SEGUROS, SA.                | -               | -                         | -           | -           | -           | -               | -           | -                 | -                   | -           | -           | -                      |
| WORLDWIDE MEDICAL ASSURANCE, LTD              | -               | -                         | -           | -           | -           | -               | -           | -                 | -                   | -           | -           | -                      |
| <b>SUB-TOTAL</b>                              | <b>0.50</b>     | <b>0.50</b>               | <b>0.16</b> | <b>0.86</b> | <b>1.08</b> | -               | -           | -                 | -                   | <b>0.35</b> | <b>0.27</b> | <b>0.43</b>            |
| BUPA PANAMÁ, S.A.                             | -               | -                         | -           | -           | -           | -               | -           | -                 | -                   | -           | -           | -                      |
| LA FLORESTA DE SEGUROS Y VIDA, S.A            | 5.49            | (1.94)                    | 49.95       | -           | -           | -               | -           | -                 | -                   | -           | -           | -                      |
| LA REGIONAL DE SEGUROS, S.A                   | 0.76            | 0.16                      | 0.29        | -           | -           | -               | -           | -                 | -                   | 0.38        | 0.09        | 0.56                   |
| <b>SUB-TOTAL</b>                              | <b>0.82</b>     | <b>7.86</b>               | <b>2.94</b> | <b>-</b>    | <b>-</b>    | <b>-</b>        | <b>-</b>    | <b>-</b>          | <b>-</b>            | <b>0.38</b> | <b>0.09</b> | <b>0.56</b>            |
| <b>TOTAL</b>                                  | <b>0.51</b>     | <b>0.50</b>               | <b>0.17</b> | <b>0.86</b> | <b>1.07</b> | <b>-</b>        | <b>-</b>    | <b>-</b>          | <b>-</b>            | <b>0.35</b> | <b>0.27</b> | <b>0.44</b>            |



**SUPERINTENDENCIA DE SEGUROS Y REASEGUROS DE PANAMA**  
**SINIESTROS PAGADOS DE SEGURO DIRECTO RIESGO LOCAL POR PRIMA DEVENGADA**  
**AL 30 DE NOVIEMBRE DE 2019**

| RAMOS DE SEGUROS                              | RAMOS GENERALES     |               |             |             |               |             |               |             |                |             |                    |                      |                      |               |          |
|---|---------------------|---------------|-------------|-------------|---------------|-------------|---------------|-------------|----------------|-------------|--------------------|----------------------|----------------------|---------------|----------|
|   | Transporte de Carga | Terrestre     | Marítimo    | Aéreo       | Casco         | Marítimo    | Aéreo         | Automóvil   | Ramos Técnicos | TRC TRM     | Equipo Electrónico | Caldera y Maquinaria | Rotura de Maquinaria | Equipo Pesado | Vidrios  |
| ACERTA SEGUROS                                | 0.70                | 0.05          | (0.00)      | 1.36        | 0.39          | 0.72        | -             | 0.75        | 0.10           | 0.07        | 0.21               | -                    | 0.07                 | 0.56          | -        |
| ALIADO SEGUROS                                | 0.14                | 0.14          | -           | -           | 1.79          | 16.09       | -             | 0.68        | 0.17           | 0.19        | 0.08               | -                    | -                    | 0.00          | -        |
| ASEGURADORA ANCON, S.A                        | 0.30                | 0.31          | -           | -           | 0.18          | 0.16        | 0.19          | 0.76        | 0.05           | 0.01        | 0.06               | -                    | 0.97                 | 0.22          | -        |
| ASEGURADORA GLOBAL, S.A                       | -                   | -             | -           | -           | -             | -           | -             | 0.59        | -              | -           | -                  | -                    | -                    | -             | -        |
| ASSA COMPAÑÍA DE SEGUROS, S.A                 | 0.18                | 0.50          | 0.12        | -           | 0.23          | 0.59        | 0.07          | 0.67        | 0.28           | 0.25        | 0.42               | 0.01                 | (1.30)               | -             | -        |
| BANESCO SEGUROS, S.A.                         | 0.14                | 0.14          | -           | -           | 0.00          | 0.00        | -             | 0.62        | 0.34           | 0.10        | 0.42               | -                    | 0.02                 | 0.93          | -        |
| CHUBB SEGUROS PANAMA, S.A.                    | (0.40)              | -             | (0.40)      | -           | -             | -           | -             | -           | 0.62           | 0.62        | -                  | -                    | -                    | -             | -        |
| COMPAÑÍA INTERNACIONAL DE SEGUROS, S.A        | 0.36                | 0.36          | -           | -           | 0.91          | 1.71        | 0.06          | 0.90        | 0.14           | 0.11        | 0.17               | -                    | 0.18                 | 0.23          | -        |
| GENERAL DE SEGUROS, S.A.                      | -                   | -             | -           | -           | -             | -           | -             | 0.66        | 0.08           | -           | 0.16               | -                    | 0.08                 | -             | -        |
| MAPFRE PANAMÁ, S.A                            | 0.16                | 0.16          | -           | -           | 0.08          | 0.21        | -             | 0.77        | 0.14           | 0.01        | 0.70               | -                    | 1.93                 | 0.25          | -        |
| MERCANTIL PANAMÁ SEGUROS, S.A                 | -                   | -             | -           | -           | -             | -           | -             | 0.34        | -              | -           | -                  | -                    | -                    | -             | -        |
| MULTIBANK SEGUROS, S.A                        | -                   | -             | -           | -           | 0.02          | -           | 0.08          | 0.19        | 0.57           | 0.55        | 0.16               | -                    | -                    | 1.88          | -        |
| NACIONAL DE SEGUROS DE PANAMÁ Y CENTROAMÉRICA | 0.04                | -             | 0.05        | -           | -             | -           | -             | 3.93        | 0.01           | 0.00        | 1.39               | -                    | -                    | -             | -        |
| ÓPTIMA COMPAÑÍA DE SEGUROS, S.A.              | 0.29                | 0.18          | 0.38        | -           | 0.68          | 0.92        | 0.11          | 0.58        | 0.27           | (0.02)      | 0.29               | -                    | 0.00                 | 1.02          | -        |
| PAN AMERICAN LIFE INSURANCE DE PANAMÁ, S.A    | -                   | -             | -           | -           | -             | -           | -             | -           | -              | -           | -                  | -                    | -                    | -             | -        |
| SAGICOR PANAMÁ, S.A                           | -                   | -             | -           | -           | -             | -           | -             | -           | -              | -           | -                  | -                    | -                    | -             | -        |
| SEGUROS FEDPA, S.A                            | 0.26                | 0.26          | -           | -           | 0.81          | 0.81        | -             | 0.54        | 0.06           | -           | -                  | -                    | -                    | 0.09          | -        |
| SEGUROS SURAMERICANA, S.A                     | 0.24                | 0.24          | -           | -           | -             | -           | -             | 0.59        | 0.53           | 0.59        | 0.39               | -                    | -                    | 0.49          | -        |
| VIVIR COMPAÑÍA DE SEGUROS, SA.                | -                   | -             | -           | -           | -             | -           | -             | -           | -              | -           | -                  | -                    | -                    | -             | -        |
| WORLDWIDE MEDICAL ASSURANCE, LTD              | -                   | -             | -           | -           | -             | -           | -             | -           | -              | -           | -                  | -                    | -                    | -             | -        |
| <b>SUB-TOTAL</b>                              | <b>0.24</b>         | <b>0.27</b>   | <b>0.16</b> | <b>2.16</b> | <b>0.30</b>   | <b>0.61</b> | <b>0.05</b>   | <b>0.68</b> | <b>0.23</b>    | <b>0.18</b> | <b>0.37</b>        | <b>0.01</b>          | <b>0.41</b>          | <b>0.46</b>   | <b>-</b> |
| BUPA PANAMÁ, S.A.                             | -                   | -             | -           | -           | -             | -           | -             | -           | -              | -           | -                  | -                    | -                    | -             | -        |
| LA FLORESTA DE SEGUROS Y VIDA, S.A            | -                   | -             | -           | -           | -             | -           | -             | (0.71)      | -              | -           | -                  | -                    | -                    | -             | -        |
| LA REGIONAL DE SEGUROS, S.A                   | 0.06                | 0.08          | -           | -           | (0.17)        | 0.15        | (0.15)        | 0.82        | 0.02           | 0.03        | -                  | -                    | -                    | -             | -        |
| <b>SUB-TOTAL</b>                              | <b>(0.01)</b>       | <b>(0.01)</b> | <b>-</b>    | <b>-</b>    | <b>(0.17)</b> | <b>0.15</b> | <b>(0.15)</b> | <b>0.90</b> | <b>0.02</b>    | <b>0.02</b> | <b>-</b>           | <b>-</b>             | <b>-</b>             | <b>-</b>      | <b>-</b> |
| <b>TOTAL</b>                                  | <b>0.25</b>         | <b>0.28</b>   | <b>0.16</b> | <b>2.15</b> | <b>0.31</b>   | <b>0.61</b> | <b>0.06</b>   | <b>0.68</b> | <b>0.23</b>    | <b>0.18</b> | <b>0.37</b>        | <b>0.01</b>          | <b>0.41</b>          | <b>0.45</b>   | <b>-</b> |





**SUPERINTENDENCIA DE SEGUROS Y REASEGUROS DE PANAMA**  
**SINIESTROS PAGADOS DE SEGURO DIRECTO RIESGO LOCAL POR PRIMA DEVENGADA**  
**AL 30 DE NOVIEMBRE DE 2019**

| RAMOS DE SEGUROS                              | RAMOS GENERALES  |                       |             |                 |             |             |                      |             |                       |             |
|---|------------------|-----------------------|-------------|-----------------|-------------|-------------|----------------------|-------------|-----------------------|-------------|
|   | Riesgos Diversos | Responsabilidad Civil | Robo        | Fidelidad y DDD | BBB         | Otros       | Titulos de Propiedad | Fianzas     | Oferta y Cumplimiento | Otras       |
| ACERTA SEGUROS                                | 0.39             | 0.36                  | 0.02        | 0.74            | -           | 0.31        | -                    | 0.25        | 0.06                  | 0.68        |
| ALIADO SEGUROS                                | 0.06             | 0.10                  | 0.04        | 0.01            | -           | 0.03        | -                    | 0.10        | 0.09                  | 0.11        |
| ASEGURADORA ANCON, S.A                        | 0.11             | 0.07                  | 0.65        | -               | -           | 0.09        | -                    | 0.71        | 0.01                  | 0.97        |
| ASEGURADORA GLOBAL, S.A                       | 0.01             | -                     | -           | -               | -           | 0.01        | -                    | 3.68        | 4.14                  | -           |
| ASSA COMPAÑÍA DE SEGUROS, S.A                 | 0.22             | 0.21                  | 0.17        | 0.28            | 0.00        | 0.27        | -                    | 0.45        | 0.11                  | 0.83        |
| BANESCO SEGUROS, S.A.                         | 0.42             | 0.26                  | 0.09        | 1.45            | -           | 0.28        | -                    | 2.00        | -                     | 2.00        |
| CHUBB SEGUROS PANAMA, S.A.                    | 0.05             | 0.05                  | -           | -               | -           | -           | -                    | -           | -                     | -           |
| COMPAÑÍA INTERNACIONAL DE SEGUROS, S.A        | 0.30             | 0.17                  | 0.16        | 0.63            | -           | 0.48        | -                    | 0.21        | -                     | 0.22        |
| GENERAL DE SEGUROS, S.A.                      | 0.03             | 0.02                  | 0.14        | -               | -           | 0.03        | -                    | 0.00        | -                     | -           |
| MAPFRE PANAMÁ, S.A                            | 0.12             | 0.08                  | 0.54        | 1.10            | -           | 0.12        | -                    | 0.79        | 0.80                  | 0.18        |
| MERCANTIL PANAMÁ SEGUROS, S.A                 | 0.25             | -                     | -           | -               | -           | 0.26        | -                    | -           | -                     | -           |
| MULTIBANK SEGUROS, S.A                        | 0.05             | 0.02                  | -           | -               | -           | 0.07        | -                    | 0.01        | 0.01                  | -           |
| NACIONAL DE SEGUROS DE PANAMÁ Y CENTROAMÉRICA | 0.64             | 0.11                  | 0.20        | 0.82            | 4.62        | 0.02        | -                    | 0.31        | 0.31                  | -           |
| ÓPTIMA COMPAÑÍA DE SEGUROS, S.A.              | 0.16             | 0.15                  | 0.41        | 0.73            | -           | 0.16        | -                    | 1.15        | 0.62                  | 1.38        |
| PAN AMERICAN LIFE INSURANCE DE PANAMÁ, S.A    | -                | -                     | -           | -               | -           | -           | -                    | -           | -                     | -           |
| SAGICOR PANAMÁ, S.A                           | -                | -                     | -           | -               | -           | -           | -                    | -           | -                     | -           |
| SEGUROS FEDPA, S.A                            | 0.04             | 0.12                  | 0.14        | -               | -           | -           | -                    | -           | -                     | -           |
| SEGUROS SURAMERICANA, S.A                     | 0.12             | 0.26                  | 0.54        | -               | -           | 0.04        | -                    | 0.72        | -                     | 0.72        |
| VIVIR COMPAÑÍA DE SEGUROS, SA.                | -                | -                     | -           | -               | -           | -           | -                    | -           | -                     | -           |
| WORLDWIDE MEDICAL ASSURANCE, LTD              | -                | -                     | -           | -               | -           | -           | -                    | -           | -                     | -           |
| <b>SUB-TOTAL</b>                              | <b>0.18</b>      | <b>0.17</b>           | <b>0.22</b> | <b>0.32</b>     | <b>0.27</b> | <b>0.15</b> | -                    | <b>0.57</b> | <b>0.60</b>           | <b>0.52</b> |
| BUPA PANAMÁ, S.A.                             | -                | -                     | -           | -               | -           | -           | -                    | -           | -                     | -           |
| LA FLORESTA DE SEGUROS Y VIDA, S.A            | 0.24             | 0.00                  | -           | -               | -           | 3.00        | -                    | -           | -                     | -           |
| LA REGIONAL DE SEGUROS, S.A                   | 0.30             | 0.14                  | -           | -               | -           | 1.49        | -                    | 0.12        | 0.17                  | -           |
| <b>SUB-TOTAL</b>                              | <b>0.26</b>      | <b>0.04</b>           | -           | -               | -           | <b>2.34</b> | -                    | <b>0.06</b> | <b>0.17</b>           | -           |
| <b>TOTAL</b>                                  | <b>0.18</b>      | <b>0.17</b>           | <b>0.22</b> | <b>0.32</b>     | <b>0.27</b> | <b>0.15</b> | -                    | <b>0.56</b> | <b>0.60</b>           | <b>0.51</b> |