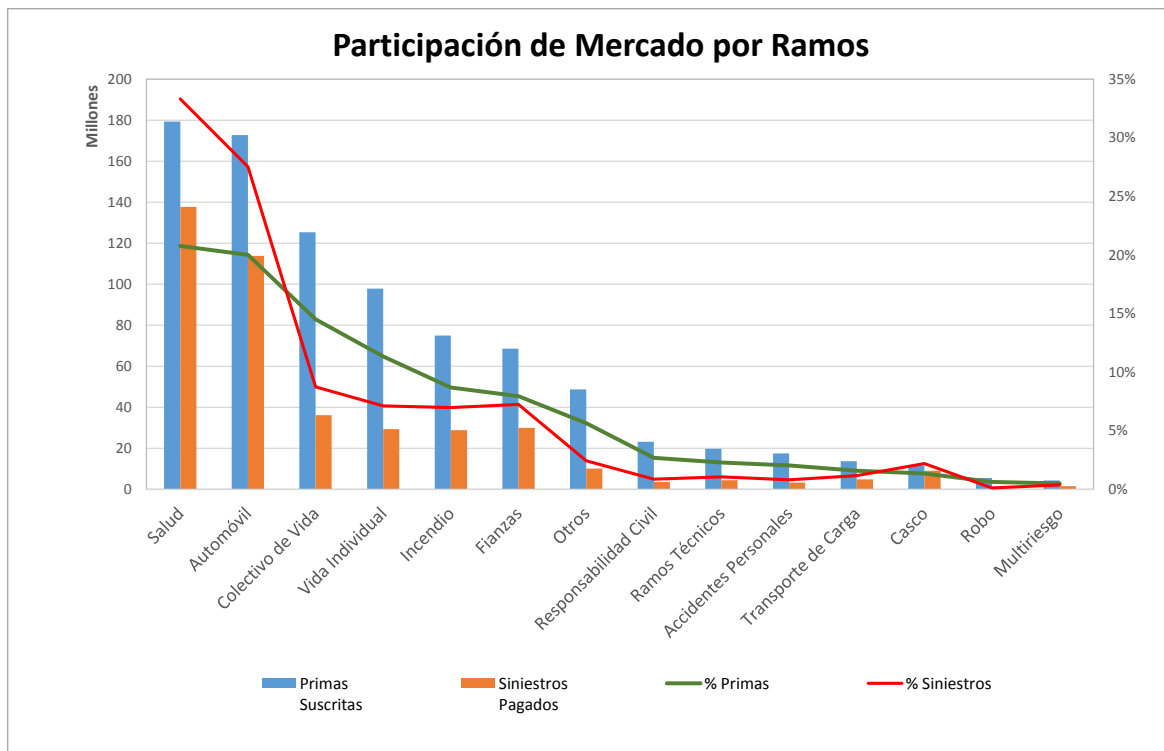


Superintendencia de Seguros y Reaseguros de Panamá Participación de Mercado por Productos



AL 30 DE JULIO DE 2018

#	Ramos de Seguros	Primas Suscritas	% Primas	#	Siniestros Pagados	% Siniestros	Sinestralidad Promedio
1	Salud	179,343,640.68	20.8%	1	137,764,339.17	33.3%	76.8%
2	Automóvil	172,775,773.61	20.0%	2	113,857,066.95	27.5%	65.9%
3	Colectivo de Vida	125,356,429.55	14.5%	3	36,179,108.67	8.7%	28.9%
4	Vida Individual	97,900,292.65	11.3%	5	29,420,038.47	7.1%	30.1%
5	Incendio	74,989,650.66	8.7%	6	28,824,026.57	7.0%	38.4%
6	Fianzas	68,648,635.56	7.9%	4	30,006,988.38	7.3%	43.7%
7	Otros	48,761,022.43	5.6%	7	10,107,662.29	2.4%	20.7%
8	Responsabilidad Civil	23,161,541.12	2.7%	11	3,583,661.76	0.9%	15.5%
9	Ramos Técnicos	19,749,654.14	2.3%	10	4,405,817.00	1.1%	22.3%
10	Accidentes Personales	17,558,208.92	2.0%	12	3,347,521.89	0.8%	19.1%
11	Transporte de Carga	13,738,936.29	1.6%	9	4,861,888.85	1.2%	35.4%
12	Casco	11,679,952.51	1.4%	8	9,112,318.42	2.2%	78.0%
13	Robo	5,540,415.41	0.6%	14	495,928.62	0.1%	9.0%
14	Multirisgo	4,383,373.29	0.5%	13	1,559,457.04	0.4%	35.6%
TOTAL		\$863,587,526.82	100%		\$413,525,824.08	100%	47.9%



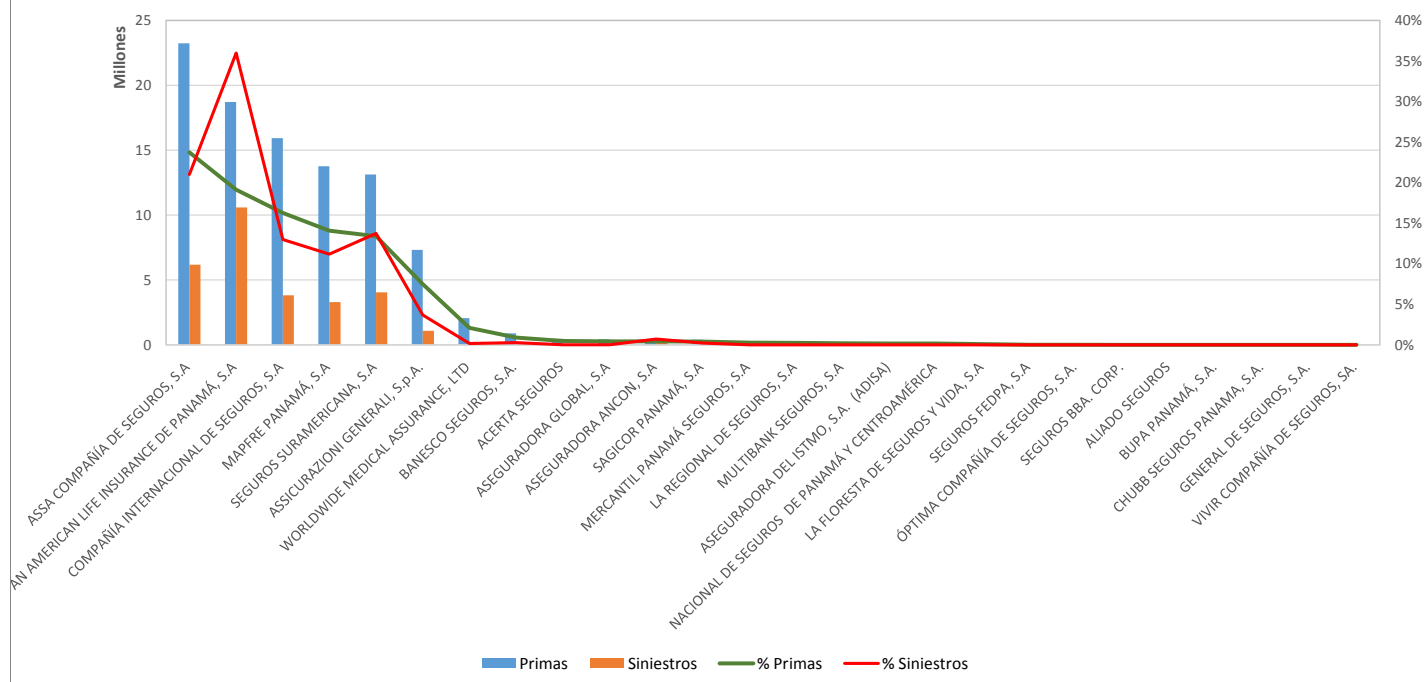
Superintendencia de Seguros y Reaseguros de Panamá Participación de Mercado por Productos



VIDA INDIVIDUAL AL 30 DE JULIO DE 2018

#	Compañía de Seguros	Primas	% Primas	#	Siniestros	% Siniestros	Sinestralidad Promedio
1	ASSA COMPAÑÍA DE SEGUROS, S.A	23,232,637.17	23.7%	2	6,178,097.96	21.0%	26.6%
2	PAN AMERICAN LIFE INSURANCE DE PANAMÁ, S.A	18,716,574.01	19.1%	1	10,584,473.94	36.0%	56.6%
3	COMPAÑÍA INTERNACIONAL DE SEGUROS, S.A	15,929,216.29	16.3%	4	3,822,496.75	13.0%	24.0%
4	MAPFRE PANAMÁ, S.A	13,769,568.01	14.1%	5	3,291,097.65	11.2%	23.9%
5	SEGUROS SURAMERICANA, S.A	13,122,971.21	13.4%	3	4,045,430.33	13.8%	30.8%
6	ASSICURAZIONI GENERALI, S.p.A.	7,321,606.41	7.5%	6	1,086,543.07	3.7%	14.8%
7	WORLDWIDE MEDICAL ASSURANCE, LTD	2,061,675.06	2.1%	10	50,000.00	0.2%	2.4%
8	BANESCO SEGUROS, S.A.	882,720.02	0.9%	8	79,068.75	0.3%	9.0%
9	ACERTA SEGUROS	460,196.39	0.5%	12	124.66	0.0%	0.0%
10	ASEGURADORA GLOBAL, S.A	429,455.48	0.4%	11	4,200.00	0.0%	1.0%
11	ASEGURADORA ANCON, S.A	427,318.31	0.4%	7	210,750.00	0.7%	49.3%
12	SAGICOR PANAMÁ, S.A	391,572.90	0.4%	9	67,755.36	0.2%	17.3%
13	MERCANTIL PANAMÁ SEGUROS, S.A	257,420.88	0.3%	13	0.00	0.0%	0.0%
14	LA REGIONAL DE SEGUROS, S.A	243,144.89	0.2%	14	0.00	0.0%	0.0%
15	MULTIBANK SEGUROS, S.A	185,199.65	0.2%	15	0.00	0.0%	0.0%
16	ASEGURADORA DEL ISTMO, S.A. (ADISA)	172,531.13	0.2%	16	0.00	0.0%	0.0%
17	NACIONAL DE SEGUROS DE PANAMÁ Y CENTROAMÉRICA	165,638.98	0.2%	17	0.00	0.0%	0.0%
18	LA FLORESTA DE SEGUROS Y VIDA, S.A	91,442.90	0.1%	18	0.00	0.0%	0.0%
19	SEGUROS FEDPA, S.A	22,519.81	0.0%	19	0.00	0.0%	0.0%
20	ÓPTIMA COMPAÑÍA DE SEGUROS, S.A.	16,883.15	0.0%	20	0.00	0.0%	0.0%
21	SEGUROS BBA. CORP.	0.00	0.0%	21	0.00	0.0%	0.0%
22	ALIADO SEGUROS	0.00	0.0%	22	0.00	0.0%	0.0%
23	BUPA PANAMÁ, S.A.	0.00	0.0%	23	0.00	0.0%	0.0%
24	CHUBB SEGUROS PANAMA, S.A.	0.00	0.0%	24	0.00	0.0%	0.0%
25	GENERAL DE SEGUROS, S.A.	0.00	0.0%	25	0.00	0.0%	0.0%
26	VIVIR COMPAÑÍA DE SEGUROS, SA.	0.00	0.0%	26	0.00	0.0%	0.0%
TOTAL		\$97,900,292.65	100%		\$29,420,038.47	100%	30.1%

Participación en Vida Individual



Superintendencia de Seguros y Reaseguros de Panamá Participación de Mercado por Productos

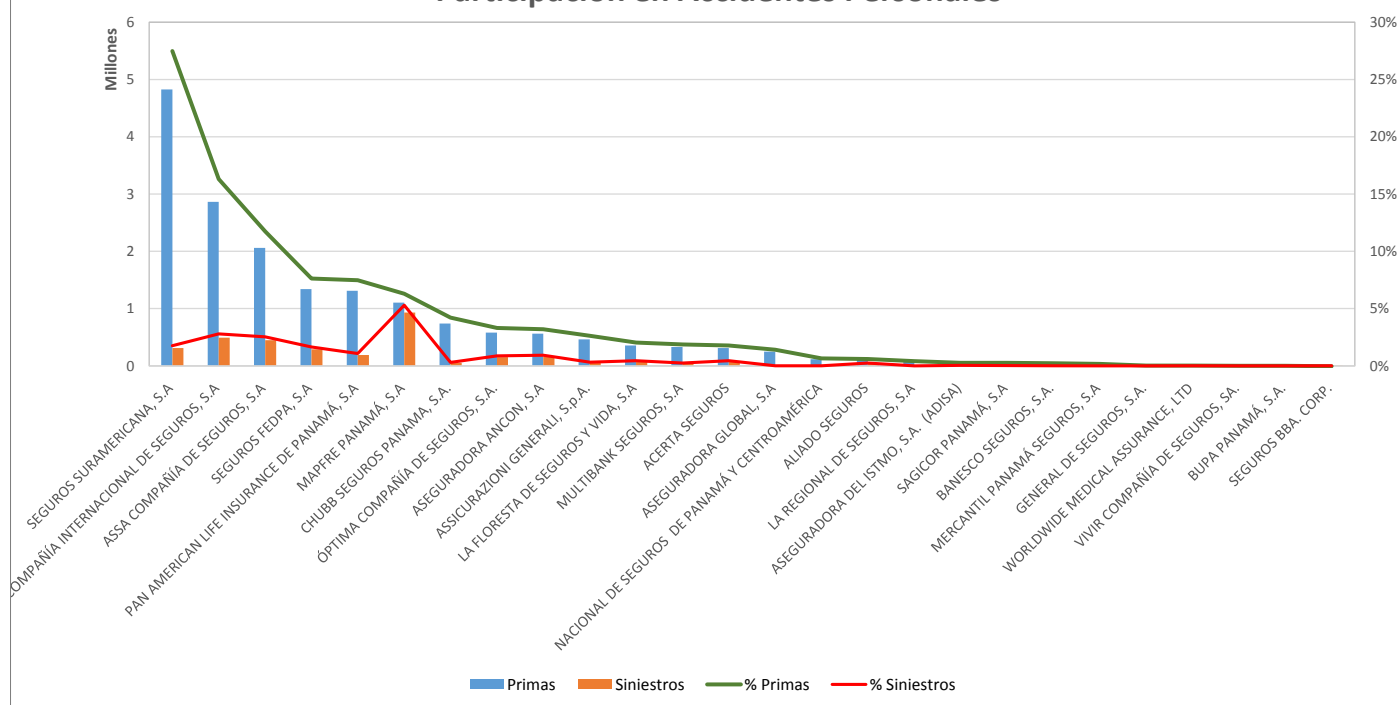


ACCIDENTES PERSONALES

AL 30 DE JULIO DE 2018

#	Compañía de Seguros	Primas	% Primas	#	Siniestros	% Siniestros	Sinestralidad Promedio
1	SEGUROS SURAMERICANA, S.A	4,825,985.37	27.5%	4	309,729.41	1.8%	6.4%
2	COMPAÑÍA INTERNACIONAL DE SEGUROS, S.A	2,863,288.39	16.3%	2	490,599.42	2.8%	17.1%
3	ASSA COMPAÑÍA DE SEGUROS, S.A	2,059,934.14	11.7%	3	446,455.77	2.5%	21.7%
4	SEGUROS FEDPA, S.A	1,340,073.60	7.6%	5	291,056.09	1.7%	21.7%
5	PAN AMERICAN LIFE INSURANCE DE PANAMÁ, S.A	1,312,847.52	7.5%	6	189,253.62	1.1%	14.4%
6	MAPFRE PANAMÁ, S.A	1,104,480.24	6.3%	1	930,522.13	5.3%	84.2%
7	CHUBB SEGUROS PANAMA, S.A.	739,633.30	4.2%	12	52,431.13	0.3%	7.1%
8	ÓPTIMA COMPAÑÍA DE SEGUROS, S.A.	580,914.64	3.3%	8	153,883.45	0.9%	26.5%
9	ASEGURADORA ANCON, S.A	562,727.46	3.2%	7	163,342.97	0.9%	29.0%
10	ASSICURAZIONI GENERALI, S.p.A.	462,639.74	2.6%	11	55,118.68	0.3%	11.9%
11	LA FLORESTA DE SEGUROS Y VIDA, S.A	356,587.10	2.0%	10	78,607.40	0.4%	22.0%
12	MULTIBANK SEGUROS, S.A	329,889.35	1.9%	13	43,688.05	0.2%	13.2%
13	ACERTA SEGUROS	311,988.56	1.8%	9	80,628.50	0.5%	25.8%
14	ASEGURADORA GLOBAL, S.A	247,225.67	1.4%	17	2,000.00	0.0%	0.8%
15	NACIONAL DE SEGUROS DE PANAMÁ Y CENTROAMÉRICA	114,592.54	0.7%	19	423.39	0.0%	0.4%
16	ALIADO SEGUROS	106,538.13	0.6%	14	43,026.23	0.2%	40.4%
17	LA REGIONAL DE SEGUROS, S.A	72,631.09	0.4%	22	0.00	0.0%	0.0%
18	ASEGURADORA DEL ISTMO, S.A. (ADISA)	47,021.29	0.3%	15	9,050.12	0.1%	19.2%
19	SAGICOR PANAMÁ, S.A	46,725.93	0.3%	16	5,554.13	0.0%	11.9%
20	BANESCO SEGUROS, S.A.	41,335.95	0.2%	21	153.00	0.0%	0.4%
21	MERCANTIL PANAMÁ SEGUROS, S.A	29,236.18	0.2%	23	0.00	0.0%	0.0%
22	GENERAL DE SEGUROS, S.A.	4,151.63	0.0%	24	0.00	0.0%	0.0%
23	WORLDWIDE MEDICAL ASSURANCE, LTD	3,113.58	0.0%	18	1,838.40	0.0%	59.0%
24	VIVIR COMPAÑÍA DE SEGUROS, SA.	754.46	0.0%	25	0.00	0.0%	0.0%
25	BUPA PANAMÁ, S.A.	0.00	0.0%	26	0.00	0.0%	0.0%
26	SEGUROS BBA. CORP.	-6,106.94	0.0%	20	160.00	0.0%	-2.6%
TOTAL		\$17,558,208.92	100%		\$3,347,521.89	100%	19.1%

Participación en Accidentes Personales



Superintendencia de Seguros y Reaseguros de Panamá Participación de Mercado por Productos

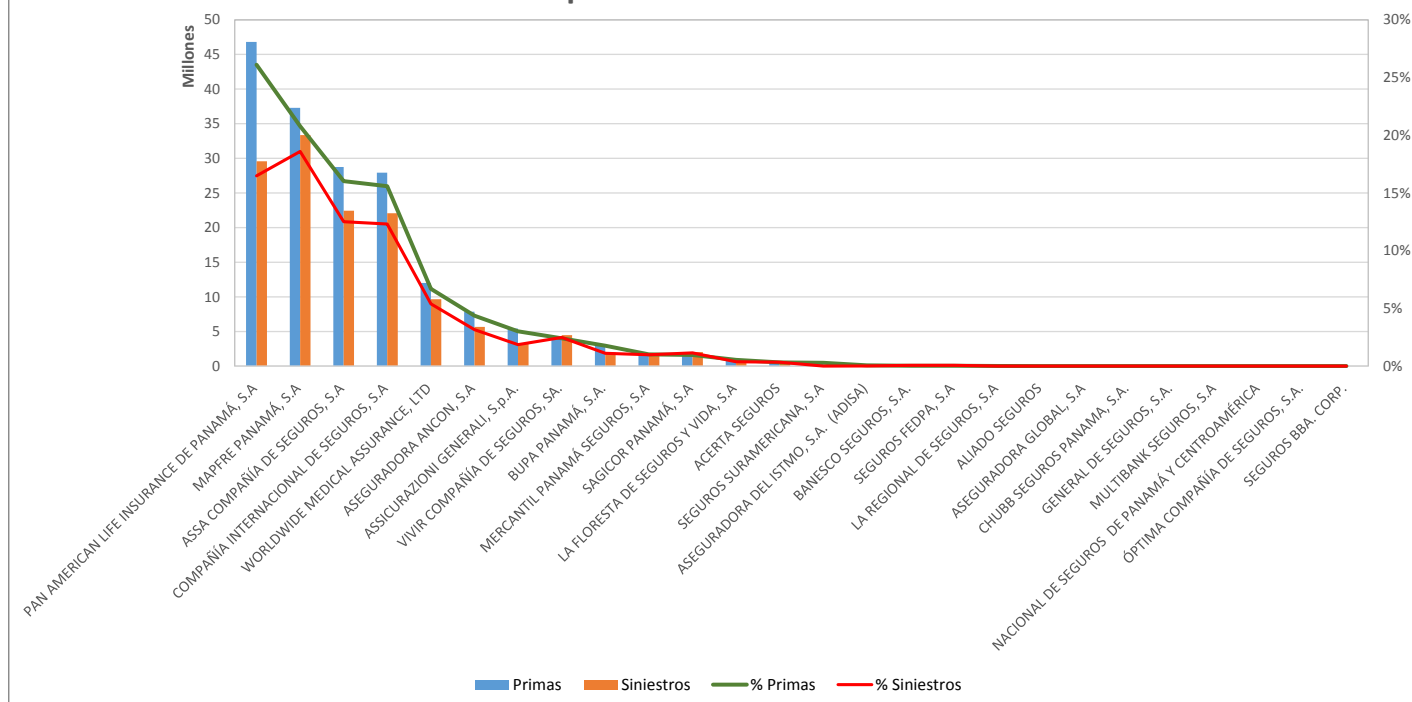


SALUD

AL 30 DE JULIO DE 2018

#	Compañía de Seguros	Primas	% Primas	#	Siniestros	% Siniestros	Sinestralidad Promedio
1	PAN AMERICAN LIFE INSURANCE DE PANAMÁ, S.A	46,827,008.38	26.1%	2	29,568,346.12	16.5%	63.1%
2	MAPFRE PANAMÁ, S.A	37,285,276.96	20.8%	1	33,353,635.56	18.6%	89.5%
3	ASSA COMPAÑÍA DE SEGUROS, S.A	28,740,708.79	16.0%	3	22,423,725.37	12.5%	78.0%
4	COMPAÑÍA INTERNACIONAL DE SEGUROS, S.A	27,939,291.58	15.6%	4	22,075,932.32	12.3%	79.0%
5	WORLDWIDE MEDICAL ASSURANCE, LTD	12,004,600.54	6.7%	5	9,651,361.09	5.4%	80.4%
6	ASEGURADORA ANCON, S.A	7,841,755.51	4.4%	6	5,655,246.10	3.2%	72.1%
7	ASSICURAZIONI GENERALI, S.p.A.	5,401,448.27	3.0%	8	3,322,508.17	1.9%	61.5%
8	VIVIR COMPAÑÍA DE SEGUROS, SA.	4,306,935.86	2.4%	7	4,459,265.47	2.5%	103.5%
9	BUPA PANAMÁ, S.A.	3,152,343.61	1.8%	10	1,971,171.29	1.1%	62.5%
10	MERCANTIL PANAMÁ SEGUROS, S.A	1,836,466.94	1.0%	11	1,743,172.15	1.0%	94.9%
11	SAGICOR PANAMÁ, S.A	1,712,558.74	1.0%	9	2,035,038.76	1.1%	118.8%
12	LA FLORESTA DE SEGUROS Y VIDA, S.A	982,040.20	0.5%	12	664,138.90	0.4%	67.6%
13	ACERTA SEGUROS	585,237.86	0.3%	13	618,218.61	0.3%	105.6%
14	SEGUROS SURAMERICANA, S.A	521,906.09	0.3%	17	0.00	0.0%	0.0%
15	ASEGURADORA DEL ISTMO, S.A. (ADISA)	126,959.18	0.1%	16	2,600.60	0.0%	2.0%
16	BANESCO SEGUROS, S.A.	43,930.63	0.0%	15	104,083.86	0.1%	236.9%
17	SEGUROS FEDPA, S.A	32,759.61	0.0%	14	115,894.80	0.1%	353.8%
18	LA REGIONAL DE SEGUROS, S.A	2,411.93	0.0%	18	0.00	0.0%	0.0%
19	ALIADO SEGUROS	0.00	0.0%	19	0.00	0.0%	0.0%
20	ASEGURADORA GLOBAL, S.A	0.00	0.0%	20	0.00	0.0%	0.0%
21	CHUBB SEGUROS PANAMA, S.A.	0.00	0.0%	21	0.00	0.0%	0.0%
22	GENERAL DE SEGUROS, S.A.	0.00	0.0%	22	0.00	0.0%	0.0%
23	MULTIBANK SEGUROS, S.A	0.00	0.0%	23	0.00	0.0%	0.0%
24	NACIONAL DE SEGUROS DE PANAMÁ Y CENTROAMÉRICA	0.00	0.0%	24	0.00	0.0%	0.0%
25	ÓPTIMA COMPAÑÍA DE SEGUROS, S.A.	0.00	0.0%	25	0.00	0.0%	0.0%
26	SEGUROS BBA. CORP.	0.00	0.0%	26	0.00	0.0%	0.0%
TOTAL		\$179,343,640.68	100%		\$137,764,339.17	100%	76.8%

Participación en Ramo de Salud



Superintendencia de Seguros y Reaseguros de Panamá Participación de Mercado por Productos

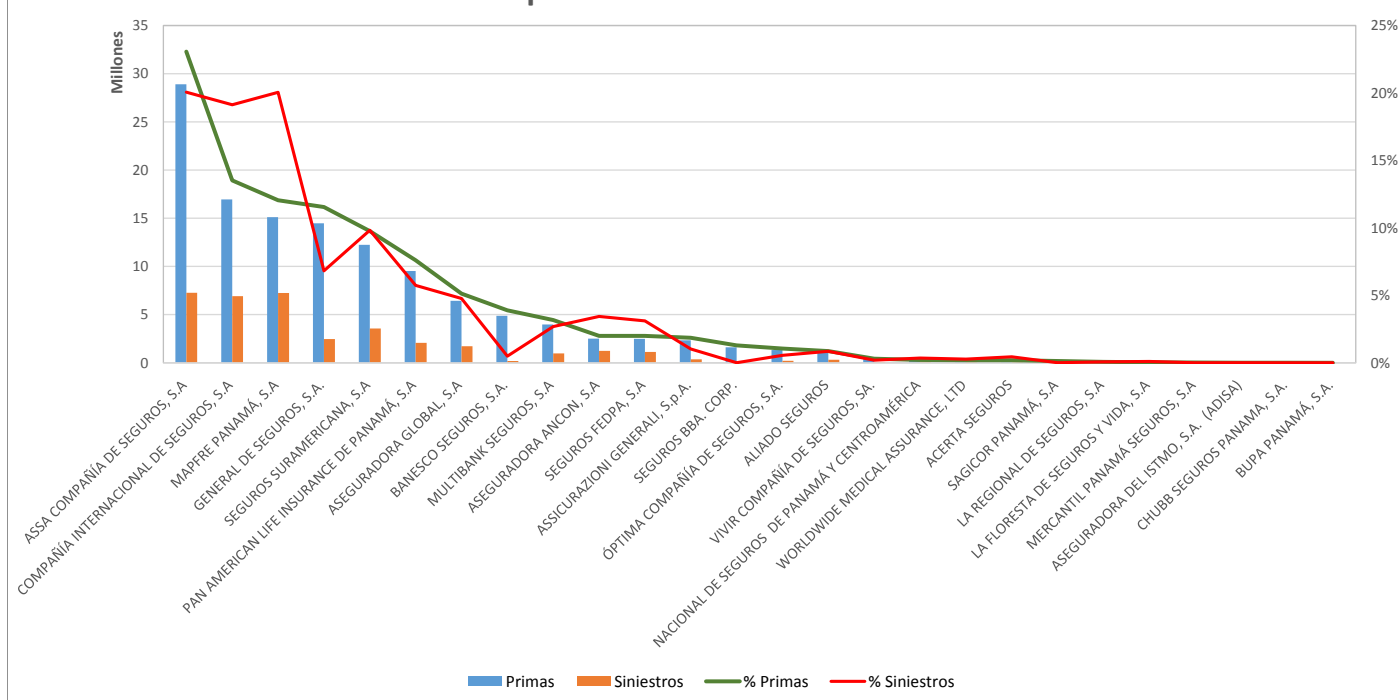


COLECTIVO DE VIDA

AL 30 DE JULIO DE 2018

#	Compañía de Seguros	Primas	% Primas	#	Siniestros	% Siniestros	Sinestralidad Promedio
1	ASSA COMPAÑÍA DE SEGUROS, S.A	28,912,686.93	23.1%	1	7,257,355.24	20.1%	25.1%
2	COMPAÑÍA INTERNACIONAL DE SEGUROS, S.A	16,956,822.28	13.5%	3	6,920,505.18	19.1%	40.8%
3	MAPFRE PANAMÁ, S.A	15,105,499.90	12.1%	2	7,251,026.02	20.0%	48.0%
4	GENERAL DE SEGUROS, S.A.	14,467,891.79	11.5%	5	2,465,919.17	6.8%	17.0%
5	SEGUROS SURAMERICANA, S.A	12,241,409.38	9.8%	4	3,553,292.66	9.8%	29.0%
6	PAN AMERICAN LIFE INSURANCE DE PANAMÁ, S.A	9,524,363.34	7.6%	6	2,078,112.14	5.7%	21.8%
7	ASEGURADORA GLOBAL, S.A	6,429,596.11	5.1%	7	1,722,188.05	4.8%	26.8%
8	BANESCO SEGUROS, S.A.	4,881,119.22	3.9%	14	177,768.33	0.5%	3.6%
9	MULTIBANK SEGUROS, S.A	3,976,358.72	3.2%	10	973,639.26	2.7%	24.5%
10	ASEGURADORA ANCON, S.A	2,511,254.71	2.0%	8	1,245,701.17	3.4%	49.6%
11	SEGUROS FEDPA, S.A	2,494,452.35	2.0%	9	1,124,510.87	3.1%	45.1%
12	ASSICURAZIONI GENERALI, S.p.A.	2,331,941.38	1.9%	11	370,566.31	1.0%	15.9%
13	SEGUROS BBA. CORP.	1,614,368.64	1.3%	23	900.00	0.0%	0.1%
14	ÓPTIMA COMPAÑÍA DE SEGUROS, S.A.	1,329,866.72	1.1%	13	199,029.38	0.6%	15.0%
15	ALIADO SEGUROS	1,096,291.00	0.9%	12	311,102.57	0.9%	28.4%
16	VIVIR COMPAÑÍA DE SEGUROS, SA.	380,513.86	0.3%	18	70,873.49	0.2%	18.6%
17	NACIONAL DE SEGUROS DE PANAMÁ Y CENTROAMÉRICA	261,507.63	0.2%	16	129,878.75	0.4%	49.7%
18	WORLDWIDE MEDICAL ASSURANCE, LTD	248,040.77	0.2%	17	99,279.59	0.3%	40.0%
19	ACERTA SEGUROS	245,743.42	0.2%	15	162,536.51	0.4%	66.1%
20	SAGICOR PANAMÁ, S.A	171,381.17	0.1%	21	2,138.00	0.0%	1.2%
21	LA REGIONAL DE SEGUROS, S.A	77,815.62	0.1%	20	24,298.87	0.1%	31.2%
22	LA FLORESTA DE SEGUROS Y VIDA, S.A	49,165.10	0.0%	19	37,100.00	0.1%	75.5%
23	MERCANTIL PANAMÁ SEGUROS, S.A	32,538.38	0.0%	24	0.00	0.0%	0.0%
24	ASEGURADORA DEL ISTMO, S.A. (ADISA)	11,916.57	0.0%	22	1,387.11	0.0%	11.6%
25	CHUBB SEGUROS PANAMA, S.A.	3,884.56	0.0%	25	0.00	0.0%	0.0%
26	BUPA PANAMÁ, S.A.	0.00	0.0%	26	0.00	0.0%	0.0%
TOTAL		\$125,356,429.55	100%		\$36,179,108.67	100%	28.9%

Participación en Colectivo de Vida



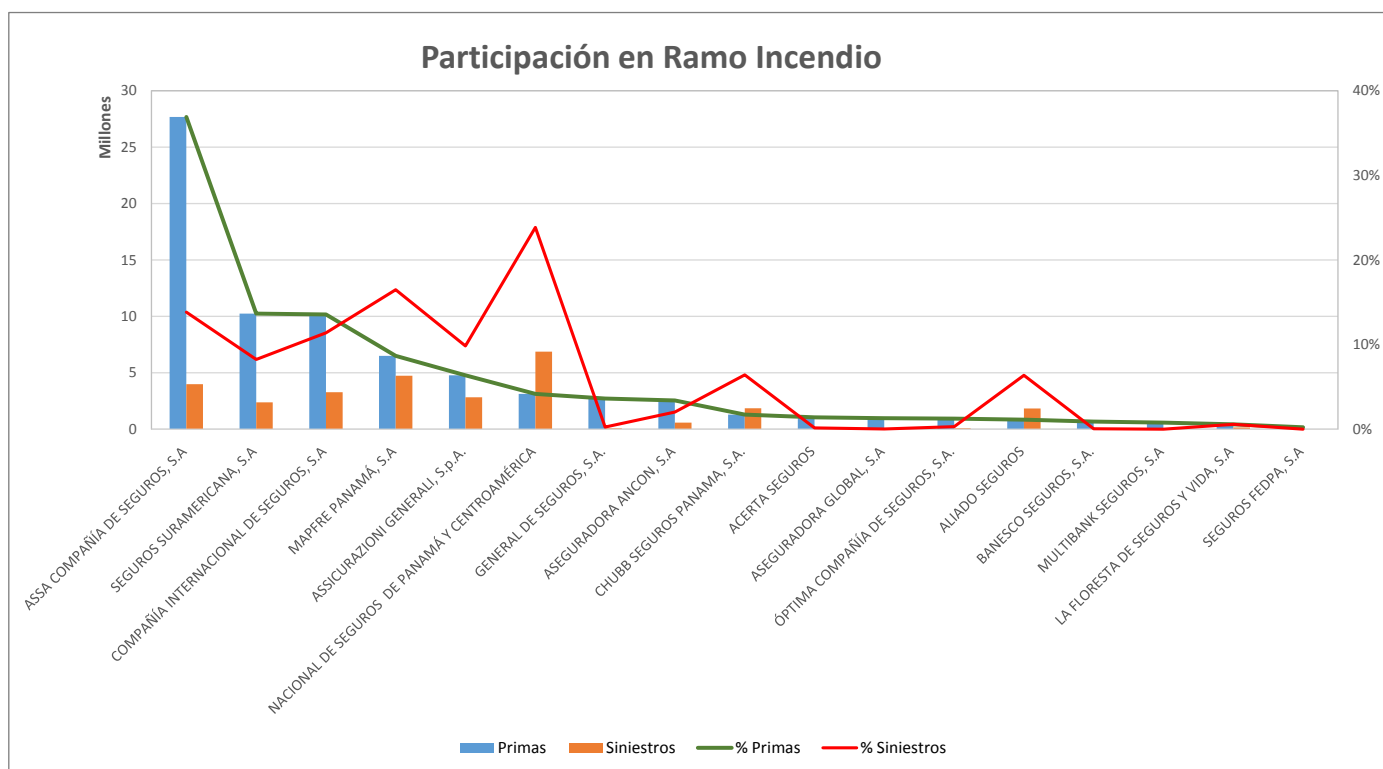
Superintendencia de Seguros y Reaseguros de Panamá Participación de Mercado por Productos



RAMO DE INCENDIO

AL 30 DE JULIO DE 2018

#	Compañía de Seguros	Primas	% Primas	#	Siniestros	% Siniestros	Sinestralidad Promedio
1	ASSA COMPAÑÍA DE SEGUROS, S.A	27,669,770.55	36.9%	3	3,992,129.62	13.9%	14.4%
2	SEGUROS SURAMERICANA, S.A	10,245,499.13	13.7%	6	2,379,172.58	8.3%	23.2%
3	COMPAÑÍA INTERNACIONAL DE SEGUROS, S.A	10,173,284.22	13.6%	4	3,283,722.38	11.4%	32.3%
4	MAPFRE PANAMÁ, S.A	6,508,313.19	8.7%	2	4,753,389.32	16.5%	73.0%
5	ASSICURAZIONI GENERALI, S.p.A.	4,786,703.09	6.4%	5	2,835,945.87	9.8%	59.2%
6	NACIONAL DE SEGUROS DE PANAMÁ Y CENTROAMÉRICA	3,126,895.50	4.2%	1	6,874,977.14	23.9%	219.9%
7	GENERAL DE SEGUROS, S.A.	2,726,770.06	3.6%	12	78,267.58	0.3%	2.9%
8	ASEGURADORA ANCON, S.A	2,555,995.94	3.4%	9	587,776.17	2.0%	23.0%
9	CHUBB SEGUROS PANAMA, S.A.	1,295,503.65	1.7%	7	1,853,581.62	6.4%	143.1%
10	ACERTA SEGUROS	1,062,221.41	1.4%	13	48,976.44	0.2%	4.6%
11	ASEGURADORA GLOBAL, S.A	982,826.54	1.3%	16	7,238.47	0.0%	0.7%
12	ÓPTIMA COMPAÑÍA DE SEGUROS, S.A.	938,815.76	1.3%	11	89,600.18	0.3%	9.5%
13	ALIADO SEGUROS	843,430.93	1.1%	8	1,834,176.06	6.4%	217.5%
14	BANESCO SEGUROS, S.A.	676,832.44	0.9%	14	18,585.51	0.1%	2.7%
15	MULTIBANK SEGUROS, S.A	595,830.59	0.8%	18	2,608.48	0.0%	0.4%
16	LA FLORESTA DE SEGUROS Y VIDA, S.A	437,825.80	0.6%	10	167,064.80	0.6%	38.2%
17	SEGUROS FEDPA, S.A	175,830.95	0.2%	17	6,073.21	0.0%	3.5%
18	LA REGIONAL DE SEGUROS, S.A	158,789.55	0.2%	15	10,700.85	0.0%	6.7%
19	ASEGURADORA DEL ISTMO, S.A. (ADISA)	27,130.79	0.0%	19	40.29	0.0%	0.1%
20	SEGUROS BBA. CORP.	1,380.57	0.0%	20	0.00	0.0%	0.0%
21	BUPA PANAMÁ, S.A.	0.00	0.0%	21	0.00	0.0%	0.0%
22	MERCANTIL PANAMÁ SEGUROS, S.A	0.00	0.0%	22	0.00	0.0%	0.0%
23	PAN AMERICAN LIFE INSURANCE DE PANAMÁ, S.A	0.00	0.0%	23	0.00	0.0%	0.0%
24	SAGICOR PANAMÁ, S.A	0.00	0.0%	24	0.00	0.0%	0.0%
25	VIVIR COMPAÑÍA DE SEGUROS, SA.	0.00	0.0%	25	0.00	0.0%	0.0%
26	WORLDWIDE MEDICAL ASSURANCE, LTD	0.00	0.0%	26	0.00	0.0%	0.0%
TOTAL		\$74,989,650.66	100%		\$28,824,026.57	100%	38.4%



Superintendencia de Seguros y Reaseguros de Panamá Participación de Mercado por Productos

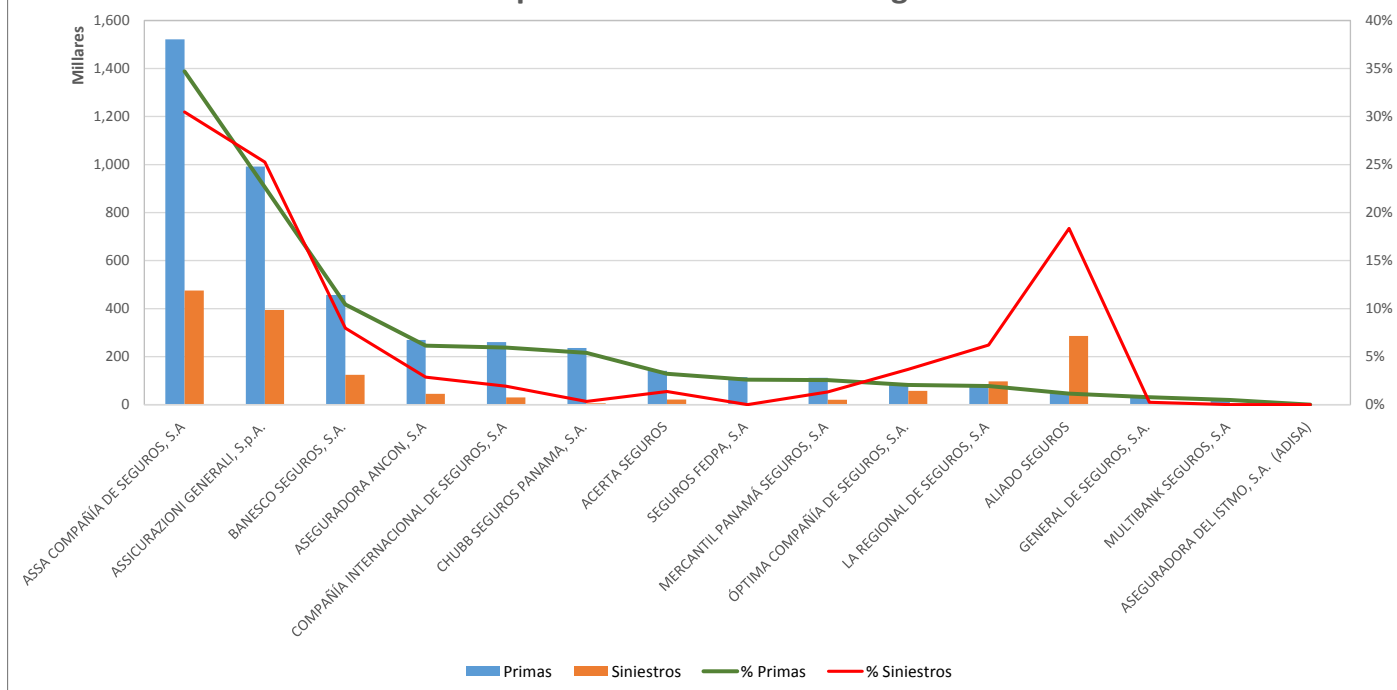


MULTIRIESGO

AL 30 DE JULIO DE 2018

#	Compañía de Seguros	Primas	% Primas	#	Siniestros	% Siniestros	Sinestralidad Promedio
1	ASSA COMPAÑÍA DE SEGUROS, S.A	1,521,410.95	34.7%	1	475,245.98	30.5%	31.2%
2	ASSICURAZIONI GENERALI, S.p.A.	992,007.55	22.6%	2	393,991.41	25.3%	39.7%
3	BANESCO SEGUROS, S.A.	457,107.09	10.4%	4	124,076.86	8.0%	27.1%
4	ASEGURADORA ANCON, S.A	269,233.81	6.1%	7	44,660.03	2.9%	16.6%
5	COMPAÑÍA INTERNACIONAL DE SEGUROS, S.A	260,626.65	5.9%	8	29,930.88	1.9%	11.5%
6	CHUBB SEGUROS PANAMA, S.A.	236,037.35	5.4%	11	5,266.77	0.3%	2.2%
7	ACERTA SEGUROS	140,983.51	3.2%	9	21,360.16	1.4%	15.2%
8	SEGUROS FEDPA, S.A	114,264.96	2.6%	14	0.00	0.0%	0.0%
9	MERCANTIL PANAMÁ SEGUROS, S.A	112,211.84	2.6%	10	20,549.46	1.3%	18.3%
10	ÓPTIMA COMPAÑÍA DE SEGUROS, S.A.	90,226.86	2.1%	6	57,395.92	3.7%	63.6%
11	LA REGIONAL DE SEGUROS, S.A	84,972.10	1.9%	5	96,867.24	6.2%	114.0%
12	ALIADO SEGUROS	49,934.21	1.1%	3	286,171.67	18.4%	573.1%
13	GENERAL DE SEGUROS, S.A.	33,462.70	0.8%	12	3,818.68	0.2%	11.4%
14	MULTIBANK SEGUROS, S.A	20,893.71	0.5%	13	121.98	0.0%	0.6%
15	ASEGURADORA DEL ISTMO, S.A. (ADISA)	0.00	0.0%	15	0.00	0.0%	0.0%
16	ASEGURADORA GLOBAL, S.A	0.00	0.0%	16	0.00	0.0%	0.0%
17	BUPA PANAMÁ, S.A.	0.00	0.0%	17	0.00	0.0%	0.0%
18	LA FLORESTA DE SEGUROS Y VIDA, S.A	0.00	0.0%	18	0.00	0.0%	0.0%
19	MAPFRE PANAMÁ, S.A	0.00	0.0%	19	0.00	0.0%	0.0%
20	NACIONAL DE SEGUROS DE PANAMÁ Y CENTROAMÉRICA	0.00	0.0%	20	0.00	0.0%	0.0%
21	PAN AMERICAN LIFE INSURANCE DE PANAMÁ, S.A	0.00	0.0%	21	0.00	0.0%	0.0%
22	SAGICOR PANAMÁ, S.A	0.00	0.0%	22	0.00	0.0%	0.0%
23	SEGUROS BBA. CORP.	0.00	0.0%	23	0.00	0.0%	0.0%
24	SEGUROS SURAMERICANA, S.A	0.00	0.0%	24	0.00	0.0%	0.0%
25	VIVIR COMPAÑÍA DE SEGUROS, SA.	0.00	0.0%	25	0.00	0.0%	0.0%
26	WORLDWIDE MEDICAL ASSURANCE, LTD	0.00	0.0%	26	0.00	0.0%	0.0%
TOTAL		\$4,383,373.29	100%		\$1,559,457.04	100%	35.6%

Participación en Ramo Multiriesgo



Superintendencia de Seguros y Reaseguros de Panamá Participación de Mercado por Productos

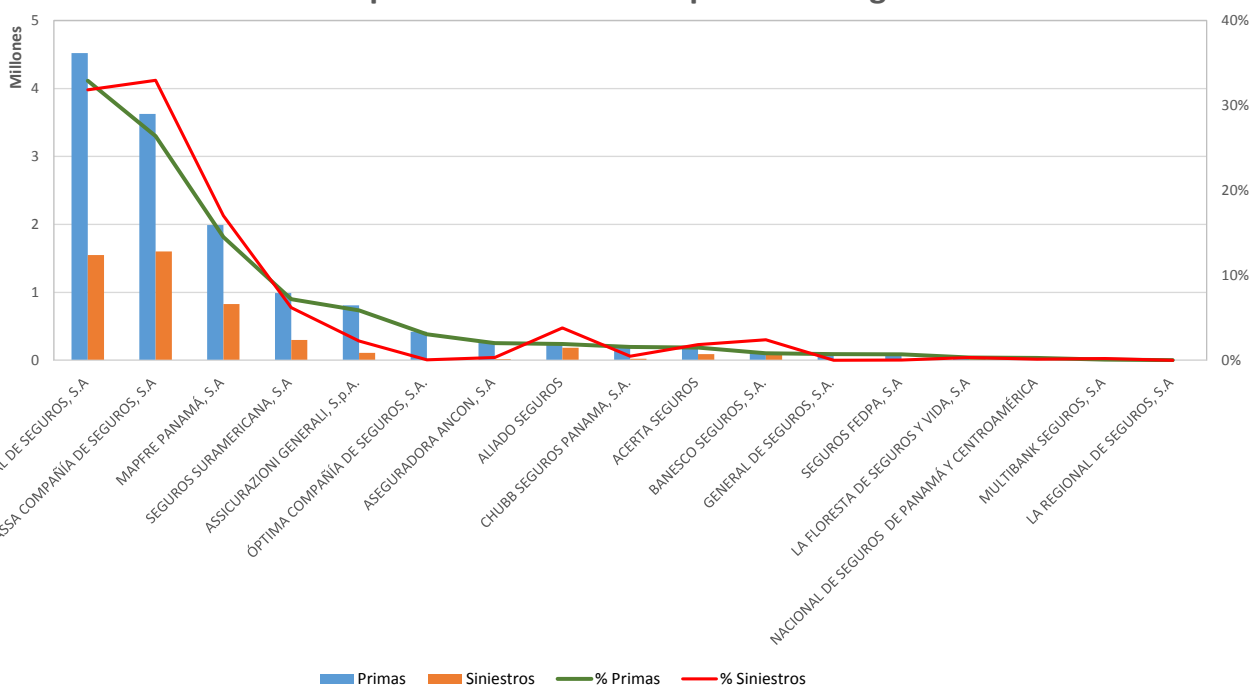


TRANSPORTE DE CARGA

AL 30 DE JULIO DE 2018

#	Compañía de Seguros	Primas	% Primas	#	Siniestros	% Siniestros	Sinistralidad Promedio
1	COMPAÑÍA INTERNACIONAL DE SEGUROS, S.A	4,521,450.83	32.9%	2	1,548,168.51	31.8%	34.2%
2	ASSA COMPAÑÍA DE SEGUROS, S.A	3,625,837.26	26.4%	1	1,602,463.80	33.0%	44.2%
3	MAPFRE PANAMÁ, S.A	1,992,118.96	14.5%	3	827,353.05	17.0%	41.5%
4	SEGUROS SURAMERICANA, S.A	989,457.80	7.2%	4	301,184.15	6.2%	30.4%
5	ASSICURAZIONI GENERALI, S.p.A.	808,752.01	5.9%	7	111,026.04	2.3%	13.7%
6	ÓPTIMA COMPAÑÍA DE SEGUROS, S.A.	422,058.12	3.1%	14	3,522.58	0.1%	0.8%
7	ASEGURADORA ANCON, S.A	277,625.32	2.0%	10	16,324.74	0.3%	5.9%
8	ALIADO SEGUROS	262,994.60	1.9%	5	185,653.54	3.8%	70.6%
9	CHUBB SEGUROS PANAMA, S.A.	217,777.73	1.6%	9	23,150.72	0.5%	10.6%
10	ACERTA SEGUROS	207,447.61	1.5%	8	90,344.50	1.9%	43.6%
11	BANESCO SEGUROS, S.A.	113,508.00	0.8%	6	117,493.70	2.4%	103.5%
12	GENERAL DE SEGUROS, S.A.	101,651.97	0.7%	16	680.93	0.0%	0.7%
13	SEGUROS FEDPA, S.A	95,511.80	0.7%	15	1,816.21	0.0%	1.9%
14	LA FLORESTA DE SEGUROS Y VIDA, S.A	47,551.50	0.3%	11	15,793.00	0.3%	33.2%
15	NACIONAL DE SEGUROS DE PANAMÁ Y CENTROAMÉRICA	40,502.43	0.3%	13	6,246.01	0.1%	15.4%
16	MULTIBANK SEGUROS, S.A	12,505.14	0.1%	12	10,667.37	0.2%	85.3%
17	LA REGIONAL DE SEGUROS, S.A	2,985.00	0.0%	17	0.00	0.0%	0.0%
18	ASEGURADORA DEL ISTMO, S.A. (ADISA)	1,808.51	0.0%	18	0.00	0.0%	0.0%
19	ASEGURADORA GLOBAL, S.A	0.00	0.0%	19	0.00	0.0%	0.0%
20	BUPA PANAMÁ, S.A.	0.00	0.0%	20	0.00	0.0%	0.0%
21	MERCANTIL PANAMÁ SEGUROS, S.A	0.00	0.0%	21	0.00	0.0%	0.0%
22	PAN AMERICAN LIFE INSURANCE DE PANAMÁ, S.A	0.00	0.0%	22	0.00	0.0%	0.0%
23	SAGICOR PANAMÁ, S.A	0.00	0.0%	23	0.00	0.0%	0.0%
24	VIVIR COMPAÑÍA DE SEGUROS, SA.	0.00	0.0%	24	0.00	0.0%	0.0%
25	WORLDWIDE MEDICAL ASSURANCE, LTD	0.00	0.0%	25	0.00	0.0%	0.0%
26	SEGUROS BBA. CORP.	-2,608.30	0.0%	26	0.00	0.0%	0.0%
TOTAL		\$13,738,936.29	100%		\$4,861,888.85	100%	35.4%

Participación en Ramo Transporte de Carga

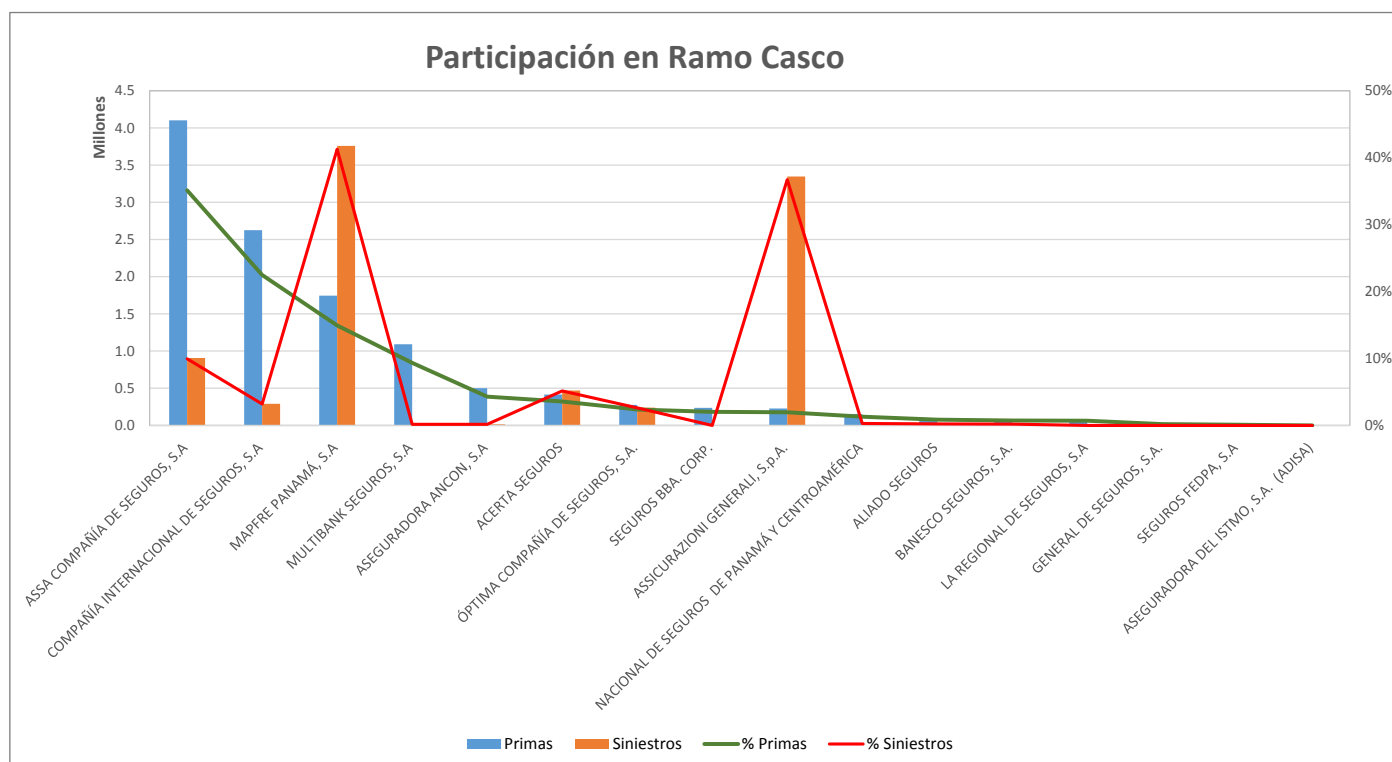


Superintendencia de Seguros y Reaseguros de Panamá Participación de Mercado por Productos



RAMO DE CASCO AL 30 DE JULIO DE 2018

#	Compañía de Seguros	Primas	% Primas	#	Siniestros	% Siniestros	Sinestralidad Promedio
1	ASSA COMPAÑÍA DE SEGUROS, S.A	4,101,809.51	35.1%	3	907,470.35	10.0%	22.1%
2	COMPAÑÍA INTERNACIONAL DE SEGUROS, S.A	2,624,194.72	22.5%	5	291,652.89	3.2%	11.1%
3	MAPFRE PANAMÁ, S.A	1,744,991.46	14.9%	1	3,759,678.78	41.3%	215.5%
4	MULTIBANK SEGUROS, S.A	1,091,474.71	9.3%	11	16,442.30	0.2%	1.5%
5	ASEGURADORA ANCON, S.A	501,393.97	4.3%	10	16,801.69	0.2%	3.4%
6	ACERTA SEGUROS	417,074.45	3.6%	4	469,769.87	5.2%	112.6%
7	ÓPTIMA COMPAÑÍA DE SEGUROS, S.A.	276,670.50	2.4%	6	238,577.52	2.6%	86.2%
8	SEGUROS BBA. CORP.	236,824.55	2.0%	12	0.00	0.0%	0.0%
9	ASSICURAZIONI GENERALI, S.p.A.	229,790.82	2.0%	2	3,346,045.58	36.7%	1456.1%
10	NACIONAL DE SEGUROS DE PANAMÁ Y CENTROAMÉRICA	153,367.56	1.3%	7	25,700.00	0.3%	16.8%
11	ALIADO SEGUROS	100,224.25	0.9%	8	20,902.55	0.2%	20.9%
12	BANESCO SEGUROS, S.A.	85,750.70	0.7%	9	19,276.89	0.2%	22.5%
13	LA REGIONAL DE SEGUROS, S.A	80,922.69	0.7%	13	0.00	0.0%	0.0%
14	GENERAL DE SEGUROS, S.A.	24,962.20	0.2%	14	0.00	0.0%	0.0%
15	SEGUROS FEDPA, S.A	10,773.00	0.1%	15	0.00	0.0%	0.0%
16	ASEGURADORA DEL ISTMO, S.A. (ADISA)	128.16	0.0%	16	0.00	0.0%	0.0%
17	ASEGURADORA GLOBAL, S.A	0.00	0.0%	17	0.00	0.0%	0.0%
18	BUPA PANAMÁ, S.A.	0.00	0.0%	18	0.00	0.0%	0.0%
19	CHUBB SEGUROS PANAMA, S.A.	0.00	0.0%	19	0.00	0.0%	0.0%
20	LA FLORESTA DE SEGUROS Y VIDA, S.A	0.00	0.0%	20	0.00	0.0%	0.0%
21	MERCANTIL PANAMÁ SEGUROS, S.A	0.00	0.0%	21	0.00	0.0%	0.0%
22	PAN AMERICAN LIFE INSURANCE DE PANAMÁ, S.A	0.00	0.0%	22	0.00	0.0%	0.0%
23	SAGICOR PANAMÁ, S.A	0.00	0.0%	23	0.00	0.0%	0.0%
24	VIVIR COMPAÑÍA DE SEGUROS, SA.	0.00	0.0%	24	0.00	0.0%	0.0%
25	WORLDWIDE MEDICAL ASSURANCE, LTD	0.00	0.0%	25	0.00	0.0%	0.0%
26	SEGUROS SURAMERICANA, S.A	-400.74	0.0%	26	0.00	0.0%	0.0%
TOTAL		\$11,679,952.51	100%		\$9,112,318.42	100%	78.0%



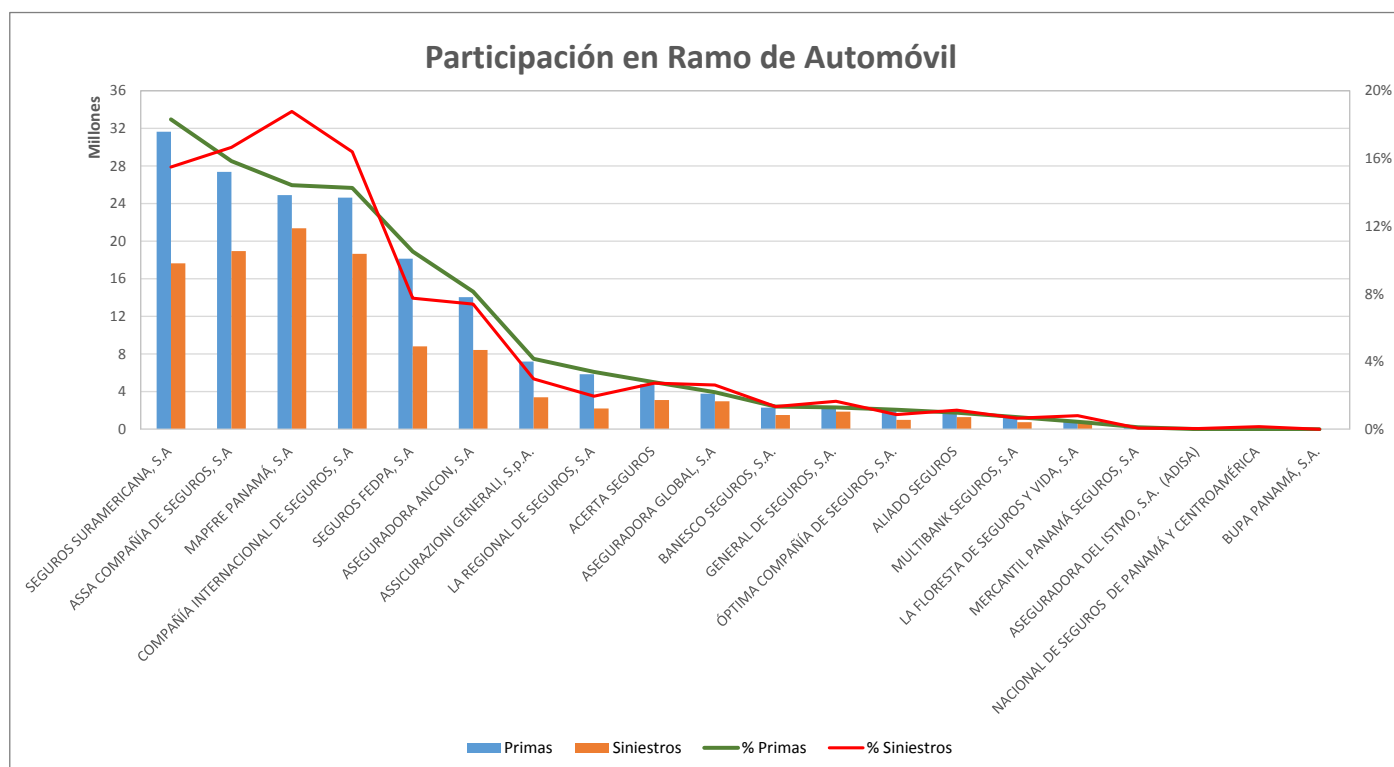
Superintendencia de Seguros y Reaseguros de Panamá Participación de Mercado por Productos



AUTOMÓVIL

AL 30 DE JULIO DE 2018

#	Compañía de Seguros	Primas	% Primas	#	Siniestros	% Siniestros	Sinestralidad Promedio
1	SEGUROS SURAMERICANA, S.A	31,630,041.10	18.3%	4	17,638,094.80	15.5%	55.8%
2	ASSA COMPAÑÍA DE SEGUROS, S.A	27,371,520.40	15.8%	2	18,955,426.95	16.6%	69.3%
3	MAPFRE PANAMÁ, S.A	24,909,151.08	14.4%	1	21,376,198.43	18.8%	85.8%
4	COMPAÑÍA INTERNACIONAL DE SEGUROS, S.A	24,626,702.56	14.3%	3	18,659,689.51	16.4%	75.8%
5	SEGUROS FEDPA, S.A	18,145,776.64	10.5%	5	8,815,023.51	7.7%	48.6%
6	ASEGURADORA ANCON, S.A	14,049,684.54	8.1%	6	8,423,847.88	7.4%	60.0%
7	ASSICURAZIONI GENERALI, S.p.A.	7,197,521.48	4.2%	7	3,394,854.57	3.0%	47.2%
8	LA REGIONAL DE SEGUROS, S.A	5,846,376.61	3.4%	10	2,219,142.63	1.9%	38.0%
9	ACERTA SEGUROS	4,788,045.58	2.8%	8	3,101,743.42	2.7%	64.8%
10	ASEGURADORA GLOBAL, S.A	3,787,726.53	2.2%	9	2,976,782.60	2.6%	78.6%
11	BANESCO SEGUROS, S.A.	2,311,426.10	1.3%	12	1,523,051.17	1.3%	65.9%
12	GENERAL DE SEGUROS, S.A.	2,220,592.81	1.3%	11	1,884,811.19	1.7%	84.9%
13	ÓPTIMA COMPAÑÍA DE SEGUROS, S.A.	1,996,791.96	1.2%	14	991,386.20	0.9%	49.6%
14	ALIADO SEGUROS	1,687,334.38	1.0%	13	1,290,463.09	1.1%	76.5%
15	MULTIBANK SEGUROS, S.A	1,234,620.10	0.7%	16	740,814.83	0.7%	60.0%
16	LA FLORESTA DE SEGUROS Y VIDA, S.A	766,649.50	0.4%	15	914,822.90	0.8%	119.3%
17	MERCANTIL PANAMÁ SEGUROS, S.A	197,811.65	0.1%	19	82,213.19	0.1%	41.6%
18	ASEGURADORA DEL ISTMO, S.A. (ADISA)	9,981.74	0.0%	20	45,038.58	0.0%	451.2%
19	NACIONAL DE SEGUROS DE PANAMÁ Y CENTROAMÉRICA	1,405.39	0.0%	18	173,476.17	0.2%	12343.6%
20	BUPA PANAMÁ, S.A.	0.00	0.0%	21	0.00	0.0%	0.0%
21	CHUBB SEGUROS PANAMA, S.A.	0.00	0.0%	22	0.00	0.0%	0.0%
22	PAN AMERICAN LIFE INSURANCE DE PANAMÁ, S.A	0.00	0.0%	23	0.00	0.0%	0.0%
23	SAGICOR PANAMÁ, S.A	0.00	0.0%	24	0.00	0.0%	0.0%
24	VIVIR COMPAÑÍA DE SEGUROS, SA.	0.00	0.0%	25	0.00	0.0%	0.0%
25	WORLDWIDE MEDICAL ASSURANCE, LTD	0.00	0.0%	26	0.00	0.0%	0.0%
26	SEGUROS BBA. CORP.	-3,386.54	0.0%	17	650,185.33	0.6%	-19199.1%
TOTAL		\$172,775,773.61	100%		\$113,857,066.95	100%	65.9%



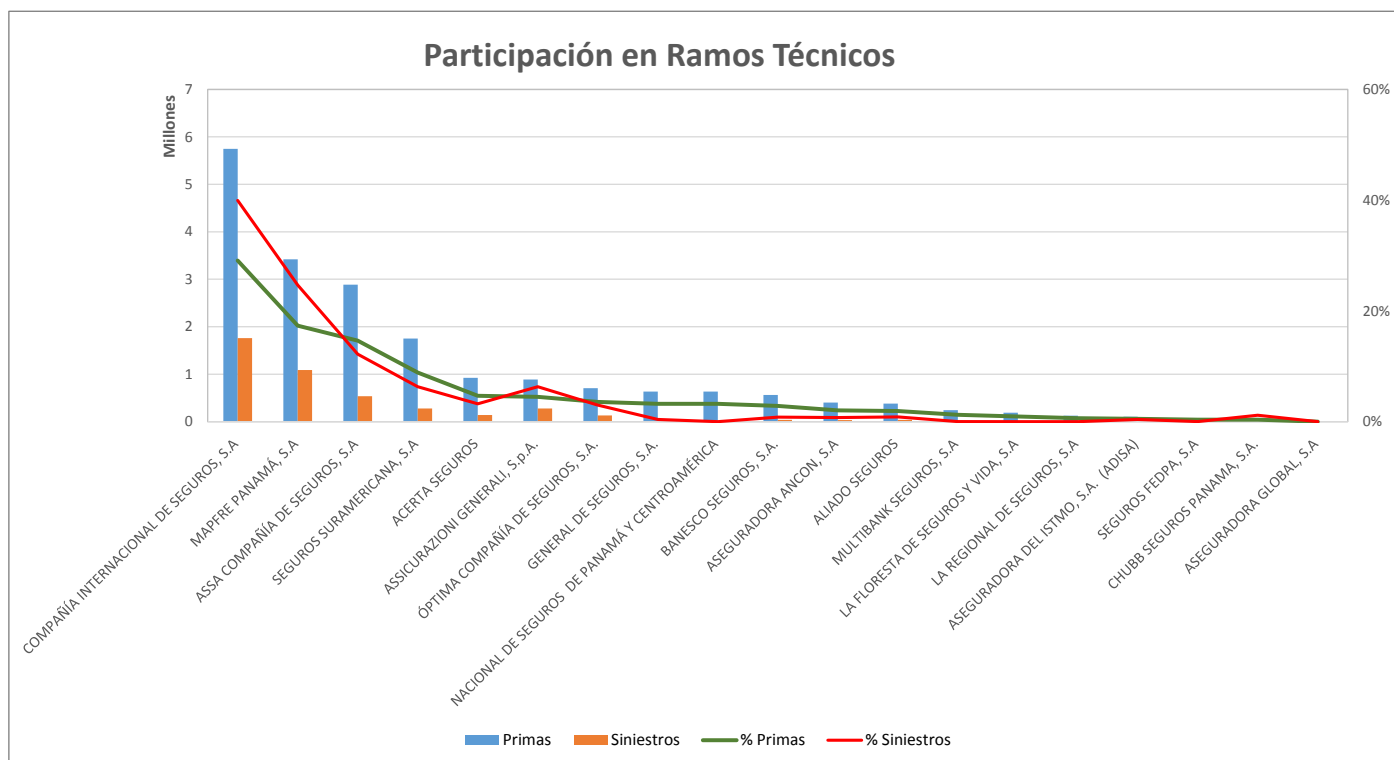
Superintendencia de Seguros y Reaseguros de Panamá Participación de Mercado por Productos



RAMOS TÉCNICOS

AL 30 DE JULIO DE 2018

#	Compañía de Seguros	Primas	% Primas	#	Siniestros	% Siniestros	Sinestralidad Promedio
1	COMPAÑÍA INTERNACIONAL DE SEGUROS, S.A	5,746,508.07	29.1%	1	1,760,243.76	40.0%	30.6%
2	MAPFRE PANAMÁ, S.A	3,422,550.51	17.3%	2	1,086,018.37	24.6%	31.7%
3	ASSA COMPAÑÍA DE SEGUROS, S.A	2,888,280.13	14.6%	3	536,792.62	12.2%	18.6%
4	SEGUROS SURAMERICANA, S.A	1,750,085.55	8.9%	5	277,228.24	6.3%	15.8%
5	ACERTA SEGUROS	924,649.97	4.7%	6	141,308.47	3.2%	15.3%
6	ASSICURAZIONI GENERALI, S.p.A.	886,359.48	4.5%	4	278,077.74	6.3%	31.4%
7	ÓPTIMA COMPAÑÍA DE SEGUROS, S.A.	707,213.00	3.6%	7	132,658.98	3.0%	18.8%
8	GENERAL DE SEGUROS, S.A.	635,898.35	3.2%	13	17,046.16	0.4%	2.7%
9	NACIONAL DE SEGUROS DE PANAMÁ Y CENTROAMÉRICA	632,908.71	3.2%	16	0.00	0.0%	0.0%
10	BANESCO SEGUROS, S.A.	562,529.93	2.8%	10	35,874.16	0.8%	6.4%
11	ASEGURADORA ANCON, S.A	404,119.81	2.0%	11	32,992.86	0.7%	8.2%
12	ALIADO SEGUROS	382,294.68	1.9%	9	38,129.27	0.9%	10.0%
13	MULTIBANK SEGUROS, S.A	242,201.78	1.2%	15	214.00	0.0%	0.1%
14	LA FLORESTA DE SEGUROS Y VIDA, S.A	187,199.66	0.9%	17	0.00	0.0%	0.0%
15	LA REGIONAL DE SEGUROS, S.A	126,463.07	0.6%	18	0.00	0.0%	0.0%
16	ASEGURADORA DEL ISTMO, S.A. (ADISA)	102,049.95	0.5%	12	18,180.37	0.4%	17.8%
17	SEGUROS FEDPA, S.A	74,642.03	0.4%	14	754.60	0.0%	1.0%
18	CHUBB SEGUROS PANAMA, S.A.	73,699.46	0.4%	8	50,297.40	1.1%	68.2%
19	ASEGURADORA GLOBAL, S.A	0.00	0.0%	19	0.00	0.0%	0.0%
20	BUPA PANAMÁ, S.A.	0.00	0.0%	20	0.00	0.0%	0.0%
21	MERCANTIL PANAMÁ SEGUROS, S.A	0.00	0.0%	21	0.00	0.0%	0.0%
22	PAN AMERICAN LIFE INSURANCE DE PANAMÁ, S.A	0.00	0.0%	22	0.00	0.0%	0.0%
23	SAGICOR PANAMÁ, S.A	0.00	0.0%	23	0.00	0.0%	0.0%
24	VIVIR COMPAÑÍA DE SEGUROS, SA.	0.00	0.0%	24	0.00	0.0%	0.0%
25	WORLDWIDE MEDICAL ASSURANCE, LTD	0.00	0.0%	25	0.00	0.0%	0.0%
26	SEGUROS BBA. CORP.	0.00	0.0%	26	0.00	0.0%	0.0%
TOTAL		\$19,749,654.14	100%		\$4,405,817.00	100%	22.3%



Superintendencia de Seguros y Reaseguros de Panamá Participación de Mercado por Productos



RESPONSABILIDAD CIVIL

AL 30 DE JULIO DE 2018

#	Compañía de Seguros	Primas	% Primas	#	Siniestros	% Siniestros	Sinestralidad Promedio
1	ASSA COMPAÑÍA DE SEGUROS, S.A	9,447,456.50	40.8%	2	1,021,108.95	28.5%	10.8%
2	COMPAÑÍA INTERNACIONAL DE SEGUROS, S.A	3,156,235.03	13.6%	3	649,797.20	18.1%	20.6%
3	MAPFRE PANAMÁ, S.A	2,609,923.09	11.3%	6	122,864.22	3.4%	4.7%
4	CHUBB SEGUROS PANAMA, S.A.	1,339,131.00	5.8%	12	28,743.53	0.8%	2.1%
5	SEGUROS SURAMERICANA, S.A	1,290,035.76	5.6%	1	1,068,702.69	29.8%	82.8%
6	ALIADO SEGUROS	763,123.56	3.3%	13	24,469.69	0.7%	3.2%
7	ÓPTIMA COMPAÑÍA DE SEGUROS, S.A.	743,101.37	3.2%	11	40,722.51	1.1%	5.5%
8	ACERTA SEGUROS	650,892.52	2.8%	5	133,952.88	3.7%	20.6%
9	ASSICURAZIONI GENERALI, S.p.A.	647,377.23	2.8%	4	235,535.39	6.6%	36.4%
10	LA FLORESTA DE SEGUROS Y VIDA, S.A	530,954.57	2.3%	14	12,222.30	0.3%	2.3%
11	BANESCO SEGUROS, S.A.	443,738.15	1.9%	7	84,483.99	2.4%	19.0%
12	NACIONAL DE SEGUROS DE PANAMÁ Y CENTROAMÉRICA	439,523.88	1.9%	10	50,218.72	1.4%	11.4%
13	ASEGURADORA ANCON, S.A	405,151.91	1.7%	8	54,929.53	1.5%	13.6%
14	GENERAL DE SEGUROS, S.A.	263,417.71	1.1%	9	52,118.46	1.5%	19.8%
15	MULTIBANK SEGUROS, S.A	121,820.66	0.5%	18	0.00	0.0%	0.0%
16	LA REGIONAL DE SEGUROS, S.A	105,712.95	0.5%	19	0.00	0.0%	0.0%
17	MERCANTIL PANAMÁ SEGUROS, S.A	75,898.64	0.3%	20	0.00	0.0%	0.0%
18	SEGUROS FEDPA, S.A	68,635.13	0.3%	17	138.80	0.0%	0.2%
19	ASEGURADORA DEL ISTMO, S.A. (ADISA)	60,577.44	0.3%	16	187.28	0.0%	0.3%
20	ASEGURADORA GLOBAL, S.A	0.00	0.0%	21	0.00	0.0%	0.0%
21	BUPA PANAMÁ, S.A.	0.00	0.0%	22	0.00	0.0%	0.0%
22	PAN AMERICAN LIFE INSURANCE DE PANAMÁ, S.A	0.00	0.0%	23	0.00	0.0%	0.0%
23	SAGICOR PANAMÁ, S.A	0.00	0.0%	24	0.00	0.0%	0.0%
24	VIVIR COMPAÑÍA DE SEGUROS, SA.	0.00	0.0%	25	0.00	0.0%	0.0%
25	WORLDWIDE MEDICAL ASSURANCE, LTD	0.00	0.0%	26	0.00	0.0%	0.0%
26	SEGUROS BBA. CORP.	-1,165.98	0.0%	15	3,465.62	0.1%	-297.2%
TOTAL		\$23,161,541.12	100%		\$3,583,661.76	100%	15.5%

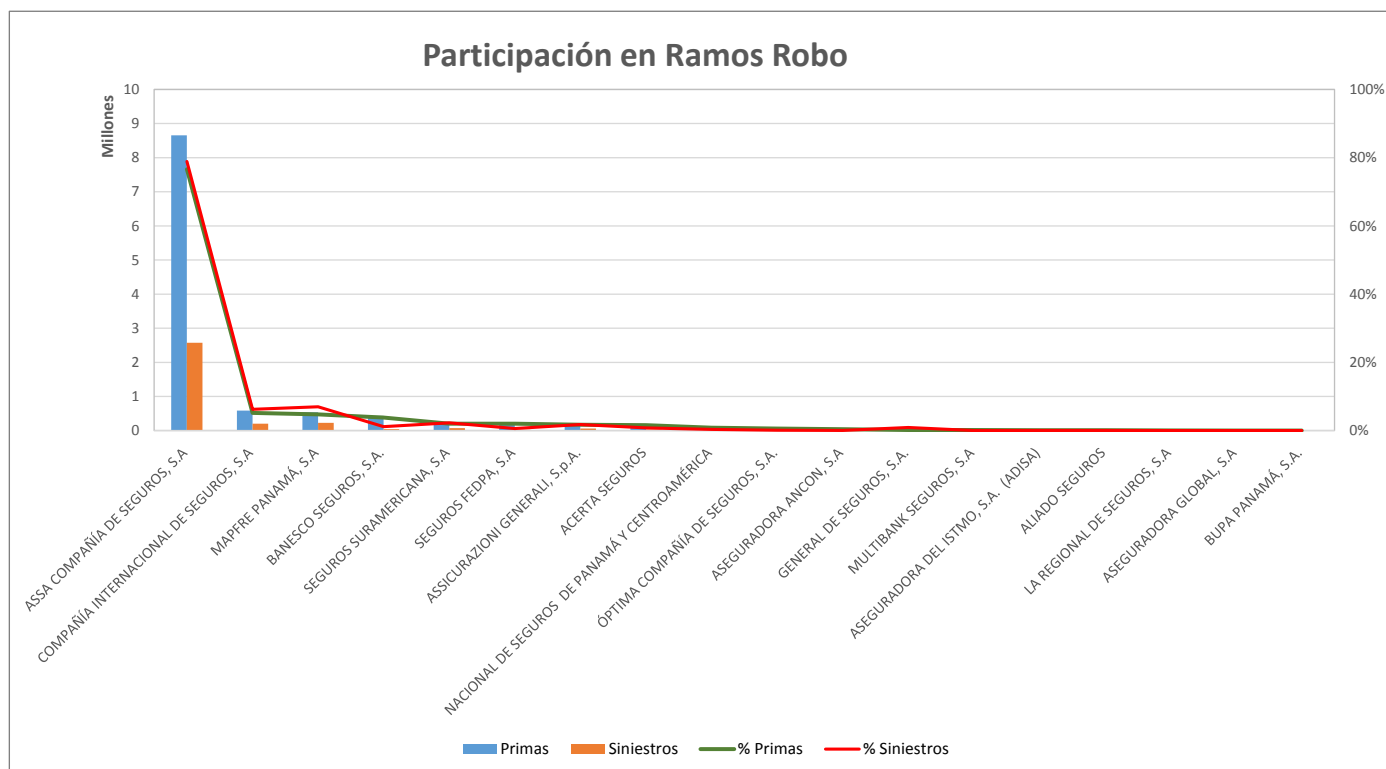


Superintendencia de Seguros y Reaseguros de Panamá Participación de Mercado por Productos



RAMO DE ROBO AL 30 DE JULIO DE 2018

#	Compañía de Seguros	Primas	% Primas	#	Siniestros	% Siniestros	Sinestralidad Promedio
1	ASSA COMPAÑÍA DE SEGUROS, S.A	8,657,168.34	76.6%	1	2,575,409.66	78.9%	29.7%
2	COMPAÑÍA INTERNACIONAL DE SEGUROS, S.A	586,648.44	5.2%	3	203,474.37	6.2%	34.7%
3	MAPFRE PANAMÁ, S.A	537,556.07	4.8%	2	227,644.18	7.0%	42.3%
4	BANESCO SEGUROS, S.A.	432,291.98	3.8%	6	37,090.65	1.1%	8.6%
5	SEGUROS SURAMERICANA, S.A	227,658.07	2.0%	4	73,273.62	2.2%	32.2%
6	SEGUROS FEDPA, S.A	225,059.64	2.0%	9	19,362.86	0.6%	8.6%
7	ASSICURAZIONI GENERALI, S.p.A.	195,388.44	1.7%	5	57,106.84	1.7%	29.2%
8	ACERTA SEGUROS	178,450.72	1.6%	8	25,816.64	0.8%	14.5%
9	NACIONAL DE SEGUROS DE PANAMÁ Y CENTROAMÉRICA	93,640.34	0.8%	10	11,224.69	0.3%	12.0%
10	ÓPTIMA COMPAÑÍA DE SEGUROS, S.A.	66,242.66	0.6%	11	3,595.55	0.1%	5.4%
11	ASEGURADORA ANCON, S.A	42,962.30	0.4%	12	1,583.02	0.0%	3.7%
12	GENERAL DE SEGUROS, S.A.	17,679.76	0.2%	7	28,760.16	0.9%	162.7%
13	MULTIBANK SEGUROS, S.A	16,087.84	0.1%	15	0.00	0.0%	0.0%
14	ASEGURADORA DEL ISTMO, S.A. (ADISA)	9,941.45	0.1%	14	97.45	0.0%	1.0%
15	ALIADO SEGUROS	9,336.96	0.1%	13	155.01	0.0%	1.7%
16	LA REGIONAL DE SEGUROS, S.A	5,765.20	0.1%	16	0.00	0.0%	0.0%
17	ASEGURADORA GLOBAL, S.A	0.00	0.0%	17	0.00	0.0%	0.0%
18	BUPA PANAMÁ, S.A.	0.00	0.0%	18	0.00	0.0%	0.0%
19	CHUBB SEGUROS PANAMA, S.A.	0.00	0.0%	19	0.00	0.0%	0.0%
20	LA FLORESTA DE SEGUROS Y VIDA, S.A	0.00	0.0%	20	0.00	0.0%	0.0%
21	MERCANTIL PANAMÁ SEGUROS, S.A	0.00	0.0%	21	0.00	0.0%	0.0%
22	PAN AMERICAN LIFE INSURANCE DE PANAMÁ, S.A	0.00	0.0%	22	0.00	0.0%	0.0%
23	SAGICOR PANAMÁ, S.A	0.00	0.0%	23	0.00	0.0%	0.0%
24	VIVIR COMPAÑÍA DE SEGUROS, SA.	0.00	0.0%	24	0.00	0.0%	0.0%
25	WORLDWIDE MEDICAL ASSURANCE, LTD	0.00	0.0%	25	0.00	0.0%	0.0%
26	SEGUROS BBA. CORP.	-286.13	0.0%	26	0.00	0.0%	0.0%
TOTAL		\$11,301,592.08	100%		\$3,264,594.70	100%	28.9%

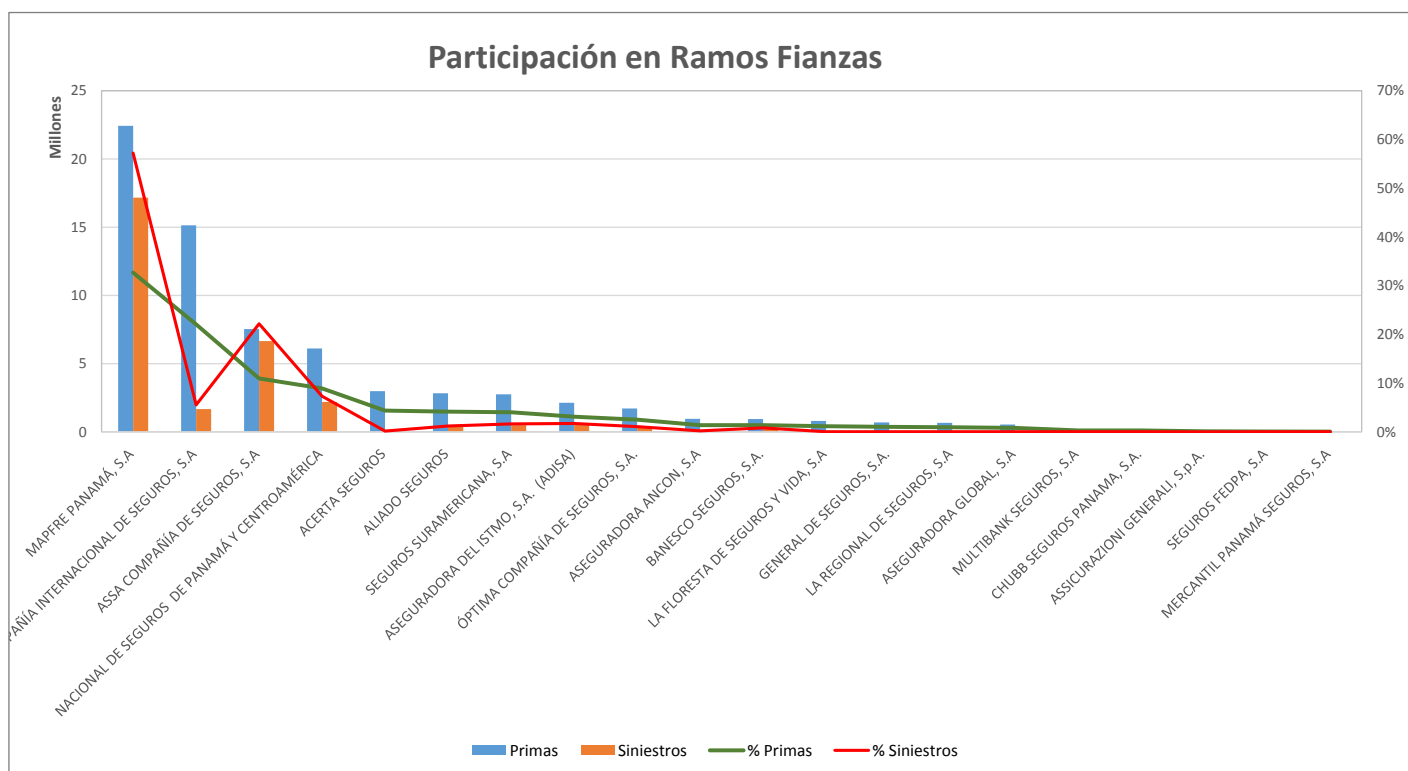


Superintendencia de Seguros y Reaseguros de Panamá Participación de Mercado por Productos



RAMO DE FIANZAS AL 30 DE JULIO DE 2018

#	Compañía de Seguros	Primas	% Primas	#	Siniestros	% Siniestros	Sinestralidad Promedio
1	MAPFRE PANAMÁ, S.A	22,427,048.47	32.7%	1	17,164,584.49	57.2%	76.5%
2	COMPAÑÍA INTERNACIONAL DE SEGUROS, S.A	15,138,671.24	22.1%	4	1,658,109.90	5.5%	11.0%
3	ASSA COMPAÑÍA DE SEGUROS, S.A	7,525,579.95	11.0%	2	6,653,866.67	22.2%	88.4%
4	NACIONAL DE SEGUROS DE PANAMÁ Y CENTROAMÉRICA	6,112,084.87	8.9%	3	2,191,968.35	7.3%	35.9%
5	ACERTA SEGUROS	2,984,307.02	4.3%	12	38,509.35	0.1%	1.3%
6	ALIADO SEGUROS	2,826,243.31	4.1%	7	354,595.04	1.2%	12.5%
7	SEGUROS SURAMERICANA, S.A	2,741,786.11	4.0%	6	484,016.99	1.6%	17.7%
8	ASEGURADORA DEL ISTMO, S.A. (ADISA)	2,131,636.91	3.1%	5	506,876.09	1.7%	23.8%
9	ÓPTIMA COMPAÑÍA DE SEGUROS, S.A.	1,712,396.76	2.5%	9	322,406.90	1.1%	18.8%
10	ASEGURADORA ANCON, S.A	950,330.54	1.4%	11	56,259.53	0.2%	5.9%
11	BANESCO SEGUROS, S.A.	928,271.18	1.4%	10	240,958.66	0.8%	26.0%
12	LA FLORESTA DE SEGUROS Y VIDA, S.A	790,195.60	1.2%	15	0.00	0.0%	0.0%
13	GENERAL DE SEGUROS, S.A.	693,002.38	1.0%	16	0.00	0.0%	0.0%
14	LA REGIONAL DE SEGUROS, S.A	652,188.62	1.0%	17	0.00	0.0%	0.0%
15	ASEGURADORA GLOBAL, S.A	535,176.95	0.8%	18	0.00	0.0%	0.0%
16	MULTIBANK SEGUROS, S.A	179,562.99	0.3%	13	1,230.50	0.0%	0.7%
17	CHUBB SEGUROS PANAMA, S.A.	178,662.63	0.3%	19	0.00	0.0%	0.0%
18	ASSICURAZIONI GENERALI, S.p.A.	62,798.63	0.1%	26	-3,000.00	0.0%	0.0%
19	SEGUROS FEDPA, S.A	52,363.99	0.1%	14	285.82	0.0%	0.5%
20	MERCANTIL PANAMÁ SEGUROS, S.A	26,327.41	0.0%	20	0.00	0.0%	0.0%
21	SEGUROS BBA. CORP.	0.00	0.0%	8	336,320.09	1.1%	#DIV/0!
22	BUPA PANAMÁ, S.A.	0.00	0.0%	21	0.00	0.0%	0.0%
23	PAN AMERICAN LIFE INSURANCE DE PANAMÁ, S.A	0.00	0.0%	22	0.00	0.0%	0.0%
24	SAGICOR PANAMÁ, S.A	0.00	0.0%	23	0.00	0.0%	0.0%
25	VIVIR COMPAÑÍA DE SEGUROS, SA.	0.00	0.0%	24	0.00	0.0%	0.0%
26	WORLDWIDE MEDICAL ASSURANCE, LTD	0.00	0.0%	25	0.00	0.0%	0.0%
TOTAL		\$68,648,635.56	100%		\$30,006,988.38	100%	43.7%



Superintendencia de Seguros y Reaseguros de Panamá Participación de Mercado por Productos



OTROS RAMOS

AL 30 DE JULIO DE 2018

#	Compañía de Seguros	Primas	% Primas	#	Siniestros	% Siniestros	Sinestralidad Promedio
1	COMPAÑÍA INTERNACIONAL DE SEGUROS, S.A	15,512,294.20	36.1%	1	2,557,793.74	34.9%	16.5%
2	ASSA COMPAÑÍA DE SEGUROS, S.A	8,465,535.10	19.7%	2	1,842,981.96	25.1%	21.8%
3	GENERAL DE SEGUROS, S.A.	4,855,289.50	11.3%	9	181,094.57	2.5%	3.7%
4	MAPFRE PANAMÁ, S.A	3,366,534.02	7.8%	3	556,936.38	7.6%	16.5%
5	SEGUROS SURAMERICANA, S.A	3,352,583.27	7.8%	4	160,824.41	2.2%	4.8%
6	ALIADO SEGUROS	2,373,581.57	5.5%	12	208,440.19	2.8%	8.8%
7	ASEGURADORA GLOBAL, S.A	1,245,147.67	2.9%	8	301,998.66	4.1%	24.3%
8	MERCANTIL PANAMÁ SEGUROS, S.A	1,256,552.07	2.9%	14	110,871.42	1.5%	8.8%
9	LA FLORESTA DE SEGUROS Y VIDA, S.A	446,727.17	1.0%	6	205,657.00	2.8%	46.0%
10	MULTIBANK SEGUROS, S.A	546,849.81	1.3%	11	38,557.30	0.5%	7.1%
11	ÓPTIMA COMPAÑÍA DE SEGUROS, S.A.	709,251.98	1.6%	7	141,184.21	1.9%	19.9%
12	ASSICURAZIONI GENERALI, S.p.A.	101,634.58	0.2%	10	692,539.74	9.4%	681.4%
13	NACIONAL DE SEGUROS DE PANAMÁ Y CENTROAMÉRICA	306,746.26	0.7%	18	4,905.99	0.1%	1.6%
14	ASEGURADORA ANCON, S.A	274,867.31	0.6%	5	66,125.82	0.9%	24.1%
15	LA REGIONAL DE SEGUROS, S.A	120,038.81	0.3%	15	246,726.67	3.4%	205.5%
16	ACERTA SEGUROS	52,504.22	0.1%	13	21,805.19	0.3%	41.5%
17	BANESCO SEGUROS, S.A.	8,538.08	0.0%	16	476.29	0.0%	5.6%
18	ASEGURADORA DEL ISTMO, S.A. (ADISA)	5,170.14	0.0%	17	76.67	0.0%	1.5%
19	BUPA PANAMÁ, S.A.	0.00	0.0%	19	0.00	0.0%	0.0%
20	CHUBB SEGUROS PANAMA, S.A.	0.00	0.0%	20	0.00	0.0%	0.0%
21	PAN AMERICAN LIFE INSURANCE DE PANAMÁ, S.A	0.00	0.0%	21	0.00	0.0%	0.0%
22	SAGICOR PANAMÁ, S.A	0.00	0.0%	22	0.00	0.0%	0.0%
23	SEGUROS BBA. CORP.	0.00	0.0%	23	0.00	0.0%	0.0%
24	SEGUROS FEDPA, S.A	0.00	0.0%	24	0.00	0.0%	0.0%
25	VIVIR COMPAÑÍA DE SEGUROS, SA.	0.00	0.0%	25	0.00	0.0%	0.0%
26	WORLDWIDE MEDICAL ASSURANCE, LTD	0.00	0.0%	26	0.00	0.0%	0.0%
TOTAL		\$42,999,845.76	100%		\$7,338,996.21	100%	17.1%

Participación en Otros Ramos

