

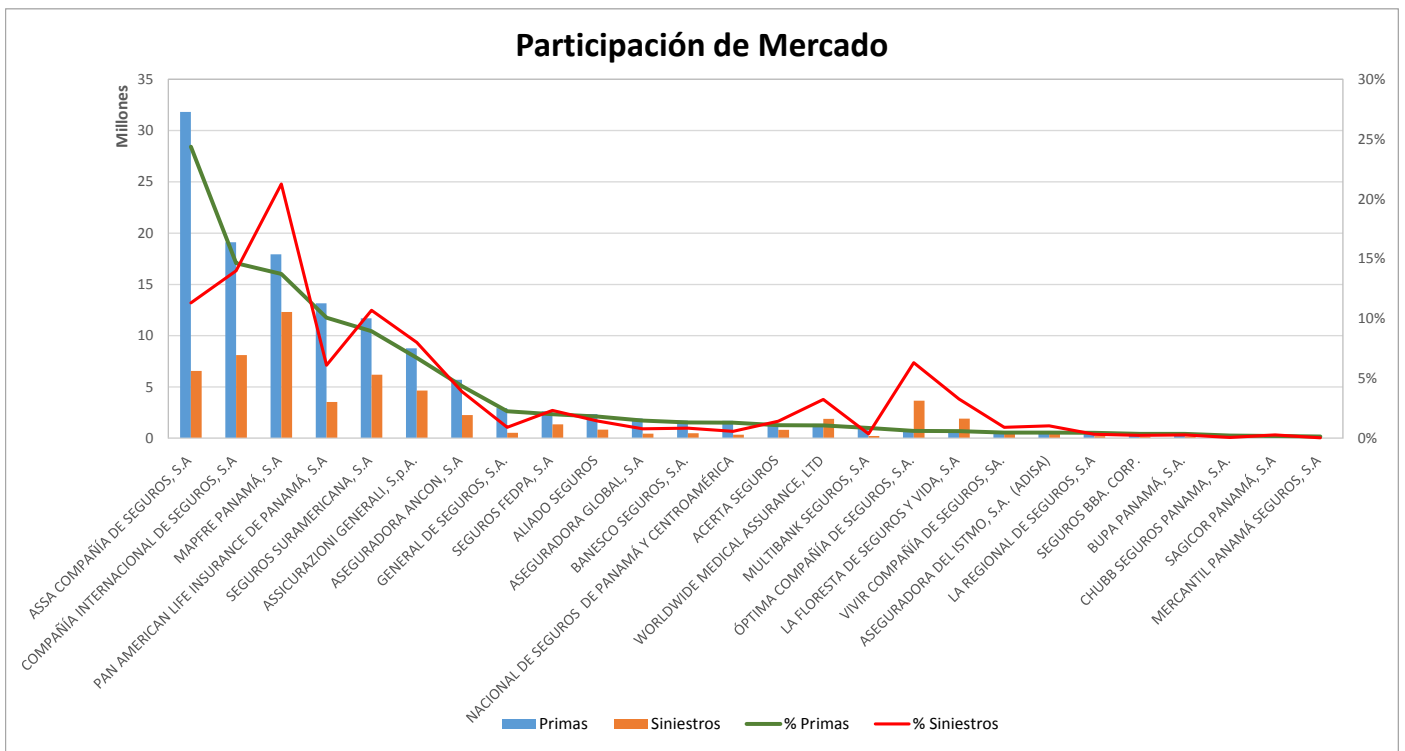
Superintendencia de Seguros y Reaseguros de Panamá

Participación de Mercado por Ramos



PARTICIPACION DE MERCADO AL MES DE ENERO DE 2017

#	Compañía de Seguros	Primas	% Primas	#	Siniestros	% Siniestros	Sinestralidad Promedio
1	ASSA COMPAÑÍA DE SEGUROS, S.A	31,827,165.86	24.4%	3	6,560,300.58	11.3%	20.6%
2	COMPAÑÍA INTERNACIONAL DE SEGUROS, S.A	19,118,198.32	14.6%	2	8,115,650.55	14.0%	42.4%
3	MAPFRE PANAMÁ, S.A	17,935,038.52	13.7%	1	12,321,092.89	21.2%	68.7%
4	PAN AMERICAN LIFE INSURANCE DE PANAMÁ, S.A	13,158,256.52	10.1%	7	3,536,901.01	6.1%	26.9%
5	SEGUROS SURAMERICANA, S.A	11,693,217.25	9.0%	4	6,199,786.72	10.7%	53.0%
6	ASSICURAZIONI GENERALI, S.p.A.	8,778,357.38	6.7%	5	4,641,431.23	8.0%	52.9%
7	ASEGURADORA ANCON, S.A	5,698,765.26	4.4%	8	2,259,602.38	3.9%	39.7%
8	GENERAL DE SEGUROS, S.A.	2,946,571.97	2.3%	16	527,117.02	0.9%	17.9%
9	SEGUROS FEDPA, S.A	2,627,012.30	2.0%	11	1,345,838.26	2.3%	51.2%
10	ALIADO SEGUROS	2,371,938.02	1.8%	12	842,161.02	1.5%	35.5%
11	ASEGURADORA GLOBAL, S.A	1,942,123.70	1.5%	18	457,162.49	0.8%	23.5%
12	BANESCO SEGUROS, S.A.	1,726,795.55	1.3%	17	484,729.48	0.8%	28.1%
13	NACIONAL DE SEGUROS DE PANAMÁ Y CENTROAMÉRICA	1,708,048.51	1.3%	19	337,075.72	0.6%	19.7%
14	ACERTA SEGUROS	1,434,012.24	1.1%	13	827,031.30	1.4%	57.7%
15	WORLDWIDE MEDICAL ASSURANCE, LTD	1,391,619.82	1.1%	10	1,881,922.06	3.2%	135.2%
16	MULTIBANK SEGUROS, S.A	1,124,942.73	0.9%	20	212,976.13	0.4%	18.9%
17	ÓPTIMA COMPAÑÍA DE SEGUROS, S.A.	805,029.76	0.6%	6	3,666,388.02	6.3%	455.4%
18	LA FLORESTA DE SEGUROS Y VIDA, S.A	785,595.70	0.6%	9	1,903,697.90	3.3%	242.3%
19	VIVIR COMPAÑÍA DE SEGUROS, S.A.	626,928.41	0.5%	15	534,668.10	0.9%	85.3%
20	ASEGURADORA DEL ISTMO, S.A. (ADISA)	620,336.74	0.5%	14	600,775.10	1.0%	96.8%
21	LA REGIONAL DE SEGUROS, S.A	587,804.77	0.5%	21	196,298.15	0.3%	33.4%
22	SEGUROS BBA. CORP.	480,736.82	0.4%	24	139,828.55	0.2%	29.1%
23	BUPA PANAMÁ, S.A.	469,985.34	0.4%	23	164,763.66	0.3%	35.1%
24	CHUBB SEGUROS PANAMA, S.A.	304,599.03	0.2%	25	39,673.69	0.1%	13.0%
25	SAGICOR PANAMÁ, S.A	259,725.72	0.2%	22	164,931.67	0.3%	63.5%
26	MERCANTIL PANAMÁ SEGUROS, S.A	192,073.71	0.1%	26	21,717.27	0.0%	11.3%
TOTAL		\$130,614,879.95	100%		\$57,983,520.95	100%	44.4%



Superintendencia de Seguros y Reaseguros de Panamá

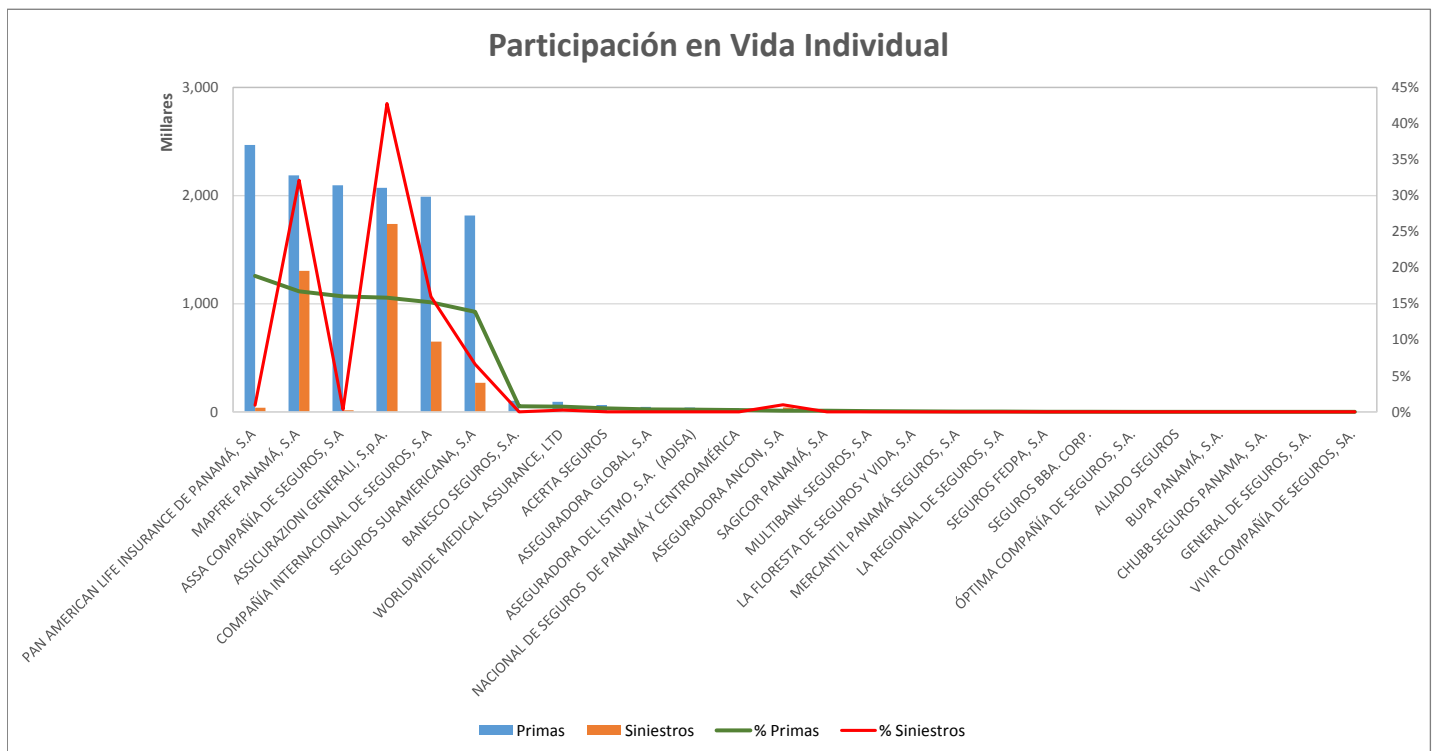
Participación de Mercado por Ramos



RAMO DE VIDA INDIVIDUAL

AL MES DE ENERO DE 2017

#	Compañía de Seguros	Primas	% Primas	#	Siniestros	% Siniestros	Sinestralidad Promedio
1	PAN AMERICAN LIFE INSURANCE DE PANAMÁ, S.A	2,467,618.98	18.9%	6	37,646.98	0.9%	1.5%
2	MAPFRE PANAMÁ, S.A	2,187,174.64	16.7%	2	1,304,774.84	32.1%	59.7%
3	ASSA COMPAÑÍA DE SEGUROS, S.A	2,094,699.06	16.0%	7	13,847.96	0.3%	0.7%
4	ASSICURAZIONI GENERALI, S.p.A.	2,070,947.19	15.8%	1	1,737,343.65	42.8%	83.9%
5	COMPAÑÍA INTERNACIONAL DE SEGUROS, S.A	1,989,539.99	15.2%	3	649,704.37	16.0%	32.7%
6	SEGUROS SURAMERICANA, S.A	1,815,472.13	13.9%	4	268,720.87	6.6%	14.8%
7	BANESCO SEGUROS, S.A.	102,695.34	0.8%	9	0.00	0.0%	0.0%
8	WORLDWIDE MEDICAL ASSURANCE, LTD	93,524.26	0.7%	8	10,000.00	0.2%	10.7%
9	ACERTA SEGUROS	64,086.56	0.5%	10	0.00	0.0%	0.0%
10	ASEGURADORA GLOBAL, S.A	44,915.15	0.3%	11	0.00	0.0%	0.0%
11	ASEGURADORA DEL ISTMO, S.A. (ADISA)	40,553.65	0.3%	12	0.00	0.0%	0.0%
12	NACIONAL DE SEGUROS DE PANAMÁ Y CENTROAMÉRICA	31,532.24	0.2%	13	0.00	0.0%	0.0%
13	ASEGURADORA ANCON, S.A	20,935.71	0.2%	5	40,000.00	1.0%	191.1%
14	SAGICOR PANAMÁ, S.A	20,365.00	0.2%	14	0.00	0.0%	0.0%
15	MULTIBANK SEGUROS, S.A	14,400.53	0.1%	15	0.00	0.0%	0.0%
16	LA FLORESTA DE SEGUROS Y VIDA, S.A	10,300.50	0.1%	16	0.00	0.0%	0.0%
17	MERCANTIL PANAMÁ SEGUROS, S.A	6,731.77	0.1%	17	0.00	0.0%	0.0%
18	LA REGIONAL DE SEGUROS, S.A	6,224.05	0.0%	18	0.00	0.0%	0.0%
19	SEGUROS FEDPA, S.A	2,239.36	0.0%	19	0.00	0.0%	0.0%
20	SEGUROS BBA. CORP.	2,194.22	0.0%	20	0.00	0.0%	0.0%
21	ÓPTIMA COMPAÑÍA DE SEGUROS, S.A.	0.00	0.0%	21	0.00	0.0%	0.0%
22	ALIADO SEGUROS	0.00	0.0%	22	0.00	0.0%	0.0%
23	BUPA PANAMÁ, S.A.	0.00	0.0%	23	0.00	0.0%	0.0%
24	CHUBB SEGUROS PANAMA, S.A.	0.00	0.0%	24	0.00	0.0%	0.0%
25	GENERAL DE SEGUROS, S.A.	0.00	0.0%	25	0.00	0.0%	0.0%
26	VIVIR COMPAÑÍA DE SEGUROS, SA.	0.00	0.0%	26	0.00	0.0%	0.0%
TOTAL		\$13,086,150.33	100%		\$4,062,038.67	100%	31.0%



Superintendencia de Seguros y Reaseguros de Panamá

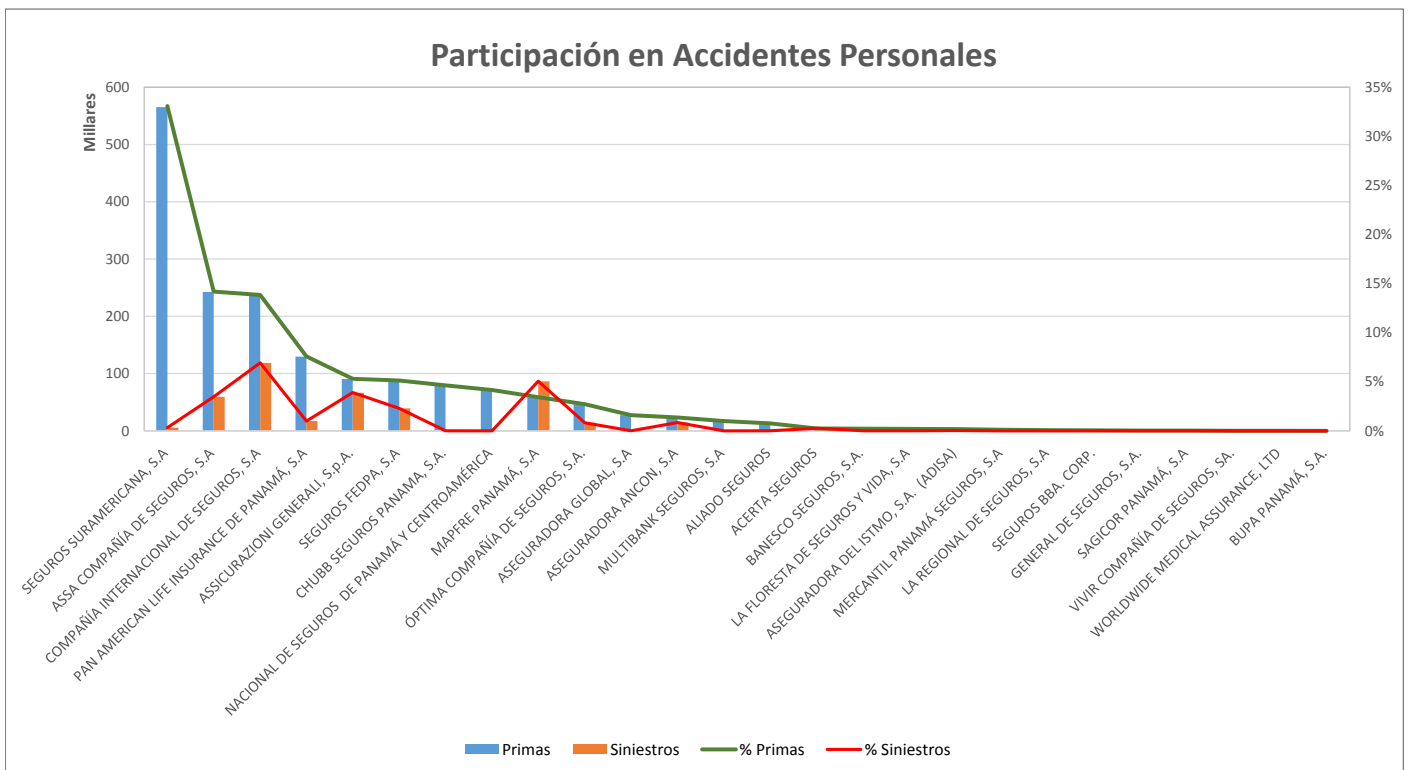
Participación de Mercado por Ramos



RAMO DE ACCIDENTES PERSONALES

AL MES DE ENERO DE 2017

#	Compañía de Seguros	Primas	% Primas	#	Siniestros	% Siniestros	Sinestralidad Promedio
1	SEGUROS SURAMERICANA, S.A	565,236.27	33.1%	9	5,861.78	0.3%	1.0%
2	ASSA COMPAÑÍA DE SEGUROS, S.A	242,397.56	14.2%	4	59,427.85	3.5%	24.5%
3	COMPAÑÍA INTERNACIONAL DE SEGUROS, S.A	236,623.13	13.8%	1	118,412.63	6.9%	50.0%
4	PAN AMERICAN LIFE INSURANCE DE PANAMÁ, S.A	129,537.22	7.6%	6	17,116.94	1.0%	13.2%
5	ASSICURAZIONI GENERALI, S.p.A.	90,454.95	5.3%	3	66,558.93	3.9%	73.6%
6	SEGUROS FEDPA, S.A	87,716.63	5.1%	5	39,265.50	2.3%	44.8%
7	CHUBB SEGUROS PANAMA, S.A.	79,152.16	4.6%	14	250.00	0.0%	0.3%
8	NACIONAL DE SEGUROS DE PANAMÁ Y CENTROAMÉRICA	71,290.05	4.2%	20	0.00	0.0%	0.0%
9	MAPFRE PANAMÁ, S.A	58,501.09	3.4%	2	86,585.58	5.1%	148.0%
10	ÓPTIMA COMPAÑÍA DE SEGUROS, S.A.	46,589.67	2.7%	8	14,000.41	0.8%	30.1%
11	ASEGURADORA GLOBAL, S.A	27,407.71	1.6%	18	96.93	0.0%	0.4%
12	ASEGURADORA ANCON, S.A	23,369.66	1.4%	7	14,627.54	0.9%	62.6%
13	MULTIBANK SEGUROS, S.A	17,187.21	1.0%	21	0.00	0.0%	0.0%
14	ALIADO SEGUROS	12,862.08	0.8%	17	156.45	0.0%	1.2%
15	ACERTA SEGUROS	4,320.93	0.3%	10	4,418.51	0.3%	102.3%
16	BANESCO SEGUROS, S.A.	3,699.08	0.2%	19	3.66	0.0%	0.1%
17	LA FLORESTA DE SEGUROS Y VIDA, S.A	3,458.40	0.2%	15	173.80	0.0%	5.0%
18	ASEGURADORA DEL ISTMO, S.A. (ADISA)	3,167.58	0.2%	11	619.12	0.0%	19.5%
19	MERCANTIL PANAMÁ SEGUROS, S.A	2,154.45	0.1%	22	0.00	0.0%	0.0%
20	LA REGIONAL DE SEGUROS, S.A	1,203.66	0.1%	23	0.00	0.0%	0.0%
21	SEGUROS BBA. CORP.	855.61	0.1%	16	165.00	0.0%	19.3%
22	GENERAL DE SEGUROS, S.A.	630.30	0.0%	12	303.54	0.0%	48.2%
23	SAGICOR PANAMÁ, S.A	535.00	0.0%	13	293.89	0.0%	54.9%
24	VIVIR COMPAÑÍA DE SEGUROS, SA.	145.82	0.0%	24	0.00	0.0%	0.0%
25	WORLDWIDE MEDICAL ASSURANCE, LTD	12.57	0.0%	25	0.00	0.0%	0.0%
26	BUPA PANAMÁ, S.A.	0.00	0.0%	26	0.00	0.0%	0.0%
TOTAL		\$1,708,508.79	100%		\$428,338.06	100%	25.1%



Superintendencia de Seguros y Reaseguros de Panamá

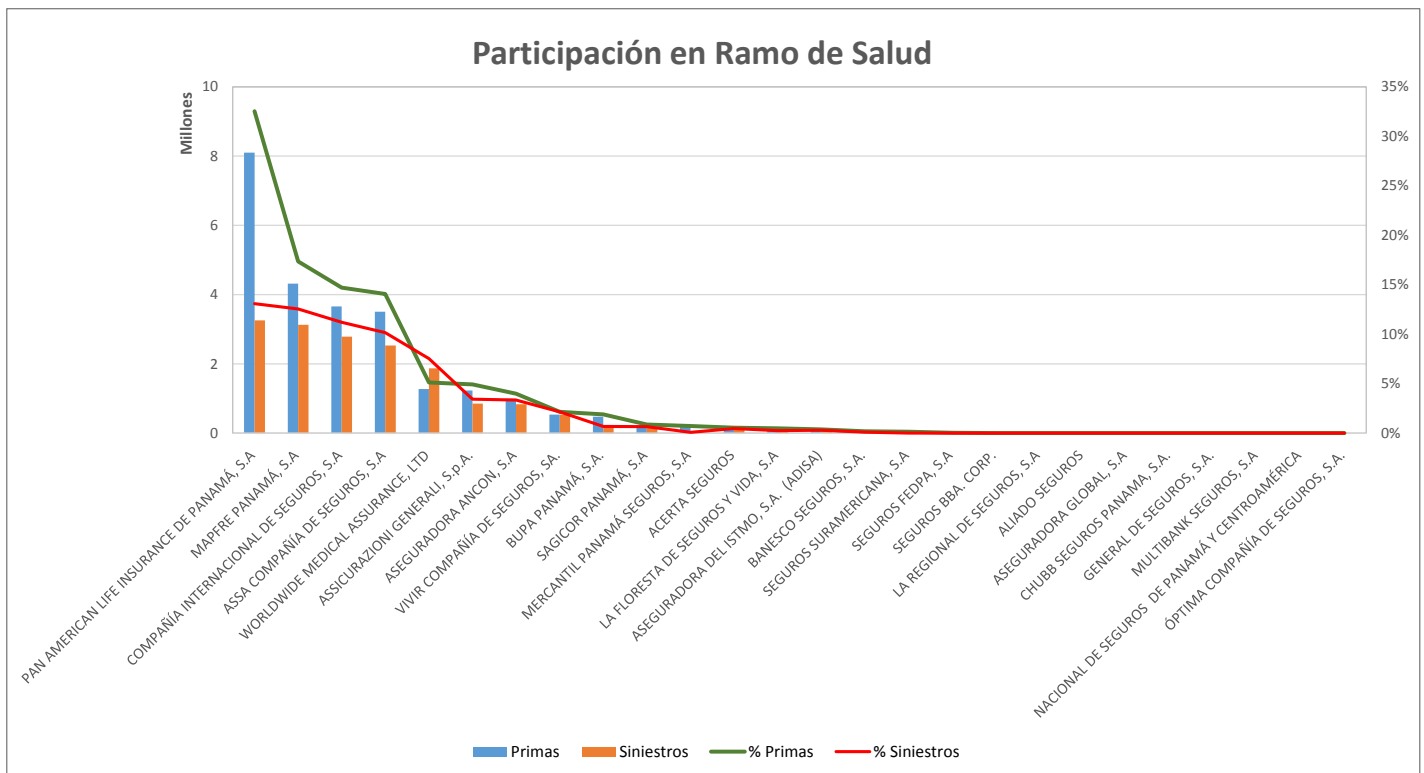
Participación de Mercado por Ramos



RAMO DE SALUD

AL MES DE ENERO DE 2017

#	Compañía de Seguros	Primas	% Primas	#	Siniestros	% Siniestros	Sinistralidad Promedio
1	PAN AMERICAN LIFE INSURANCE DE PANAMÁ, S.A	8,099,798.34	32.5%	1	3,257,306.55	13.1%	40.2%
2	MAPFRE PANAMÁ, S.A	4,318,471.23	17.3%	2	3,124,201.11	12.5%	72.3%
3	COMPAÑÍA INTERNACIONAL DE SEGUROS, S.A	3,660,795.01	14.7%	3	2,786,638.91	11.2%	76.1%
4	ASSA COMPAÑÍA DE SEGUROS, S.A	3,502,267.17	14.1%	4	2,526,095.26	10.1%	72.1%
5	WORLDWIDE MEDICAL ASSURANCE, LTD	1,272,663.42	5.1%	5	1,871,922.06	7.5%	147.1%
6	ASSICURAZIONI GENERALI, S.p.A.	1,226,849.37	4.9%	6	853,119.72	3.4%	69.5%
7	ASEGURADORA ANCON, S.A	990,900.80	4.0%	7	832,825.68	3.3%	84.0%
8	VIVIR COMPAÑÍA DE SEGUROS, SA.	533,333.88	2.1%	8	533,165.47	2.1%	100.0%
9	BUPA PANAMÁ, S.A.	469,985.34	1.9%	9	164,763.66	0.7%	35.1%
10	SAGICOR PANAMÁ, S.A	213,325.72	0.9%	10	159,637.78	0.6%	74.8%
11	MERCANTIL PANAMÁ SEGUROS, S.A	177,558.53	0.7%	15	16,835.93	0.1%	9.5%
12	ACERTA SEGUROS	134,674.85	0.5%	11	113,561.33	0.5%	84.3%
13	LA FLORESTA DE SEGUROS Y VIDA, S.A	117,135.40	0.5%	13	58,577.30	0.2%	50.0%
14	ASEGURADORA DEL ISTMO, S.A. (ADISA)	91,589.58	0.4%	12	72,962.37	0.3%	79.7%
15	BANESCO SEGUROS, S.A.	42,689.37	0.2%	14	21,067.87	0.1%	49.4%
16	SEGUROS SURAMERICANA, S.A	32,983.53	0.1%	16	0.00	0.0%	0.0%
17	SEGUROS FEDPA, S.A	9,924.86	0.0%	17	0.00	0.0%	0.0%
18	SEGUROS BBA. CORP.	0.00	0.0%	18	0.00	0.0%	0.0%
19	LA REGIONAL DE SEGUROS, S.A	0.00	0.0%	19	0.00	0.0%	0.0%
20	ALIADO SEGUROS	0.00	0.0%	20	0.00	0.0%	0.0%
21	ASEGURADORA GLOBAL, S.A	0.00	0.0%	21	0.00	0.0%	0.0%
22	CHUBB SEGUROS PANAMA, S.A.	0.00	0.0%	22	0.00	0.0%	0.0%
23	GENERAL DE SEGUROS, S.A.	0.00	0.0%	23	0.00	0.0%	0.0%
24	MULTIBANK SEGUROS, S.A	0.00	0.0%	24	0.00	0.0%	0.0%
25	NACIONAL DE SEGUROS DE PANAMÁ Y CENTROAMÉRICA	0.00	0.0%	25	0.00	0.0%	0.0%
26	ÓPTIMA COMPAÑÍA DE SEGUROS, S.A.	0.00	0.0%	26	0.00	0.0%	0.0%
TOTAL		\$24,894,946.40	100%		\$16,392,681.00	100%	65.8%



Superintendencia de Seguros y Reaseguros de Panamá

Participación de Mercado por Ramos

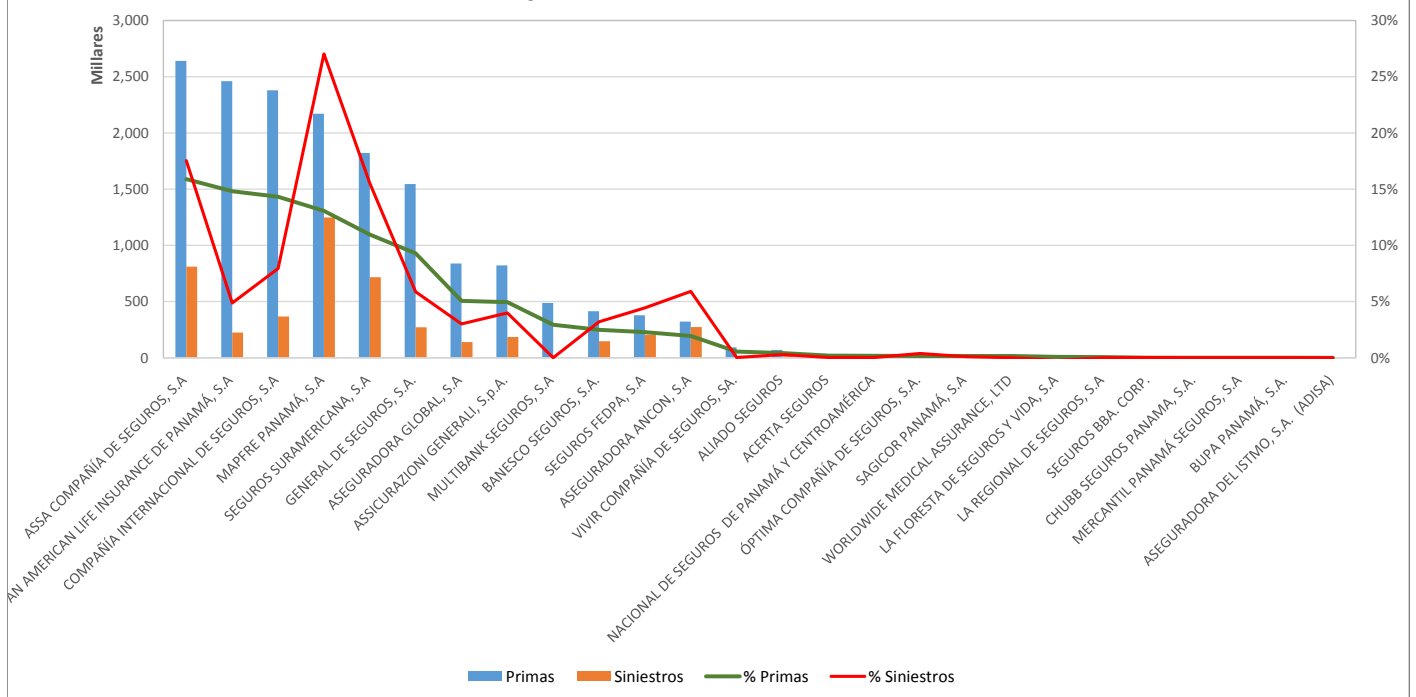


RAMO DE COLECTIVO DE VIDA

AL MES DE ENERO DE 2017

#	Compañía de Seguros	Primas	% Primas	#	Siniestros	% Siniestros	Sinestralidad Promedio
1	ASSA COMPAÑÍA DE SEGUROS, S.A	2,640,999.77	15.9%	2	809,777.81	17.5%	30.7%
2	PAN AMERICAN LIFE INSURANCE DE PANAMÁ, S.A	2,461,301.98	14.8%	7	224,830.54	4.9%	9.1%
3	COMPAÑÍA INTERNACIONAL DE SEGUROS, S.A	2,379,950.07	14.3%	4	366,861.53	7.9%	15.4%
4	MAPFRE PANAMÁ, S.A	2,170,168.29	13.1%	1	1,248,217.94	27.0%	57.5%
5	SEGUROS SURAMERICANA, S.A	1,820,741.71	11.0%	3	717,249.61	15.5%	39.4%
6	GENERAL DE SEGUROS, S.A.	1,544,484.84	9.3%	6	271,234.28	5.9%	17.6%
7	ASEGURADORA GLOBAL, S.A	839,758.53	5.1%	11	139,144.82	3.0%	16.6%
8	ASSICURAZIONI GENERALI, S.p.A.	821,919.66	4.9%	9	184,072.04	4.0%	22.4%
9	MULTIBANK SEGUROS, S.A	487,199.90	2.9%	20	0.00	0.0%	0.0%
10	BANESCO SEGUROS, S.A.	413,929.82	2.5%	10	147,797.83	3.2%	35.7%
11	SEGUROS FEDPA, S.A	379,121.96	2.3%	8	204,899.64	4.4%	54.0%
12	ASEGURADORA ANCON, S.A	322,498.91	1.9%	5	273,282.54	5.9%	84.7%
13	VIVIR COMPAÑÍA DE SEGUROS, SA.	93,448.71	0.6%	16	1,502.63	0.0%	1.6%
14	ALIADO SEGUROS	71,022.40	0.4%	13	13,639.60	0.3%	19.2%
15	ACERTA SEGUROS	33,751.82	0.2%	17	1,109.87	0.0%	3.3%
16	NACIONAL DE SEGUROS DE PANAMÁ Y CENTROAMÉRICA	29,705.74	0.2%	15	1,555.31	0.0%	5.2%
17	ÓPTIMA COMPAÑÍA DE SEGUROS, S.A.	26,961.48	0.2%	12	17,442.26	0.4%	64.7%
18	SAGICOR PANAMÁ, S.A	25,500.00	0.2%	14	5,000.00	0.1%	19.6%
19	WORLDWIDE MEDICAL ASSURANCE, LTD	25,419.57	0.2%	21	0.00	0.0%	0.0%
20	LA FLORESTA DE SEGUROS Y VIDA, S.A	13,994.60	0.1%	26	-10,200.00	-0.2%	0.0%
21	LA REGIONAL DE SEGUROS, S.A	10,879.72	0.1%	22	0.00	0.0%	0.0%
22	SEGUROS BBA. CORP.	2,670.35	0.0%	18	845.09	0.0%	31.6%
23	CHUBB SEGUROS PANAMA, S.A.	1,414.88	0.0%	23	0.00	0.0%	0.0%
24	MERCANTIL PANAMÁ SEGUROS, S.A	0.00	0.0%	24	0.00	0.0%	0.0%
25	BUPA PANAMÁ, S.A.	0.00	0.0%	25	0.00	0.0%	0.0%
26	ASEGURADORA DEL ISTMO, S.A. (ADISA)	-763.94	0.0%	19	7.32	0.0%	-1.0%
TOTAL		\$16,616,080.77	100%		\$4,618,270.66	100%	27.8%

Participación en Colectivo de Vida



Superintendencia de Seguros y Reaseguros de Panamá

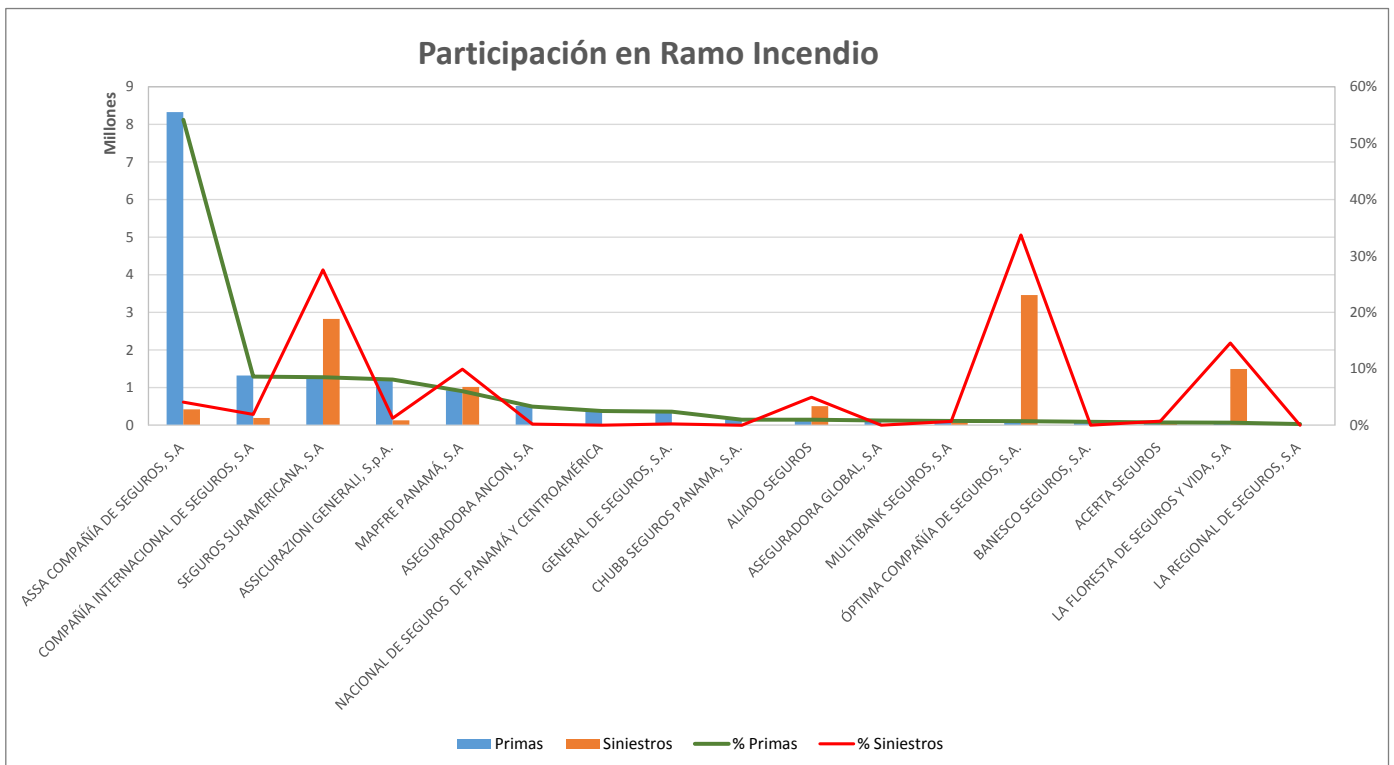
Participación de Mercado por Ramos



RAMO DE INCENDIO

AL MES DE ENERO DE 2017

#	Compañía de Seguros	Primas	% Primas	#	Siniestros	% Siniestros	Sinestralidad Promedio
1	ASSA COMPAÑÍA DE SEGUROS, S.A	8,326,388.14	54.1%	6	421,480.45	4.1%	5.1%
2	COMPAÑÍA INTERNACIONAL DE SEGUROS, S.A	1,324,973.66	8.6%	7	195,993.24	1.9%	14.8%
3	SEGUROS SURAMERICANA, S.A	1,307,585.11	8.5%	2	2,824,800.97	27.5%	216.0%
4	ASSICURAZIONI GENERALI, S.p.A.	1,248,400.18	8.1%	8	129,999.63	1.3%	10.4%
5	MAPFRE PANAMÁ, S.A	928,728.32	6.0%	4	1,021,489.04	10.0%	110.0%
6	ASEGURADORA ANCON, S.A	511,011.36	3.3%	12	20,537.12	0.2%	4.0%
7	NACIONAL DE SEGUROS DE PANAMÁ Y CENTROAMÉRICA	387,759.95	2.5%	13	3,070.97	0.0%	0.8%
8	GENERAL DE SEGUROS, S.A.	372,847.56	2.4%	11	26,297.59	0.3%	7.1%
9	CHUBB SEGUROS PANAMA, S.A.	152,607.74	1.0%	18	0.00	0.0%	0.0%
10	ALIADO SEGUROS	151,178.03	1.0%	5	507,766.70	4.9%	335.9%
11	ASEGURADORA GLOBAL, S.A	130,255.24	0.8%	16	1,099.05	0.0%	0.8%
12	MULTIBANK SEGUROS, S.A	120,530.82	0.8%	10	70,366.04	0.7%	58.4%
13	ÓPTIMA COMPAÑÍA DE SEGUROS, S.A.	109,218.61	0.7%	1	3,459,956.36	33.7%	3167.9%
14	BANESCO SEGUROS, S.A.	92,918.69	0.6%	14	2,896.60	0.0%	3.1%
15	ACERTA SEGUROS	77,753.53	0.5%	9	74,142.12	0.7%	95.4%
16	LA FLORESTA DE SEGUROS Y VIDA, S.A	69,550.80	0.5%	3	1,497,700.80	14.6%	2153.4%
17	LA REGIONAL DE SEGUROS, S.A	33,811.42	0.2%	19	0.00	0.0%	0.0%
18	SEGUROS BBA. CORP.	19,305.59	0.1%	17	900.00	0.0%	4.7%
19	SEGUROS FEDPA, S.A	14,069.65	0.1%	20	0.00	0.0%	0.0%
20	ASEGURADORA DEL ISTMO, S.A. (ADISA)	1,801.37	0.0%	15	1,196.11	0.0%	66.4%
21	BUPA PANAMÁ, S.A.	0.00	0.0%	21	0.00	0.0%	0.0%
22	MERCANTIL PANAMÁ SEGUROS, S.A	0.00	0.0%	22	0.00	0.0%	0.0%
23	PAN AMERICAN LIFE INSURANCE DE PANAMÁ, S.A	0.00	0.0%	23	0.00	0.0%	0.0%
24	SAGICOR PANAMÁ, S.A	0.00	0.0%	24	0.00	0.0%	0.0%
25	VIVIR COMPAÑÍA DE SEGUROS, SA.	0.00	0.0%	25	0.00	0.0%	0.0%
26	WORLDWIDE MEDICAL ASSURANCE, LTD	0.00	0.0%	26	0.00	0.0%	0.0%
TOTAL		\$15,380,695.77	100%		\$10,259,692.79	100%	66.7%



Superintendencia de Seguros y Reaseguros de Panamá

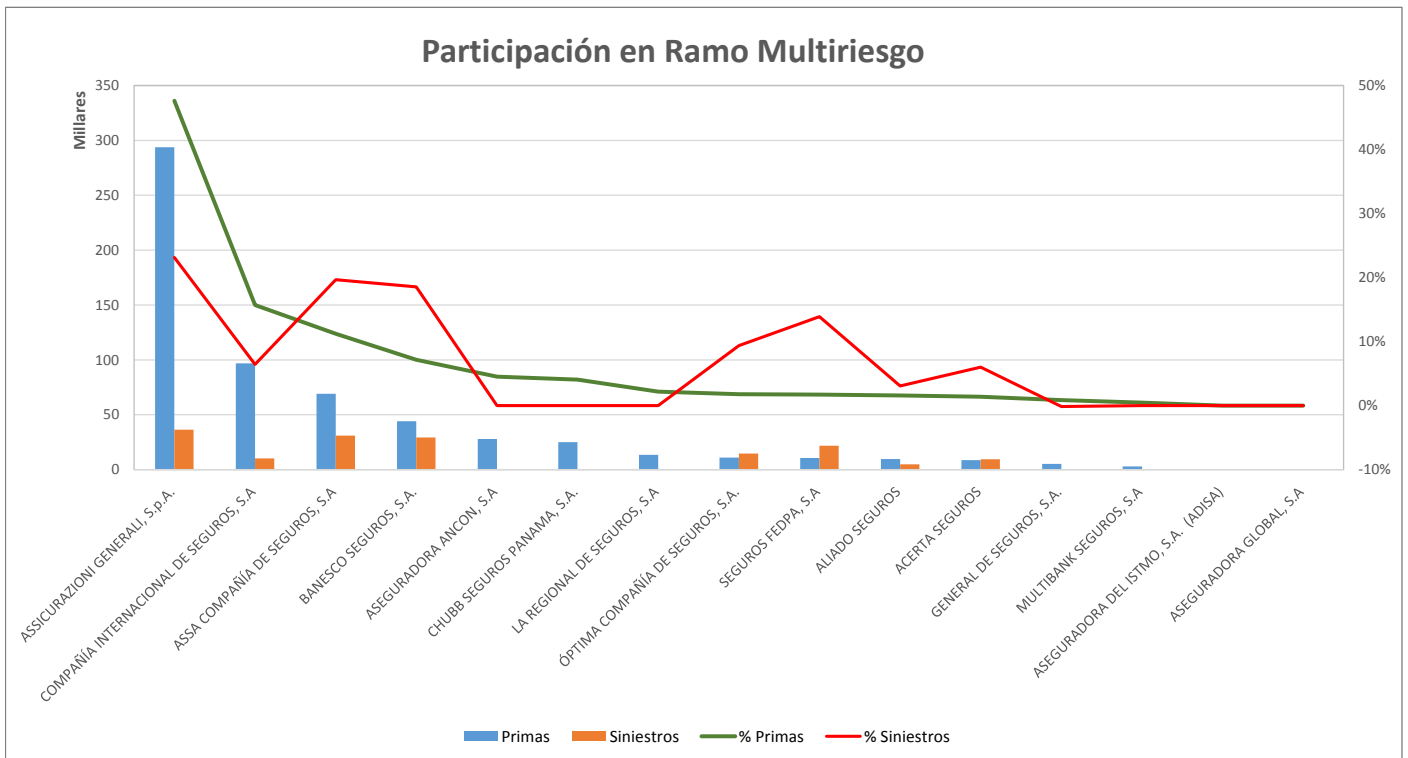
Participación de Mercado por Ramos



RAMO DE MULTIRIESGO

AL MES DE ENERO DE 2017

#	Compañía de Seguros	Primas	% Primas	#	Siniestros	% Siniestros	Sinestralidad Promedio
1	ASSICURAZIONI GENERALI, S.p.A.	293,754.31	47.6%	1	36,417.02	23.1%	12.4%
2	COMPAÑÍA INTERNACIONAL DE SEGUROS, S.A	96,922.06	15.7%	6	10,140.41	6.4%	10.5%
3	ASSA COMPAÑÍA DE SEGUROS, S.A	69,211.90	11.2%	2	30,954.89	19.7%	44.7%
4	BANESCO SEGUROS, S.A.	44,171.55	7.2%	3	29,199.76	18.6%	66.1%
5	ASEGURADORA ANCON, S.A	27,889.19	4.5%	9	0.00	0.0%	0.0%
6	CHUBB SEGUROS PANAMA, S.A.	24,971.70	4.0%	10	0.00	0.0%	0.0%
7	LA REGIONAL DE SEGUROS, S.A	13,476.91	2.2%	11	0.00	0.0%	0.0%
8	ÓPTIMA COMPAÑÍA DE SEGUROS, S.A.	11,076.53	1.8%	5	14,740.66	9.4%	133.1%
9	SEGUROS FEDPA, S.A	10,608.21	1.7%	4	21,869.14	13.9%	206.2%
10	ALIADO SEGUROS	9,707.17	1.6%	8	4,833.70	3.1%	49.8%
11	ACERTA SEGUROS	8,608.42	1.4%	7	9,474.93	6.0%	110.1%
12	GENERAL DE SEGUROS, S.A.	5,236.38	0.8%	26	-226.08	-0.1%	0.0%
13	MULTIBANK SEGUROS, S.A	2,864.08	0.5%	12	0.00	0.0%	0.0%
14	ASEGURADORA DEL ISTMO, S.A. (ADISA)	0.00	0.0%	13	0.00	0.0%	0.0%
15	ASEGURADORA GLOBAL, S.A	0.00	0.0%	14	0.00	0.0%	0.0%
16	BUPA PANAMÁ, S.A.	0.00	0.0%	15	0.00	0.0%	0.0%
17	LA FLORESTA DE SEGUROS Y VIDA, S.A	0.00	0.0%	16	0.00	0.0%	0.0%
18	MAPFRE PANAMÁ, S.A	0.00	0.0%	17	0.00	0.0%	0.0%
19	NACIONAL DE SEGUROS DE PANAMÁ Y CENTROAMÉRICA	0.00	0.0%	18	0.00	0.0%	0.0%
20	PAN AMERICAN LIFE INSURANCE DE PANAMÁ, S.A	0.00	0.0%	19	0.00	0.0%	0.0%
21	SAGICOR PANAMÁ, S.A	0.00	0.0%	20	0.00	0.0%	0.0%
22	SEGUROS BBA. CORP.	0.00	0.0%	21	0.00	0.0%	0.0%
23	SEGUROS SURAMERICANA, S.A	0.00	0.0%	22	0.00	0.0%	0.0%
24	VIVIR COMPAÑÍA DE SEGUROS, SA.	0.00	0.0%	23	0.00	0.0%	0.0%
25	WORLDWIDE MEDICAL ASSURANCE, LTD	0.00	0.0%	24	0.00	0.0%	0.0%
26	MERCANTIL PANAMÁ SEGUROS, S.A	-1,497.57	-0.2%	25	0.00	0.0%	0.0%
TOTAL		\$617,000.84	100%		\$157,404.43	100%	25.5%



Superintendencia de Seguros y Reaseguros de Panamá

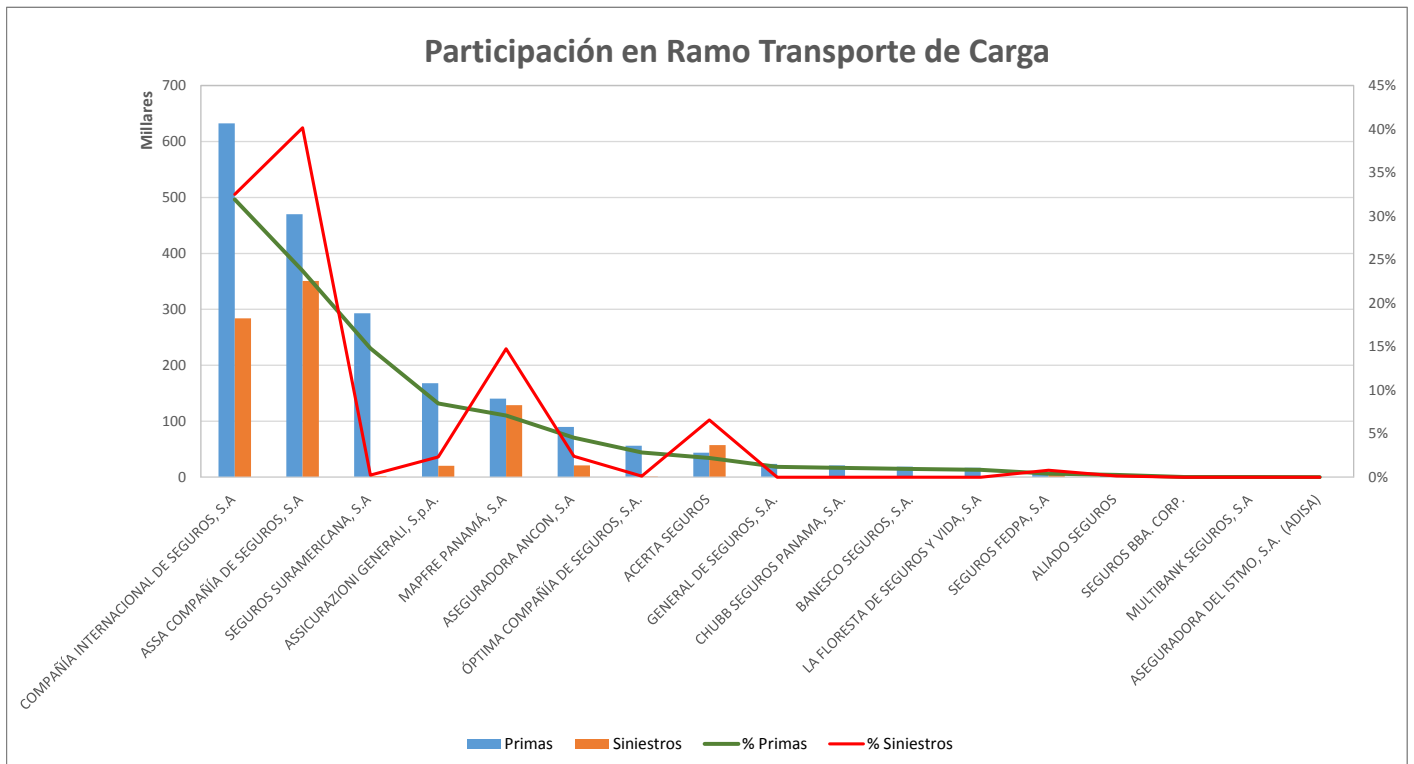
Participación de Mercado por Ramos



RAMO DE TRANSPORTE DE CARGA

AL MES DE ENERO DE 2017

#	Compañía de Seguros	Primas	% Primas	#	Siniestros	% Siniestros	Sinestralidad Promedio
1	COMPAÑÍA INTERNACIONAL DE SEGUROS, S.A	632,203.06	31.9%	2	284,025.62	32.5%	44.9%
2	ASSA COMPAÑÍA DE SEGUROS, S.A	469,951.10	23.7%	1	350,927.11	40.1%	74.7%
3	SEGUROS SURAMERICANA, S.A	293,122.04	14.8%	8	2,094.96	0.2%	0.7%
4	ASSICURAZIONI GENERALI, S.p.A.	168,095.43	8.5%	6	20,358.45	2.3%	12.1%
5	MAPFRE PANAMÁ, S.A	140,654.80	7.1%	3	128,929.16	14.7%	91.7%
6	ASEGURADORA ANCON, S.A	90,052.20	4.5%	5	21,044.31	2.4%	23.4%
7	ÓPTIMA COMPAÑÍA DE SEGUROS, S.A.	56,239.21	2.8%	10	1,030.61	0.1%	1.8%
8	ACERTA SEGUROS	43,839.10	2.2%	4	57,459.43	6.6%	131.1%
9	GENERAL DE SEGUROS, S.A.	23,722.32	1.2%	12	0.00	0.0%	0.0%
10	CHUBB SEGUROS PANAMA, S.A.	21,299.46	1.1%	13	0.00	0.0%	0.0%
11	BANESCO SEGUROS, S.A.	18,787.79	0.9%	11	80.61	0.0%	0.4%
12	LA FLORESTA DE SEGUROS Y VIDA, S.A	17,038.00	0.9%	14	0.00	0.0%	0.0%
13	SEGUROS FEDPA, S.A	8,019.90	0.4%	7	6,968.00	0.8%	86.9%
14	ALIADO SEGUROS	5,552.53	0.3%	9	1,287.32	0.1%	23.2%
15	SEGUROS BBA. CORP.	737.03	0.0%	15	0.00	0.0%	0.0%
16	MULTIBANK SEGUROS, S.A	408.55	0.0%	16	0.00	0.0%	0.0%
17	ASEGURADORA DEL ISTMO, S.A. (ADISA)	250.00	0.0%	17	0.00	0.0%	0.0%
18	ASEGURADORA GLOBAL, S.A	0.00	0.0%	18	0.00	0.0%	0.0%
19	BUPA PANAMÁ, S.A.	0.00	0.0%	19	0.00	0.0%	0.0%
20	LA REGIONAL DE SEGUROS, S.A	0.00	0.0%	20	0.00	0.0%	0.0%
21	MERCANTIL PANAMÁ SEGUROS, S.A	0.00	0.0%	21	0.00	0.0%	0.0%
22	PAN AMERICAN LIFE INSURANCE DE PANAMÁ, S.A	0.00	0.0%	22	0.00	0.0%	0.0%
23	SAGICOR PANAMÁ, S.A	0.00	0.0%	23	0.00	0.0%	0.0%
24	VIVIR COMPAÑÍA DE SEGUROS, SA.	0.00	0.0%	24	0.00	0.0%	0.0%
25	WORLDWIDE MEDICAL ASSURANCE, LTD	0.00	0.0%	25	0.00	0.0%	0.0%
26	NACIONAL DE SEGUROS DE PANAMÁ Y CENTROAMÉRICA	-8,815.80	-0.4%	26	0.00	0.0%	0.0%
TOTAL		\$1,981,156.72	100%		\$874,205.58	100%	44.1%

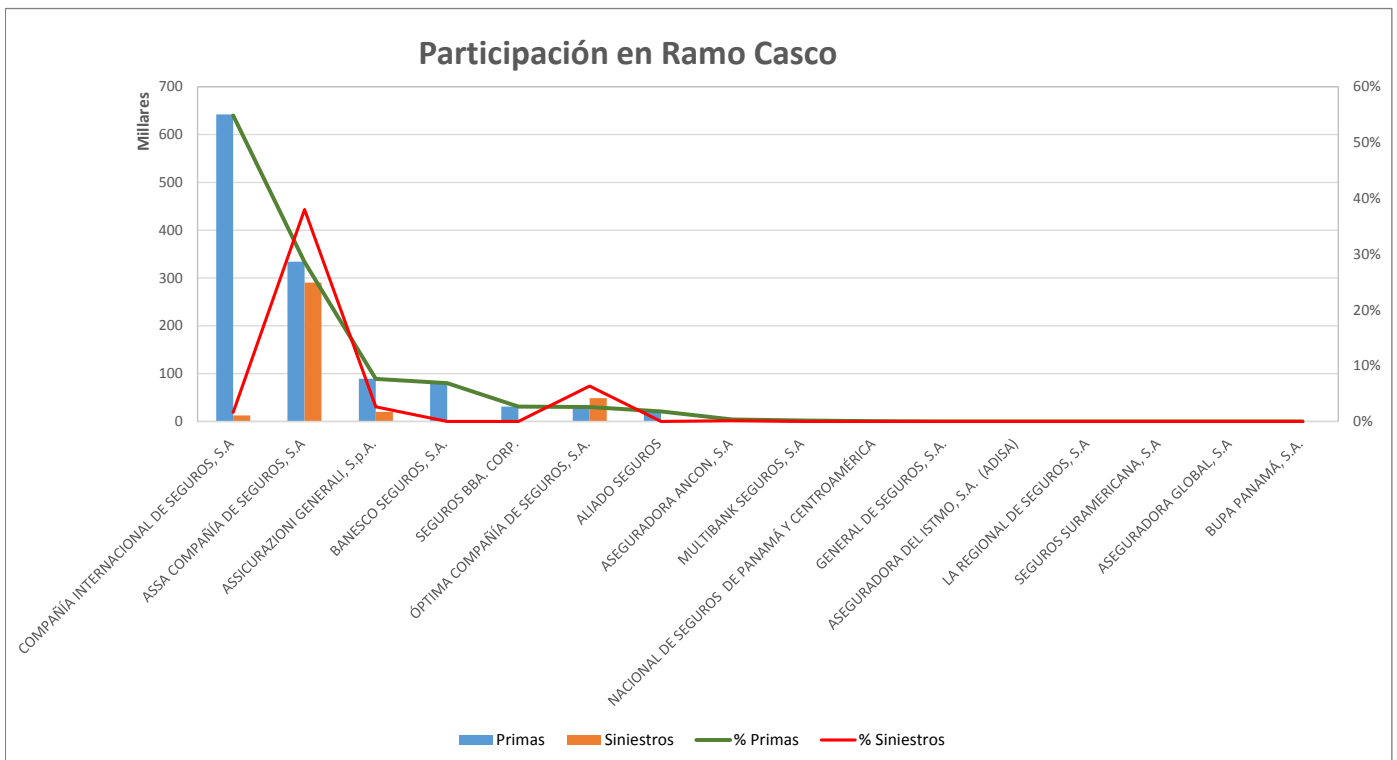


Superintendencia de Seguros y Reaseguros de Panamá
Participación de Mercado por Ramos



RAMO DE CASCO
 AL MES DE ENERO DE 2017

#	Compañía de Seguros	Primas	% Primas	#	Siniestros	% Siniestros	Sinistralidad Promedio
1	COMPAÑÍA INTERNACIONAL DE SEGUROS, S.A	642,025.23	54.8%	5	12,555.19	1.6%	2.0%
2	ASSA COMPAÑÍA DE SEGUROS, S.A	334,333.55	28.6%	2	290,196.22	38.0%	86.8%
3	ASSICURAZIONI GENERALI, S.p.A.	89,455.42	7.6%	4	20,000.00	2.6%	22.4%
4	BANESCO SEGUROS, S.A.	80,359.14	6.9%	8	0.00	0.0%	0.0%
5	SEGUROS BBA. CORP.	31,157.90	2.7%	9	0.00	0.0%	0.0%
6	ÓPTIMA COMPAÑÍA DE SEGUROS, S.A.	30,299.36	2.6%	3	48,569.12	6.4%	160.3%
7	ALIADO SEGUROS	20,982.08	1.8%	10	0.00	0.0%	0.0%
8	ASEGURADORA ANCON, S.A	4,331.82	0.4%	7	1,064.50	0.1%	24.6%
9	MULTIBANK SEGUROS, S.A	2,004.02	0.2%	11	0.00	0.0%	0.0%
10	NACIONAL DE SEGUROS DE PANAMÁ Y CENTROAMÉRICA	641.03	0.1%	12	0.00	0.0%	0.0%
11	GENERAL DE SEGUROS, S.A.	0.00	0.0%	13	0.00	0.0%	0.0%
12	ASEGURADORA DEL ISTMO, S.A. (ADISA)	0.00	0.0%	14	0.00	0.0%	0.0%
13	LA REGIONAL DE SEGUROS, S.A	0.00	0.0%	15	0.00	0.0%	0.0%
14	SEGUROS SURAMERICANA, S.A	0.00	0.0%	16	0.00	0.0%	0.0%
15	ASEGURADORA GLOBAL, S.A	0.00	0.0%	17	0.00	0.0%	0.0%
16	BUPA PANAMÁ, S.A.	0.00	0.0%	18	0.00	0.0%	0.0%
17	CHUBB SEGUROS PANAMA, S.A.	0.00	0.0%	19	0.00	0.0%	0.0%
18	LA FLORESTA DE SEGUROS Y VIDA, S.A	0.00	0.0%	20	0.00	0.0%	0.0%
19	MERCANTIL PANAMÁ SEGUROS, S.A	0.00	0.0%	21	0.00	0.0%	0.0%
20	PAN AMERICAN LIFE INSURANCE DE PANAMÁ, S.A	0.00	0.0%	22	0.00	0.0%	0.0%
21	SAGICOR PANAMÁ, S.A	0.00	0.0%	23	0.00	0.0%	0.0%
22	SEGUROS FEDPA, S.A	0.00	0.0%	24	0.00	0.0%	0.0%
23	VIVIR COMPAÑÍA DE SEGUROS, SA.	0.00	0.0%	25	0.00	0.0%	0.0%
24	WORLDWIDE MEDICAL ASSURANCE, LTD	0.00	0.0%	26	0.00	0.0%	0.0%
25	ACERTA SEGUROS	-30,627.01	-2.6%	6	9,148.50	1.2%	-29.9%
26	MAPFRE PANAMÁ, S.A	-34,228.32	-2.9%	1	382,450.58	50.1%	-1117.4%
TOTAL		\$1,170,734.22	100%		\$763,984.11	100%	65.3%



Superintendencia de Seguros y Reaseguros de Panamá

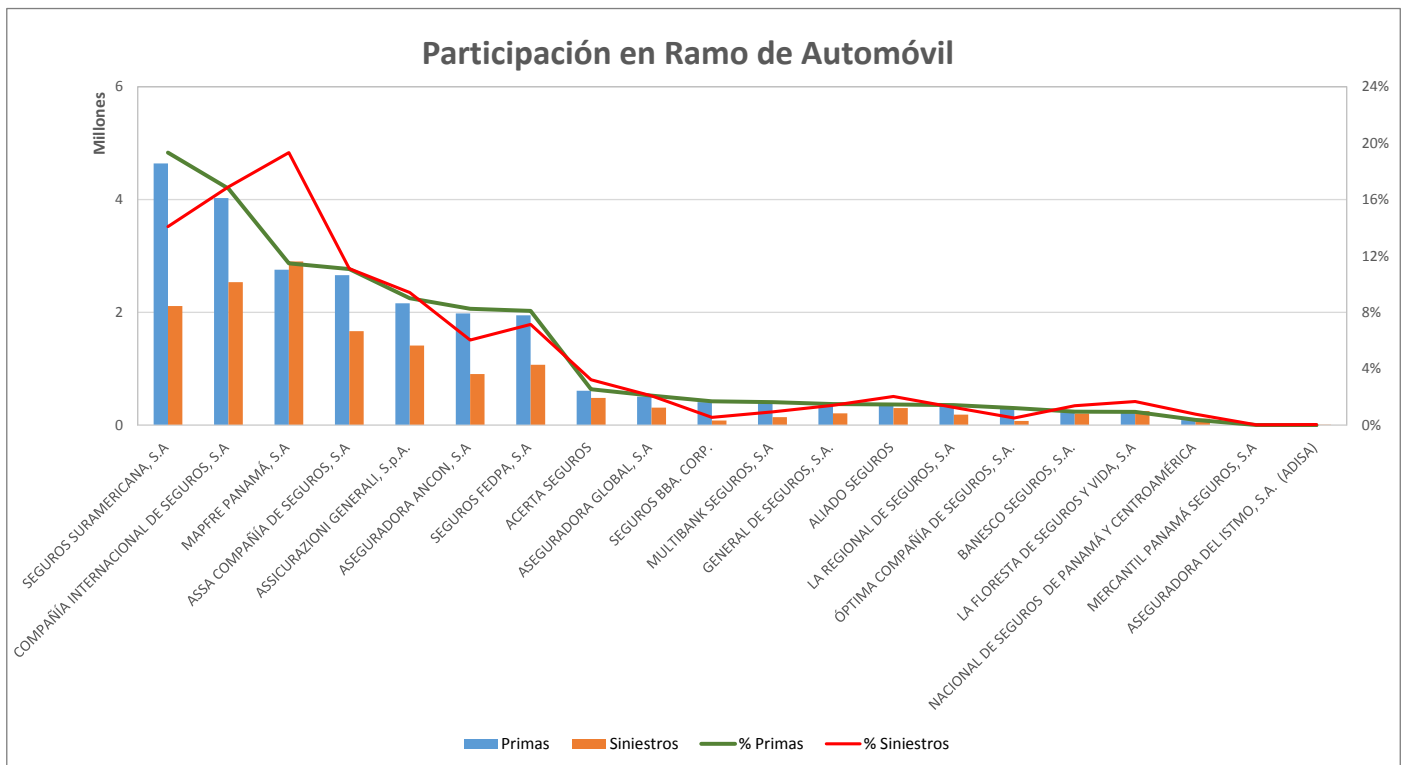
Participación de Mercado por Ramos



RAMO DE AUTOMÓVIL

AL MES DE ENERO DE 2017

#	Compañía de Seguros	Primas	% Primas	#	Siniestros	% Siniestros	Sinestralidad Promedio
1	SEGUROS SURAMERICANA, S.A	4,639,348.72	19.3%	3	2,113,476.38	14.1%	45.6%
2	COMPAÑÍA INTERNACIONAL DE SEGUROS, S.A	4,027,658.03	16.8%	2	2,537,276.96	16.9%	63.0%
3	MAPFRE PANAMÁ, S.A	2,756,564.03	11.5%	1	2,901,860.17	19.3%	105.3%
4	ASSA COMPAÑÍA DE SEGUROS, S.A	2,659,295.26	11.1%	4	1,666,427.78	11.1%	62.7%
5	ASSICURAZIONI GENERALI, S.p.A.	2,163,034.84	9.0%	5	1,412,721.83	9.4%	65.3%
6	ASEGURADORA ANCON, S.A	1,983,083.82	8.3%	7	906,727.96	6.0%	45.7%
7	SEGUROS FEDPA, S.A	1,947,575.10	8.1%	6	1,072,835.98	7.1%	55.1%
8	ACERTA SEGUROS	612,090.21	2.6%	8	483,729.21	3.2%	79.0%
9	ASEGURADORA GLOBAL, S.A	505,475.29	2.1%	9	314,195.06	2.1%	62.2%
10	SEGUROS BBA. CORP.	408,152.47	1.7%	17	83,920.49	0.6%	20.6%
11	MULTIBANK SEGUROS, S.A	392,156.74	1.6%	15	142,610.09	0.9%	36.4%
12	GENERAL DE SEGUROS, S.A.	361,450.61	1.5%	12	211,900.27	1.4%	58.6%
13	ALIADO SEGUROS	355,579.94	1.5%	10	306,560.70	2.0%	86.2%
14	LA REGIONAL DE SEGUROS, S.A	343,077.64	1.4%	14	189,542.30	1.3%	55.2%
15	ÓPTIMA COMPAÑÍA DE SEGUROS, S.A.	292,002.07	1.2%	18	76,743.15	0.5%	26.3%
16	BANESCO SEGUROS, S.A.	230,532.28	1.0%	13	208,532.68	1.4%	90.5%
17	LA FLORESTA DE SEGUROS Y VIDA, S.A	227,358.90	0.9%	11	253,002.50	1.7%	111.3%
18	NACIONAL DE SEGUROS DE PANAMÁ Y CENTROAMÉRICA	92,556.11	0.4%	16	117,305.83	0.8%	126.7%
19	MERCANTIL PANAMÁ SEGUROS, S.A	5,173.51	0.0%	20	4,881.34	0.0%	94.4%
20	ASEGURADORA DEL ISTMO, S.A. (ADISA)	0.00	0.0%	19	8,662.12	0.1%	#DIV/0!
21	BUPA PANAMÁ, S.A.	0.00	0.0%	21	0.00	0.0%	0.0%
22	CHUBB SEGUROS PANAMA, S.A.	0.00	0.0%	22	0.00	0.0%	0.0%
23	PAN AMERICAN LIFE INSURANCE DE PANAMÁ, S.A	0.00	0.0%	23	0.00	0.0%	0.0%
24	SAGICOR PANAMÁ, S.A	0.00	0.0%	24	0.00	0.0%	0.0%
25	VIVIR COMPAÑÍA DE SEGUROS, SA.	0.00	0.0%	25	0.00	0.0%	0.0%
26	WORLDWIDE MEDICAL ASSURANCE, LTD	0.00	0.0%	26	0.00	0.0%	0.0%
TOTAL		\$24,002,165.57	100%		\$15,012,912.80	100%	62.5%



Superintendencia de Seguros y Reaseguros de Panamá

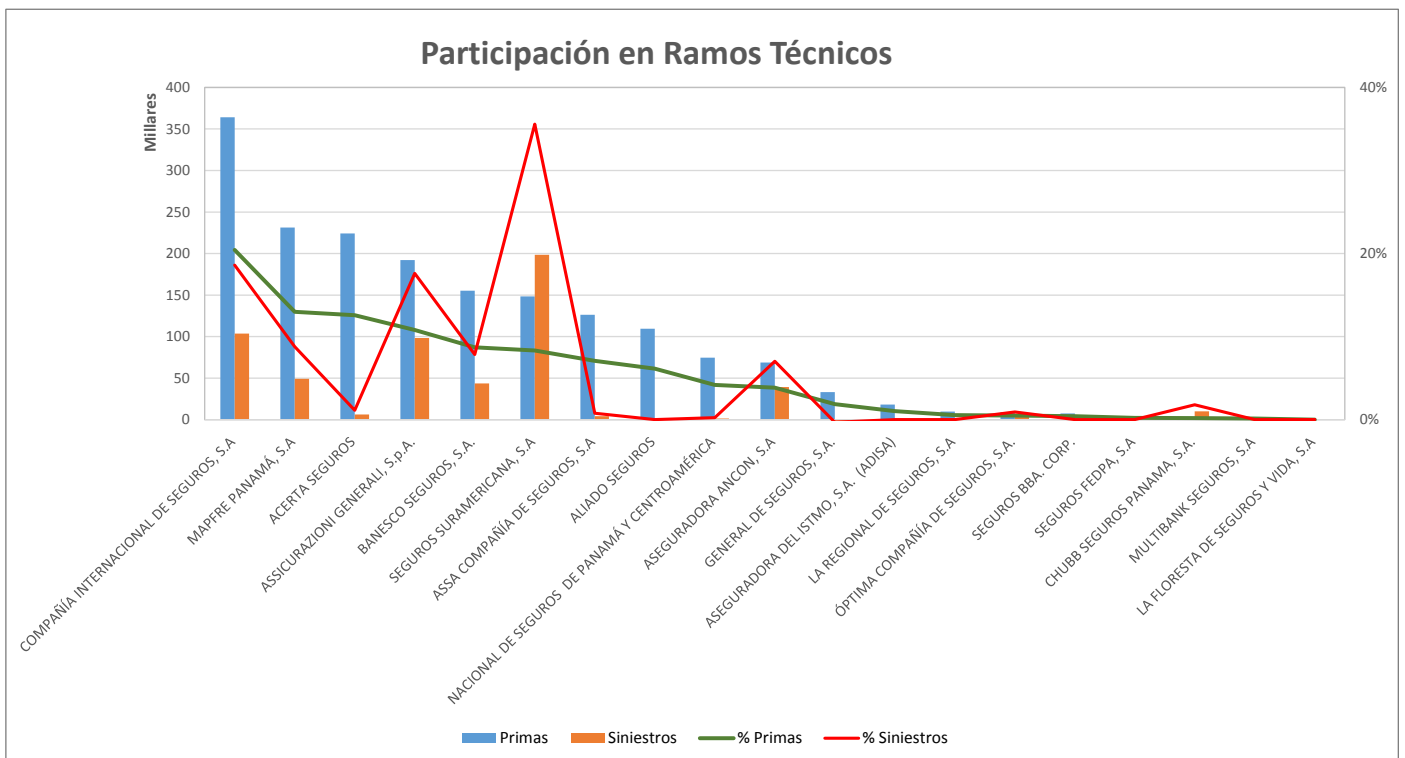
Participación de Mercado por Ramos



RAMO DE RAMOS TÉCNICOS

AL MES DE ENERO DE 2017

#	Compañía de Seguros	Primas	% Primas	#	Siniestros	% Siniestros	Sinistralidad Promedio
1	COMPAÑÍA INTERNACIONAL DE SEGUROS, S.A	364,021.96	20.4%	2	103,731.31	18.6%	28.5%
2	MAPFRE PANAMÁ, S.A	231,347.10	13.0%	4	49,071.91	8.8%	21.2%
3	ACERTA SEGUROS	224,082.80	12.6%	8	6,305.00	1.1%	2.8%
4	ASSICURAZIONI GENERALI, S.p.A.	192,102.11	10.8%	3	98,227.67	17.6%	51.1%
5	BANESCO SEGUROS, S.A.	155,295.99	8.7%	5	43,718.35	7.8%	28.2%
6	SEGUROS SURAMERICANA, S.A	148,402.48	8.3%	1	198,448.81	35.6%	133.7%
7	ASSA COMPAÑÍA DE SEGUROS, S.A	126,298.37	7.1%	10	4,271.36	0.8%	3.4%
8	ALIADO SEGUROS	109,404.05	6.1%	12	0.00	0.0%	0.0%
9	NACIONAL DE SEGUROS DE PANAMÁ Y CENTROAMÉRICA	74,708.39	4.2%	11	1,297.94	0.2%	1.7%
10	ASEGURADORA ANCON, S.A	68,809.40	3.9%	6	39,229.93	7.0%	57.0%
11	GENERAL DE SEGUROS, S.A.	33,153.74	1.9%	26	-1,750.00	-0.3%	0.0%
12	ASEGURADORA DEL ISTMO, S.A. (ADISA)	18,226.95	1.0%	13	0.00	0.0%	0.0%
13	LA REGIONAL DE SEGUROS, S.A	9,730.73	0.5%	14	0.00	0.0%	0.0%
14	ÓPTIMA COMPAÑÍA DE SEGUROS, S.A.	8,918.46	0.5%	9	5,184.98	0.9%	58.1%
15	SEGUROS BBA. CORP.	7,558.54	0.4%	15	0.00	0.0%	0.0%
16	SEGUROS FEDPA, S.A	3,643.70	0.2%	16	0.00	0.0%	0.0%
17	CHUBB SEGUROS PANAMA, S.A.	3,208.02	0.2%	7	9,992.39	1.8%	311.5%
18	MULTIBANK SEGUROS, S.A	2,485.26	0.1%	17	0.00	0.0%	0.0%
19	LA FLORESTA DE SEGUROS Y VIDA, S.A	0.00	0.0%	18	0.00	0.0%	0.0%
20	ASEGURADORA GLOBAL, S.A	0.00	0.0%	19	0.00	0.0%	0.0%
21	BUPA PANAMÁ, S.A.	0.00	0.0%	20	0.00	0.0%	0.0%
22	MERCANTIL PANAMÁ SEGUROS, S.A	0.00	0.0%	21	0.00	0.0%	0.0%
23	PAN AMERICAN LIFE INSURANCE DE PANAMÁ, S.A	0.00	0.0%	22	0.00	0.0%	0.0%
24	SAGICOR PANAMÁ, S.A	0.00	0.0%	23	0.00	0.0%	0.0%
25	VIVIR COMPAÑÍA DE SEGUROS, SA.	0.00	0.0%	24	0.00	0.0%	0.0%
26	WORLDWIDE MEDICAL ASSURANCE, LTD	0.00	0.0%	25	0.00	0.0%	0.0%
TOTAL		\$1,781,398.05	100%		\$557,729.65	100%	31.3%



Superintendencia de Seguros y Reaseguros de Panamá

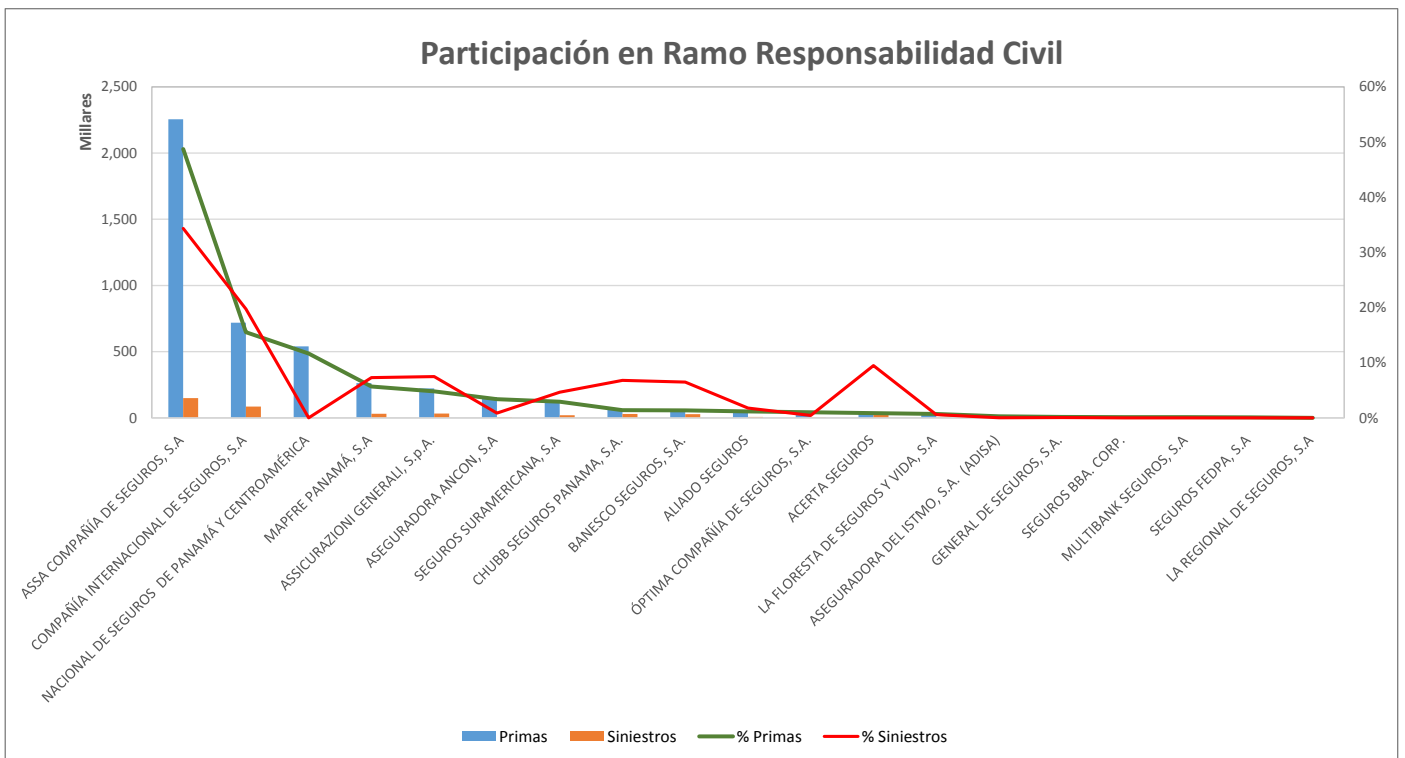
Participación de Mercado por Ramos



RAMO DE RESPONSABILIDAD CIVIL

AL MES DE ENERO DE 2017

#	Compañía de Seguros	Primas	% Primas	#	Siniestros	% Siniestros	Sinestralidad Promedio
1	ASSA COMPAÑÍA DE SEGUROS, S.A	2,255,866.78	48.7%	1	149,060.90	34.3%	6.6%
2	COMPAÑÍA INTERNACIONAL DE SEGUROS, S.A	718,458.61	15.5%	2	85,766.01	19.8%	11.9%
3	NACIONAL DE SEGUROS DE PANAMÁ Y CENTROAMÉRICA	539,374.80	11.7%	15	0.00	0.0%	0.0%
4	MAPFRE PANAMÁ, S.A	263,050.92	5.7%	5	31,586.63	7.3%	12.0%
5	ASSICURAZIONI GENERALI, S.p.A.	222,255.28	4.8%	4	32,495.25	7.5%	14.6%
6	ASEGURADORA ANCON, S.A	156,472.46	3.4%	10	3,707.96	0.9%	2.4%
7	SEGUROS SURAMERICANA, S.A	135,374.13	2.9%	8	20,246.89	4.7%	15.0%
8	CHUBB SEGUROS PANAMA, S.A.	64,376.07	1.4%	6	29,431.30	6.8%	45.7%
9	BANESCO SEGUROS, S.A.	62,638.79	1.4%	7	28,236.04	6.5%	45.1%
10	ALIADO SEGUROS	53,561.63	1.2%	9	7,716.55	1.8%	14.4%
11	ÓPTIMA COMPAÑÍA DE SEGUROS, S.A.	47,332.87	1.0%	12	1,815.60	0.4%	3.8%
12	ACERTA SEGUROS	40,398.67	0.9%	3	41,208.93	9.5%	102.0%
13	LA FLORESTA DE SEGUROS Y VIDA, S.A	32,386.00	0.7%	11	2,601.40	0.6%	8.0%
14	ASEGURADORA DEL ISTMO, S.A. (ADISA)	13,919.37	0.3%	14	7.60	0.0%	0.1%
15	GENERAL DE SEGUROS, S.A.	7,678.76	0.2%	13	273.92	0.1%	3.6%
16	SEGUROS BBA. CORP.	6,295.00	0.1%	16	0.00	0.0%	0.0%
17	MULTIBANK SEGUROS, S.A	5,874.07	0.1%	17	0.00	0.0%	0.0%
18	SEGUROS FEDPA, S.A	4,462.35	0.1%	18	0.00	0.0%	0.0%
19	LA REGIONAL DE SEGUROS, S.A	0.00	0.0%	19	0.00	0.0%	0.0%
20	ASEGURADORA GLOBAL, S.A	0.00	0.0%	20	0.00	0.0%	0.0%
21	BUPA PANAMÁ, S.A.	0.00	0.0%	21	0.00	0.0%	0.0%
22	MERCANTIL PANAMÁ SEGUROS, S.A	0.00	0.0%	22	0.00	0.0%	0.0%
23	PAN AMERICAN LIFE INSURANCE DE PANAMÁ, S.A	0.00	0.0%	23	0.00	0.0%	0.0%
24	SAGICOR PANAMÁ, S.A	0.00	0.0%	24	0.00	0.0%	0.0%
25	VIVIR COMPAÑÍA DE SEGUROS, SA.	0.00	0.0%	25	0.00	0.0%	0.0%
26	WORLDWIDE MEDICAL ASSURANCE, LTD	0.00	0.0%	26	0.00	0.0%	0.0%
TOTAL		\$4,629,776.56	100%		\$434,154.98	100%	9.4%



Superintendencia de Seguros y Reaseguros de Panamá

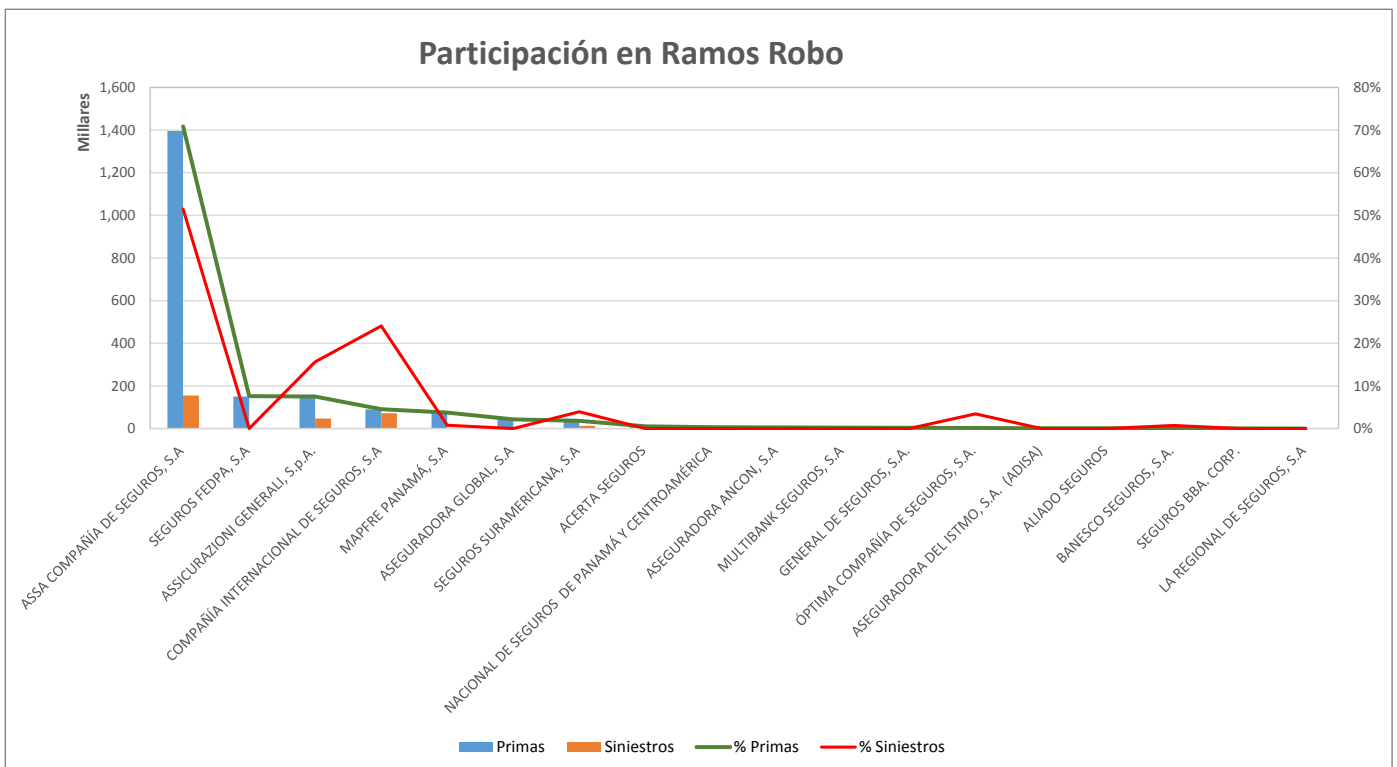
Participación de Mercado por Ramos



RAMO DE ROBO

AL MES DE ENERO DE 2017

#	Compañía de Seguros	Primas	% Primas	#	Siniestros	% Siniestros	Sinestralidad Promedio
1	ASSA COMPAÑÍA DE SEGUROS, S.A	1,395,317.11	70.8%	1	154,680.96	51.5%	11.1%
2	SEGUROS FEDPA, S.A	149,993.75	7.6%	8	0.00	0.0%	0.0%
3	ASSICURAZIONI GENERALI, S.p.A.	147,975.50	7.5%	3	46,948.97	15.6%	31.7%
4	COMPAÑÍA INTERNACIONAL DE SEGUROS, S.A	89,403.34	4.5%	2	72,286.33	24.0%	80.9%
5	MAPFRE PANAMÁ, S.A	73,482.10	3.7%	6	2,267.83	0.8%	3.1%
6	ASEGURADORA GLOBAL, S.A	42,230.45	2.1%	9	0.00	0.0%	0.0%
7	SEGUROS SURAMERICANA, S.A	35,344.01	1.8%	4	11,900.34	4.0%	33.7%
8	ACERTA SEGUROS	10,492.57	0.5%	10	0.00	0.0%	0.0%
9	NACIONAL DE SEGUROS DE PANAMÁ Y CENTROAMÉRICA	6,302.99	0.3%	11	0.00	0.0%	0.0%
10	ASEGURADORA ANCON, S.A	5,322.92	0.3%	12	0.00	0.0%	0.0%
11	MULTIBANK SEGUROS, S.A	4,611.31	0.2%	13	0.00	0.0%	0.0%
12	GENERAL DE SEGUROS, S.A.	3,608.40	0.2%	14	0.00	0.0%	0.0%
13	ÓPTIMA COMPAÑÍA DE SEGUROS, S.A.	2,690.80	0.1%	5	10,373.75	3.5%	385.5%
14	ASEGURADORA DEL ISTMO, S.A. (ADISA)	1,194.24	0.1%	15	0.00	0.0%	0.0%
15	ALIADO SEGUROS	953.14	0.0%	16	0.00	0.0%	0.0%
16	BANESCO SEGUROS, S.A.	568.34	0.0%	7	2,136.09	0.7%	375.8%
17	SEGUROS BBA. CORP.	171.88	0.0%	17	0.00	0.0%	0.0%
18	LA REGIONAL DE SEGUROS, S.A	0.00	0.0%	18	0.00	0.0%	0.0%
19	BUPA PANAMÁ, S.A.	0.00	0.0%	19	0.00	0.0%	0.0%
20	CHUBB SEGUROS PANAMA, S.A.	0.00	0.0%	20	0.00	0.0%	0.0%
21	LA FLORESTA DE SEGUROS Y VIDA, S.A	0.00	0.0%	21	0.00	0.0%	0.0%
22	MERCANTIL PANAMÁ SEGUROS, S.A	0.00	0.0%	22	0.00	0.0%	0.0%
23	PAN AMERICAN LIFE INSURANCE DE PANAMÁ, S.A	0.00	0.0%	23	0.00	0.0%	0.0%
24	SAGICOR PANAMÁ, S.A	0.00	0.0%	24	0.00	0.0%	0.0%
25	VIVIR COMPAÑÍA DE SEGUROS, SA.	0.00	0.0%	25	0.00	0.0%	0.0%
26	WORLDWIDE MEDICAL ASSURANCE, LTD	0.00	0.0%	26	0.00	0.0%	0.0%
TOTAL		\$1,969,662.85	100%		\$300,594.27	100%	15.3%



Superintendencia de Seguros y Reaseguros de Panamá

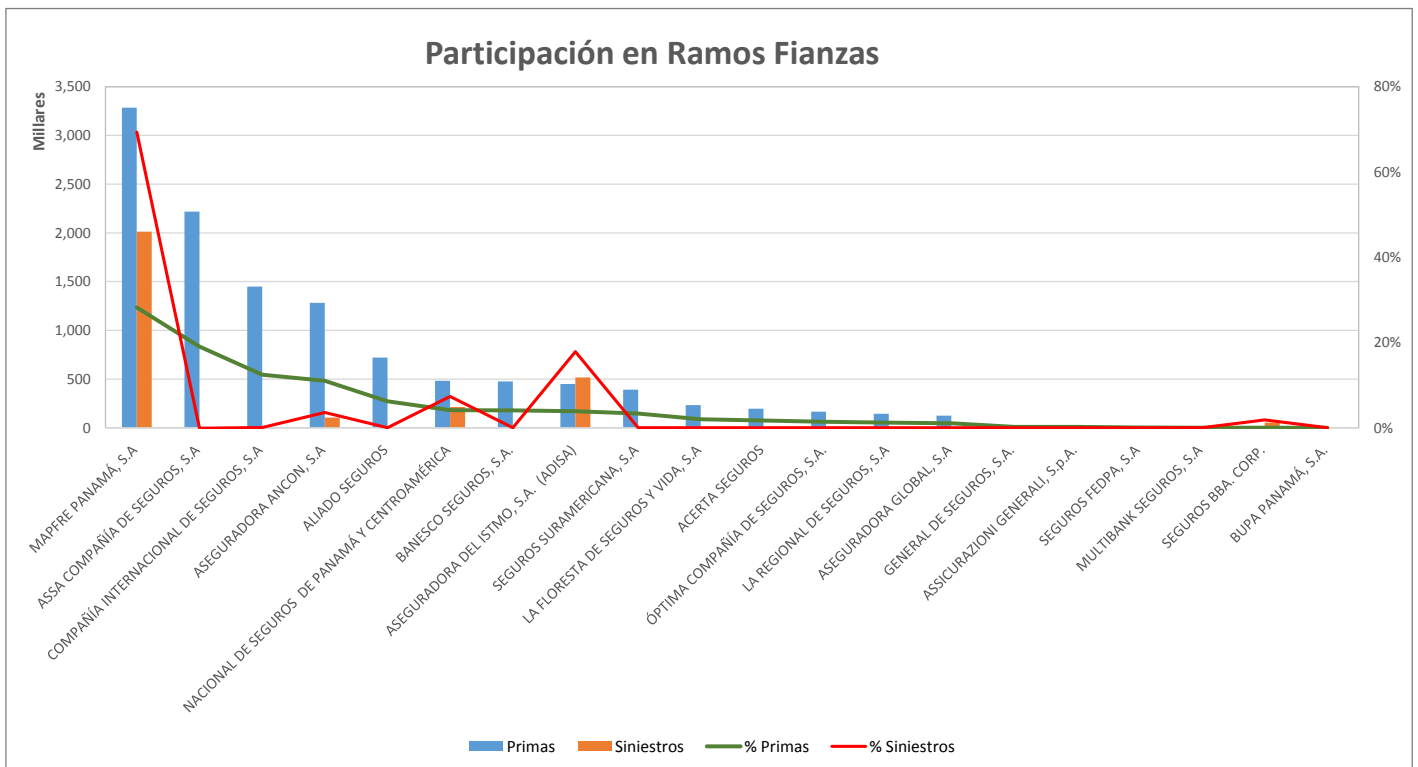
Participación de Mercado por Ramos



RAMO DE FIANZAS

AL MES DE ENERO DE 2017

#	Compañía de Seguros	Primas	% Primas	#	Siniestros	% Siniestros	Sinestralidad Promedio
1	MAPFRE PANAMÁ, S.A	3,285,577.03	28.2%	1	2,011,763.19	69.4%	61.2%
2	ASSA COMPAÑÍA DE SEGUROS, S.A	2,218,639.35	19.1%	26	-2,839.97	-0.1%	0.0%
3	COMPAÑÍA INTERNACIONAL DE SEGUROS, S.A	1,449,038.92	12.4%	6	1,546.07	0.1%	0.1%
4	ASEGURADORA ANCON, S.A	1,281,367.29	11.0%	4	104,254.92	3.6%	8.1%
5	ALIADO SEGUROS	721,726.39	6.2%	9	0.00	0.0%	0.0%
6	NACIONAL DE SEGUROS DE PANAMÁ Y CENTROAMÉRICA	481,524.25	4.1%	3	213,845.67	7.4%	44.4%
7	BANESCO SEGUROS, S.A.	476,550.37	4.1%	10	0.00	0.0%	0.0%
8	ASEGURADORA DEL ISTMO, S.A. (ADISA)	450,397.94	3.9%	2	517,320.46	17.8%	114.9%
9	SEGUROS SURAMERICANA, S.A	390,706.56	3.4%	8	97.54	0.0%	0.0%
10	LA FLORESTA DE SEGUROS Y VIDA, S.A	233,437.00	2.0%	11	0.00	0.0%	0.0%
11	ACERTA SEGUROS	196,322.61	1.7%	7	428.00	0.0%	0.2%
12	ÓPTIMA COMPAÑÍA DE SEGUROS, S.A.	165,109.70	1.4%	12	0.00	0.0%	0.0%
13	LA REGIONAL DE SEGUROS, S.A	143,876.83	1.2%	13	0.00	0.0%	0.0%
14	ASEGURADORA GLOBAL, S.A	125,417.79	1.1%	14	0.00	0.0%	0.0%
15	GENERAL DE SEGUROS, S.A.	26,964.94	0.2%	15	0.00	0.0%	0.0%
16	ASSICURAZIONI GENERALI, S.p.A.	23,493.87	0.2%	16	0.00	0.0%	0.0%
17	SEGUROS FEDPA, S.A	9,636.83	0.1%	17	0.00	0.0%	0.0%
18	MULTIBANK SEGUROS, S.A	2,489.21	0.0%	18	0.00	0.0%	0.0%
19	SEGUROS BBA. CORP.	1,638.23	0.0%	5	53,997.97	1.9%	3296.1%
20	BUPA PANAMÁ, S.A.	0.00	0.0%	19	0.00	0.0%	0.0%
21	PAN AMERICAN LIFE INSURANCE DE PANAMÁ, S.A	0.00	0.0%	20	0.00	0.0%	0.0%
22	SAGICOR PANAMÁ, S.A	0.00	0.0%	21	0.00	0.0%	0.0%
23	VIVIR COMPAÑÍA DE SEGUROS, SA.	0.00	0.0%	22	0.00	0.0%	0.0%
24	WORLDWIDE MEDICAL ASSURANCE, LTD	0.00	0.0%	23	0.00	0.0%	0.0%
25	MERCANTIL PANAMÁ SEGUROS, S.A	0.00	0.0%	24	0.00	0.0%	0.0%
26	CHUBB SEGUROS PANAMA, S.A.	-42,431.00	-0.4%	25	0.00	0.0%	0.0%
TOTAL		\$11,641,484.11	100%		\$2,900,413.85	100%	24.9%



Superintendencia de Seguros y Reaseguros de Panamá

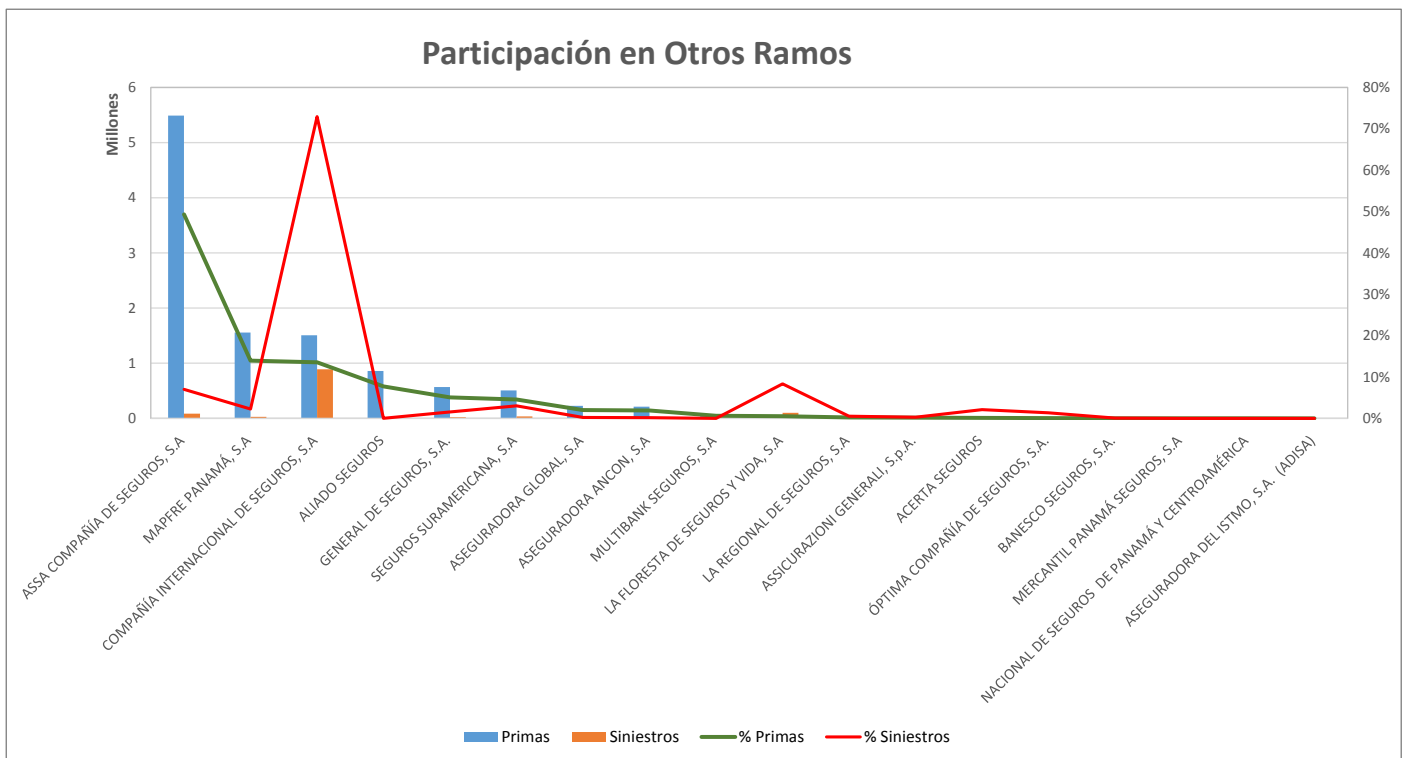
Participación de Mercado por Ramos



OTROS RAMOS

AL MES DE ENERO DE 2017

#	Compañía de Seguros	Primas	% Primas	#	Siniestros	% Siniestros	Sinestralidad Promedio
1	ASSA COMPAÑÍA DE SEGUROS, S.A	5,491,500.74	49.3%	3	85,992.00	7.0%	1.6%
2	MAPFRE PANAMÁ, S.A	1,555,547.29	14.0%	5	27,894.91	2.3%	1.8%
3	COMPAÑÍA INTERNACIONAL DE SEGUROS, S.A	1,506,585.25	13.5%	1	890,711.97	72.9%	59.1%
4	ALIADO SEGUROS	859,408.58	7.7%	14	200.00	0.0%	0.0%
5	GENERAL DE SEGUROS, S.A.	566,794.12	5.1%	7	19,083.50	1.6%	3.4%
6	SEGUROS SURAMERICANA, S.A	508,900.56	4.6%	4	36,888.57	3.0%	7.2%
7	ASEGURADORA GLOBAL, S.A	226,663.54	2.0%	11	2,626.63	0.2%	1.2%
8	ASEGURADORA ANCON, S.A	212,719.72	1.9%	12	2,299.92	0.2%	1.1%
9	MULTIBANK SEGUROS, S.A	72,731.03	0.7%	15	0.00	0.0%	0.0%
10	LA FLORESTA DE SEGUROS Y VIDA, S.A	60,936.10	0.5%	2	101,842.10	8.3%	167.1%
11	LA REGIONAL DE SEGUROS, S.A	25,523.81	0.2%	9	6,755.85	0.6%	26.5%
12	ASSICURAZIONI GENERALI, S.p.A.	19,619.27	0.2%	10	3,168.07	0.3%	16.1%
13	ACERTA SEGUROS	14,217.18	0.1%	6	26,045.47	2.1%	183.2%
14	ÓPTIMA COMPAÑÍA DE SEGUROS, S.A.	8,591.00	0.1%	8	16,531.12	1.4%	192.4%
15	BANESCO SEGUROS, S.A.	1,959.00	0.0%	13	1,059.99	0.1%	54.1%
16	MERCANTIL PANAMÁ SEGUROS, S.A	1,953.02	0.0%	16	0.00	0.0%	0.0%
17	NACIONAL DE SEGUROS DE PANAMÁ Y CENTROAMÉRICA	1,468.76	0.0%	17	0.00	0.0%	0.0%
18	ASEGURADORA DEL ISTMO, S.A. (ADISA)	0.00	0.0%	18	0.00	0.0%	0.0%
19	BUPA PANAMÁ, S.A.	0.00	0.0%	19	0.00	0.0%	0.0%
20	CHUBB SEGUROS PANAMA, S.A.	0.00	0.0%	20	0.00	0.0%	0.0%
21	PAN AMERICAN LIFE INSURANCE DE PANAMÁ, S.A	0.00	0.0%	21	0.00	0.0%	0.0%
22	SAGICOR PANAMÁ, S.A	0.00	0.0%	22	0.00	0.0%	0.0%
23	SEGUROS BBA. CORP.	0.00	0.0%	23	0.00	0.0%	0.0%
24	SEGUROS FEDPA, S.A	0.00	0.0%	24	0.00	0.0%	0.0%
25	VIVIR COMPAÑÍA DE SEGUROS, SA.	0.00	0.0%	25	0.00	0.0%	0.0%
26	WORLDWIDE MEDICAL ASSURANCE, LTD	0.00	0.0%	26	0.00	0.0%	0.0%
TOTAL		\$11,135,118.97	100%		\$1,221,100.10	100%	11.0%



SUPERINTENDENCIA DE SEGUROS Y REASEGUROS DE PANAMA
Cuadro 01. PRIMAS SUSCRITAS DE SEGURO DIRECTO TOTALES LOCAL Y EXTERIOR
AL MES DE ENERO DE 2017

Compañía de Seguros	TOTAL	Vida Individual	Accidentes Personales	Salud	Colectivo de Vida	Incendio	Multirisgo	Transporte de Carga	Casco	Automóvil	Ramos Técnicos	Responsabilidad Civil	Robo	Fianzas	Otros Ramos
ACERTA SEGUROS	1,434,012.24	64,086.56	4,320.93	134,674.85	33,751.82	77,753.53	8,608.42	43,839.10	(30,627.01)	612,090.21	224,082.80	40,398.67	10,492.57	196,322.61	14,217.18
ALIADO SEGUROS	2,371,938.02	-	12,862.08	-	71,022.40	151,178.03	9,707.17	5,552.53	20,982.08	355,579.94	109,404.05	53,561.63	953.14	721,726.39	859,408.58
ASEGURADORA ANCON, S.A	5,698,765.26	20,935.71	23,369.66	990,900.80	322,498.91	511,011.36	27,889.19	90,052.20	4,331.82	1,983,083.82	68,809.40	156,472.46	5,322.92	1,281,367.29	212,719.72
ASEGURADORA DEL ISTMO, S.A. (ADISA)	620,336.74	40,553.65	3,167.58	91,589.58	(763.94)	1,801.37	-	250.00	-	-	18,226.95	13,919.37	1,194.24	450,397.94	-
ASEGURADORA GLOBAL, S.A	1,942,123.70	44,915.15	27,407.71	-	839,758.53	130,255.24	-	-	-	505,475.29	-	-	42,230.45	125,417.79	226,663.54
ASSA COMPAÑÍA DE SEGUROS, S.A	31,827,165.86	2,094,699.06	242,397.56	3,502,267.17	2,640,999.77	8,326,388.14	69,211.90	469,951.10	334,333.55	2,659,295.26	126,298.37	2,255,866.78	1,395,317.11	2,218,639.35	5,491,500.74
ASSICURAZIONI GENERALI, S.p.A.	8,778,357.38	2,070,947.19	90,454.95	1,226,849.37	821,919.66	1,248,400.18	293,754.31	168,095.43	89,455.42	2,163,034.84	192,102.11	222,255.28	147,975.50	23,493.87	19,619.27
BANESCO SEGUROS, S.A.	1,726,795.55	102,695.34	3,699.08	42,689.37	413,929.82	92,918.69	44,171.55	18,787.79	80,359.14	230,532.28	155,295.99	62,638.79	568.34	476,550.37	1,959.00
BUPA PANAMÁ, S.A.	469,985.34	-	-	469,985.34	-	-	-	-	-	-	-	-	-	-	-
CHUBB SEGUROS PANAMA, S.A.	304,599.03	-	79,152.16	-	1,414.88	152,607.74	24,971.70	21,299.46	-	-	3,208.02	64,376.07	-	(42,431.00)	-
COMPAÑÍA INTERNACIONAL DE SEGUROS, S.A	19,118,198.32	1,989,539.99	236,623.13	3,660,795.01	2,379,950.07	1,324,973.66	96,922.06	632,203.06	642,025.23	4,027,658.03	364,021.96	718,458.61	89,403.34	1,449,038.92	1,506,585.25
GENERAL DE SEGUROS, S.A.	2,946,571.97	-	630.30	-	1,544,484.84	372,847.56	5,236.38	23,722.32	-	361,450.61	33,153.74	7,678.76	3,608.40	26,964.94	566,794.12
LA FLORESTA DE SEGUROS Y VIDA, S.A	785,595.70	10,300.50	3,458.40	117,135.40	13,994.60	69,550.80	-	17,038.00	-	227,358.90	-	32,386.00	-	233,437.00	60,936.10
LA REGIONAL DE SEGUROS, S.A	587,804.77	6,224.05	1,203.66	-	10,879.72	33,811.42	13,476.91	-	-	343,077.64	9,730.73	-	-	143,876.83	25,523.81
MAPFRE PANAMÁ, S.A	17,935,038.52	2,187,174.64	58,501.09	4,318,471.23	2,170,168.29	928,728.32	-	140,654.80	(34,228.32)	2,756,564.03	231,347.10	263,050.92	73,482.10	3,285,577.03	1,555,547.29
MERCANTIL PANAMÁ SEGUROS, S.A	192,073.71	6,731.77	2,154.45	177,558.53	-	-	(1,497.57)	-	-	5,173.51	-	-	-	-	1,953.02
MULTIBANK SEGUROS, S.A	1,124,942.73	14,400.53	17,187.21	-	487,199.90	120,530.82	2,864.08	408.55	2,004.02	392,156.74	2,485.26	5,874.07	4,611.31	2,489.21	72,731.03
NACIONAL DE SEGUROS DE PANAMÁ Y CENTROAMÉRICA	1,708,048.51	31,532.24	71,290.05	-	29,705.74	387,759.95	-	(8,815.80)	641.03	92,556.11	74,708.39	539,374.80	6,302.99	481,524.25	1,468.76
ÓPTIMA COMPAÑÍA DE SEGUROS, S.A.	805,029.76	-	46,589.67	-	26,961.48	109,218.61	11,076.53	56,239.21	30,299.36	292,002.07	8,918.46	47,332.87	2,690.80	165,109.70	8,591.00
PAN AMERICAN LIFE INSURANCE DE PANAMÁ, S.A	13,158,256.52	2,467,618.98	129,537.22	8,099,798.34	2,461,301.98	-	-	-	-	-	-	-	-	-	-
SAGICOR PANAMÁ, S.A	259,725.72	20,365.00	535.00	213,325.72	25,500.00	-	-	-	-	-	-	-	-	-	-
SEGUROS BBA. CORP.	480,736.82	2,194.22	855.61	-	2,670.35	19,305.59	-	737.03	31,157.90	408,152.47	7,558.54	6,295.00	171.88	1,638.23	-
SEGUROS FEDPA, S.A	2,627,012.30	2,239.36	87,716.63	9,924.86	379,121.96	14,069.65	10,608.21	8,019.90	-	1,947,575.10	3,643.70	4,462.35	149,993.75	9,636.83	-
SEGUROS SURAMERICANA, S.A	11,693,217.25	1,815,472.13	565,236.27	32,983.53	1,820,741.71	1,307,585.11	-	293,122.04	-	4,639,348.72	148,402.48	135,374.13	35,344.01	390,706.56	508,900.56
VIVIR COMPAÑÍA DE SEGUROS, SA.	626,928.41	-	145.82	533,333.88	93,448.71	-	-	-	-	-	-	-	-	-	-
WORLDWIDE MEDICAL ASSURANCE, LTD	1,391,619.82	93,524.26	12.57	1,272,663.42	25,419.57	-	-	-	-	-	-	-	-	-	-
TOTAL	130,614,879.95	13,086,150.33	1,708,508.79	24,894,946.40	16,616,080.77	15,380,695.77	617,000.84	1,981,156.72	1,170,734.22	24,002,165.57	1,781,398.05	4,629,776.56	1,969,662.85	11,641,484.11	11,135,118.97



SUPERINTENDENCIA DE SEGUROS Y REASEGUROS DE PANAMA
Cuadro 02. SINIESTROS PAGADOS DE SEGURO DIRECTO TOTALES LOCAL Y EXTERIOR
AL MES DE ENERO DE 2017

Compañía de Seguros	TOTAL	Vida Individual	Accidentes Personales	Salud	Colectivo de Vida	Incendio	Multirisgo	Transporte de Carga	Casco	Automóvil	Ramos Técnicos	Responsabilidad Civil	Robo	Fianzas	Otros Ramos
ACERTA SEGUROS	827,031.30	-	4,418.51	113,561.33	1,109.87	74,142.12	9,474.93	57,459.43	9,148.50	483,729.21	6,305.00	41,208.93	-	428.00	26,045.47
ALIADO SEGUROS	842,161.02	-	156.45	-	13,639.60	507,766.70	4,833.70	1,287.32	-	306,560.70	-	7,716.55	-	-	200.00
ASEGURADORA ANCON, S.A	2,259,602.38	40,000.00	14,627.54	832,825.68	273,282.54	20,537.12	-	21,044.31	1,064.50	906,727.96	39,229.93	3,707.96	-	104,254.92	2,299.92
ASEGURADORA DEL ISTMO, S.A. (ADISA)	600,775.10	-	619.12	72,962.37	7.32	1,196.11	-	-	-	8,662.12	-	7.60	-	517,320.46	-
ASEGURADORA GLOBAL, S.A	457,162.49	-	96.93	-	139,144.82	1,099.05	-	-	-	314,195.06	-	-	-	-	2,626.63
ASSA COMPAÑÍA DE SEGUROS, S.A	6,560,300.58	13,847.96	59,427.85	2,526,095.26	809,777.81	421,480.45	30,954.89	350,927.11	290,196.22	1,666,427.78	4,271.36	149,060.90	154,680.96	(2,839.97)	85,992.00
ASSICURAZIONI GENERALI, S.p.A.	4,641,431.23	1,737,343.65	66,558.93	853,119.72	184,072.04	129,999.63	36,417.02	20,358.45	20,000.00	1,412,721.83	98,227.67	32,495.25	46,948.97	-	3,168.07
BANESCO SEGUROS, S.A.	484,729.48	-	3.66	21,067.87	147,797.83	2,896.60	29,199.76	80.61	-	208,532.68	43,718.35	28,236.04	2,136.09	-	1,059.99
BUPA PANAMÁ, S.A.	164,763.66	-	-	164,763.66	-	-	-	-	-	-	-	-	-	-	-
CHUBB SEGUROS PANAMA, S.A.	39,673.69	-	250.00	-	-	-	-	-	-	-	9,992.39	29,431.30	-	-	-
COMPAÑÍA INTERNACIONAL DE SEGUROS, S.A	8,115,650.55	649,704.37	118,412.63	2,786,638.91	366,861.53	195,993.24	10,140.41	284,025.62	12,555.19	2,537,276.96	103,731.31	85,766.01	72,286.33	1,546.07	890,711.97
GENERAL DE SEGUROS, S.A.	527,117.02	-	303.54	-	271,234.28	26,297.59	(226.08)	-	-	211,900.27	(1,750.00)	273.92	-	-	19,083.50
LA FLORESTA DE SEGUROS Y VIDA, S.A	1,903,697.90	-	173.80	58,577.30	(10,200.00)	1,497,700.80	-	-	-	253,002.50	-	2,601.40	-	-	101,842.10
LA REGIONAL DE SEGUROS, S.A	196,298.15	-	-	-	-	-	-	-	-	189,542.30	-	-	-	-	6,755.85
MAPFRE PANAMÁ, S.A	12,321,092.89	1,304,774.84	86,585.58	3,124,201.11	1,248,217.94	1,021,489.04	-	128,929.16	382,450.58	2,901,860.17	49,071.91	31,586.63	2,267.83	2,011,763.19	27,894.91
MERCANTIL PANAMÁ SEGUROS, S.A	21,717.27	-	-	16,835.93	-	-	-	-	-	4,881.34	-	-	-	-	-
MULTIBANK SEGUROS, S.A	212,976.13	-	-	-	-	70,366.04	-	-	-	142,610.09	-	-	-	-	-
NACIONAL DE SEGUROS DE PANAMÁ Y CENTROAMÉRICA	337,075.72	-	-	-	1,555.31	3,070.97	-	-	-	117,305.83	1,297.94	-	-	213,845.67	-
ÓPTIMA COMPAÑÍA DE SEGUROS, S.A.	3,666,388.02	-	14,000.41	-	17,442.26	3,459,956.36	14,740.66	1,030.61	48,569.12	76,743.15	5,184.98	1,815.60	10,373.75	-	16,531.12
PAN AMERICAN LIFE INSURANCE DE PANAMÁ, S.A	3,536,901.01	37,646.98	17,116.94	3,257,306.55	224,830.54	-	-	-	-	-	-	-	-	-	-
SAGICOR PANAMÁ, S.A	164,931.67	-	293.89	159,637.78	5,000.00	-	-	-	-	-	-	-	-	-	-
SEGUROS BBA. CORP.	139,828.55	-	165.00	-	845.09	900.00	-	-	-	83,920.49	-	-	-	53,997.97	-
SEGUROS FEDPA, S.A	1,345,838.26	-	39,265.50	-	204,899.64	-	21,869.14	6,968.00	-	1,072,835.98	-	-	-	-	-
SEGUROS SURAMERICANA, S.A	6,199,786.72	268,720.87	5,861.78	-	717,249.61	2,824,800.97	-	2,094.96	-	2,113,476.38	198,448.81	20,246.89	11,900.34	97.54	36,888.57
VIVIR COMPAÑÍA DE SEGUROS, SA.	534,668.10	-	-	533,165.47	1,502.63	-	-	-	-	-	-	-	-	-	-
WORLDWIDE MEDICAL ASSURANCE, LTD	1,881,922.06	10,000.00	-	1,871,922.06	-	-	-	-	-	-	-	-	-	-	-
TOTAL	57,983,520.95	4,062,038.67	428,338.06	16,392,681.00	4,618,270.66	10,259,692.79	157,404.43	874,205.58	763,984.11	15,012,912.80	557,729.65	434,154.98	300,594.27	2,900,413.85	1,221,100.10