

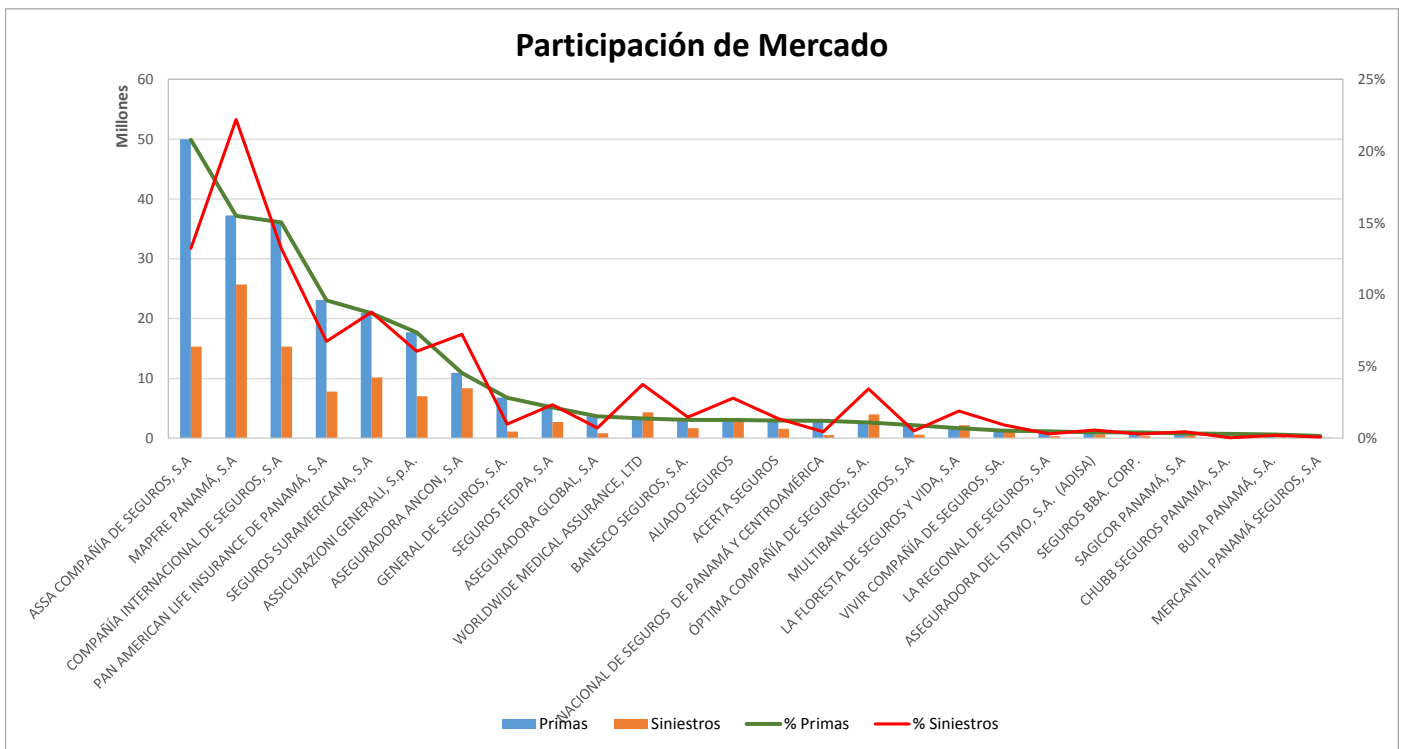
Superintendencia de Seguros y Reaseguros de Panamá

Participación de Mercado por Ramos



PARTICIPACION DE MERCADO AL MES DE FEBRERO DE 2017

#	Compañía de Seguros	Primas	% Primas	#	Siniestros	% Siniestros	Sinestralidad Promedio
1	ASSA COMPAÑÍA DE SEGUROS, S.A	49,999,713.33	20.8%	3	15,305,820.08	13.2%	30.6%
2	MAPFRE PANAMÁ, S.A	37,256,891.31	15.5%	1	25,704,720.23	22.2%	69.0%
3	COMPAÑÍA INTERNACIONAL DE SEGUROS, S.A	36,148,800.93	15.0%	2	15,307,063.12	13.2%	42.3%
4	PAN AMERICAN LIFE INSURANCE DE PANAMÁ, S.A	23,116,709.13	9.6%	6	7,808,889.58	6.7%	33.8%
5	SEGUROS SURAMERICANA, S.A	20,931,062.10	8.7%	4	10,169,688.96	8.8%	48.6%
6	ASSICURAZIONI GENERALI, S.p.A.	17,726,456.12	7.4%	7	7,009,400.02	6.1%	39.5%
7	ASEGURADORA ANCON, S.A	10,932,178.21	4.5%	5	8,369,761.55	7.2%	76.6%
8	GENERAL DE SEGUROS, S.A.	6,802,167.09	2.8%	15	1,129,896.20	1.0%	16.6%
9	SEGUROS FEDPA, S.A	5,157,571.65	2.1%	11	2,704,390.34	2.3%	52.4%
10	ASEGURADORA GLOBAL, S.A	3,664,804.54	1.5%	17	825,535.71	0.7%	22.5%
11	WORLDWIDE MEDICAL ASSURANCE, LTD	3,334,397.18	1.4%	8	4,342,289.14	3.8%	130.2%
12	BANESCO SEGUROS, S.A.	3,064,887.81	1.3%	13	1,697,723.38	1.5%	55.4%
13	ALIADO SEGUROS	3,058,196.40	1.3%	10	3,227,364.60	2.8%	105.5%
14	ACERTA SEGUROS	2,949,235.41	1.2%	14	1,573,074.71	1.4%	53.3%
15	NACIONAL DE SEGUROS DE PANAMÁ Y CENTROAMÉRICA	2,927,041.38	1.2%	21	523,054.28	0.5%	17.9%
16	ÓPTIMA COMPAÑÍA DE SEGUROS, S.A.	2,635,020.77	1.1%	9	3,980,110.56	3.4%	151.0%
17	MULTIBANK SEGUROS, S.A	2,199,677.27	0.9%	19	584,611.81	0.5%	26.6%
18	LA FLORESTA DE SEGUROS Y VIDA, S.A	1,686,299.90	0.7%	12	2,191,815.50	1.9%	130.0%
19	VIVIR COMPAÑÍA DE SEGUROS, S.A.	1,253,554.66	0.5%	16	1,075,041.64	0.9%	85.8%
20	LA REGIONAL DE SEGUROS, S.A	1,145,803.97	0.5%	22	347,280.37	0.3%	30.3%
21	ASEGURADORA DEL ISTMO, S.A. (ADISA)	987,079.14	0.4%	18	655,738.21	0.6%	66.4%
22	SEGUROS BBA. CORP.	985,696.93	0.4%	23	334,146.73	0.3%	33.9%
23	SAGICOR PANAMÁ, S.A	797,902.60	0.3%	20	532,592.64	0.5%	66.7%
24	CHUBB SEGUROS PANAMA, S.A.	726,987.02	0.3%	26	39,673.69	0.0%	5.5%
25	BUPA PANAMÁ, S.A.	632,255.64	0.3%	24	240,734.40	0.2%	38.1%
26	MERCANTIL PANAMÁ SEGUROS, S.A	392,484.55	0.2%	25	95,413.02	0.1%	24.3%
TOTAL		\$240,512,875.04	100%		\$115,775,830.47	100%	48.1%



Superintendencia de Seguros y Reaseguros de Panamá

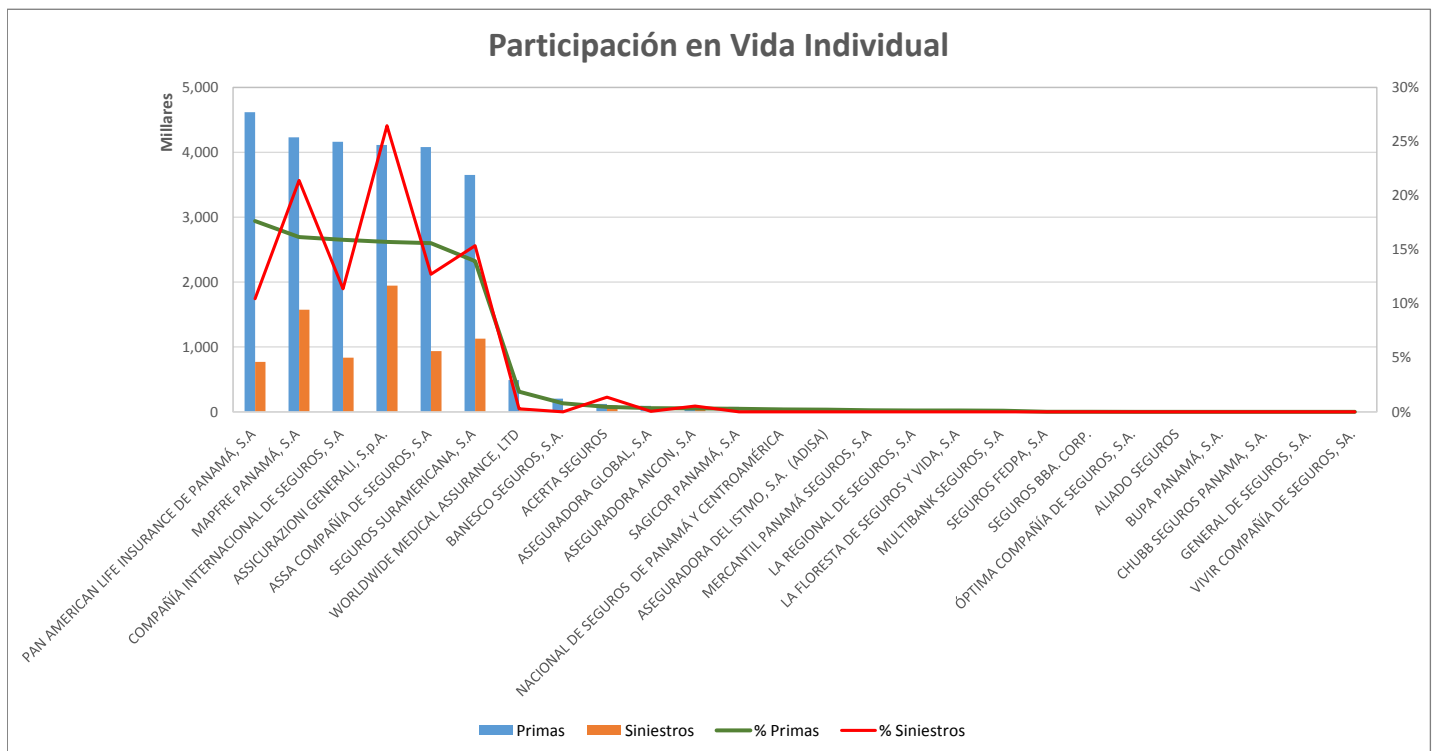
Participación de Mercado por Ramos



RAMO DE VIDA INDIVIDUAL

AL MES DE FEBRERO DE 2017

#	Compañía de Seguros	Primas	% Primas	#	Siniestros	% Siniestros	Sinestralidad Promedio
1	PAN AMERICAN LIFE INSURANCE DE PANAMÁ, S.A	4,617,835.94	17.6%	6	768,522.33	10.5%	16.6%
2	MAPFRE PANAMÁ, S.A	4,230,778.04	16.2%	2	1,573,200.23	21.4%	37.2%
3	COMPAÑÍA INTERNACIONAL DE SEGUROS, S.A	4,162,442.65	15.9%	5	836,175.78	11.4%	20.1%
4	ASSICURAZIONI GENERALI, S.p.A.	4,114,120.75	15.7%	1	1,945,219.25	26.5%	47.3%
5	ASSA COMPAÑÍA DE SEGUROS, S.A	4,081,006.41	15.6%	4	935,315.86	12.7%	22.9%
6	SEGUROS SURAMERICANA, S.A	3,649,801.63	13.9%	3	1,129,031.68	15.4%	30.9%
7	WORLDWIDE MEDICAL ASSURANCE, LTD	489,663.85	1.9%	9	20,000.00	0.3%	4.1%
8	BANESCO SEGUROS, S.A.	204,203.02	0.8%	11	0.00	0.0%	0.0%
9	ACERTA SEGUROS	121,749.20	0.5%	7	100,000.00	1.4%	82.1%
10	ASEGURADORA GLOBAL, S.A	90,995.17	0.3%	10	3,100.00	0.0%	3.4%
11	ASEGURADORA ANCON, S.A	83,999.42	0.3%	8	40,000.00	0.5%	47.6%
12	SAGICOR PANAMÁ, S.A	76,079.58	0.3%	12	0.00	0.0%	0.0%
13	NACIONAL DE SEGUROS DE PANAMÁ Y CENTROAMÉRICA	58,538.54	0.2%	13	0.00	0.0%	0.0%
14	ASEGURADORA DEL ISTMO, S.A. (ADISA)	53,419.77	0.2%	14	0.00	0.0%	0.0%
15	MERCANTIL PANAMÁ SEGUROS, S.A	40,199.91	0.2%	15	0.00	0.0%	0.0%
16	LA REGIONAL DE SEGUROS, S.A	32,808.83	0.1%	16	0.00	0.0%	0.0%
17	LA FLORESTA DE SEGUROS Y VIDA, S.A	31,176.10	0.1%	17	0.00	0.0%	0.0%
18	MULTIBANK SEGUROS, S.A	27,461.14	0.1%	18	0.00	0.0%	0.0%
19	SEGUROS FEDPA, S.A	3,815.54	0.0%	19	0.00	0.0%	0.0%
20	SEGUROS BBA. CORP.	2,526.94	0.0%	20	0.00	0.0%	0.0%
21	ÓPTIMA COMPAÑÍA DE SEGUROS, S.A.	0.00	0.0%	21	0.00	0.0%	0.0%
22	ALIADO SEGUROS	0.00	0.0%	22	0.00	0.0%	0.0%
23	BUPA PANAMÁ, S.A.	0.00	0.0%	23	0.00	0.0%	0.0%
24	CHUBB SEGUROS PANAMA, S.A.	0.00	0.0%	24	0.00	0.0%	0.0%
25	GENERAL DE SEGUROS, S.A.	0.00	0.0%	25	0.00	0.0%	0.0%
26	VIVIR COMPAÑÍA DE SEGUROS, SA.	0.00	0.0%	26	0.00	0.0%	0.0%
TOTAL		\$26,172,622.43	100%		\$7,350,565.13	100%	28.1%



Superintendencia de Seguros y Reaseguros de Panamá

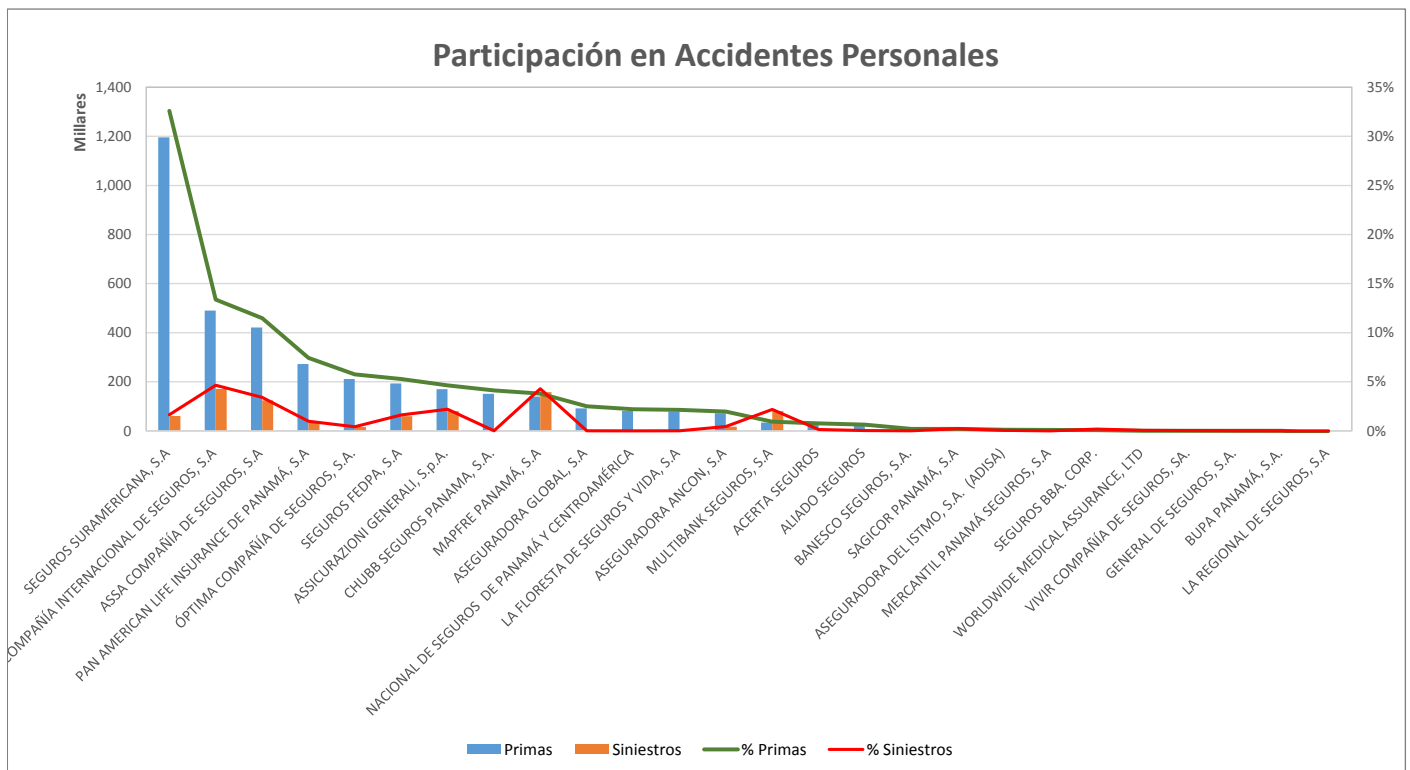
Participación de Mercado por Ramos



RAMO DE ACCIDENTES PERSONALES

AL MES DE FEBRERO DE 2017

#	Compañía de Seguros	Primas	% Primas	#	Siniestros	% Siniestros	Sinestralidad Promedio
1	SEGUROS SURAMERICANA, S.A	1,195,453.49	32.6%	6	60,215.40	1.6%	5.0%
2	COMPAÑÍA INTERNACIONAL DE SEGUROS, S.A	490,221.11	13.4%	1	170,387.22	4.6%	34.8%
3	ASSA COMPAÑÍA DE SEGUROS, S.A	420,982.89	11.5%	3	124,732.62	3.4%	29.6%
4	PAN AMERICAN LIFE INSURANCE DE PANAMÁ, S.A	272,626.04	7.4%	8	35,602.82	1.0%	13.1%
5	ÓPTIMA COMPAÑÍA DE SEGUROS, S.A.	211,428.90	5.8%	10	15,479.27	0.4%	7.3%
6	SEGUROS FEDPA, S.A	193,358.36	5.3%	7	59,670.56	1.6%	30.9%
7	ASSICURAZIONI GENERALI, S.p.A.	170,069.28	4.6%	4	80,518.42	2.2%	47.3%
8	CHUBB SEGUROS PANAMA, S.A.	151,237.55	4.1%	20	250.00	0.0%	0.2%
9	MAPFRE PANAMÁ, S.A	139,630.85	3.8%	2	157,702.73	4.3%	112.9%
10	ASEGURADORA GLOBAL, S.A	91,997.24	2.5%	21	226.17	0.0%	0.2%
11	NACIONAL DE SEGUROS DE PANAMÁ Y CENTROAMÉRICA	80,914.04	2.2%	23	0.00	0.0%	0.0%
12	LA FLORESTA DE SEGUROS Y VIDA, S.A	78,555.60	2.1%	19	252.30	0.0%	0.3%
13	ASEGURADORA ANCON, S.A	72,122.65	2.0%	9	16,472.20	0.4%	22.8%
14	MULTIBANK SEGUROS, S.A	33,995.04	0.9%	5	80,100.00	2.2%	235.6%
15	ACERTA SEGUROS	28,240.51	0.8%	13	5,431.16	0.1%	19.2%
16	ALIADO SEGUROS	23,592.19	0.6%	16	1,512.14	0.0%	6.4%
17	BANESCO SEGUROS, S.A.	7,479.80	0.2%	22	15.03	0.0%	0.2%
18	SAGICOR PANAMÁ, S.A	7,310.50	0.2%	11	8,238.06	0.2%	112.7%
19	ASEGURADORA DEL ISTMO, S.A. (ADISA)	4,222.66	0.1%	14	2,189.59	0.1%	51.9%
20	MERCANTIL PANAMÁ SEGUROS, S.A	3,308.23	0.1%	24	0.00	0.0%	0.0%
21	SEGUROS BBA. CORP.	2,351.32	0.1%	12	6,439.81	0.2%	273.9%
22	WORLDWIDE MEDICAL ASSURANCE, LTD	489.18	0.0%	15	1,755.06	0.0%	358.8%
23	VIVIR COMPAÑÍA DE SEGUROS, SA.	291.64	0.0%	17	1,106.92	0.0%	379.6%
24	GENERAL DE SEGUROS, S.A.	221.56	0.0%	18	303.54	0.0%	137.0%
25	BUPA PANAMÁ, S.A.	0.00	0.0%	25	0.00	0.0%	0.0%
26	LA REGIONAL DE SEGUROS, S.A	-12,265.63	-0.3%	26	0.00	0.0%	0.0%
TOTAL		\$3,667,835.00	100%		\$828,601.02	100%	22.6%



Superintendencia de Seguros y Reaseguros de Panamá

Participación de Mercado por Ramos

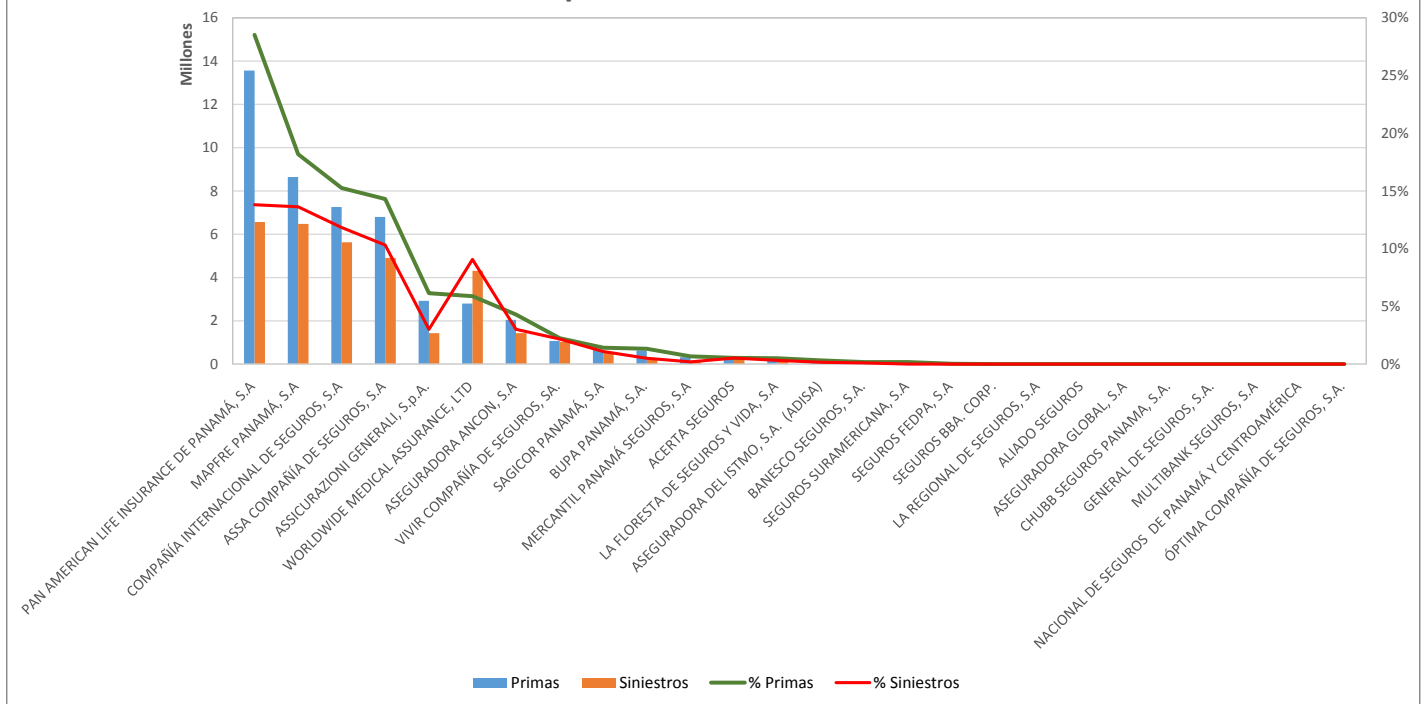


RAMO DE SALUD

AL MES DE FEBRERO DE 2017

#	Compañía de Seguros	Primas	% Primas	#	Siniestros	% Siniestros	Sinistralidad Promedio
1	PAN AMERICAN LIFE INSURANCE DE PANAMÁ, S.A	13,561,348.84	28.5%	1	6,564,276.22	13.8%	48.4%
2	MAPFRE PANAMÁ, S.A	8,645,797.35	18.2%	2	6,478,944.76	13.6%	74.9%
3	COMPAÑÍA INTERNACIONAL DE SEGUROS, S.A	7,254,777.63	15.3%	3	5,627,332.48	11.8%	77.6%
4	ASSA COMPAÑÍA DE SEGUROS, S.A	6,804,072.26	14.3%	4	4,903,500.93	10.3%	72.1%
5	ASSICURAZIONI GENERALI, S.p.A.	2,922,561.10	6.1%	7	1,430,015.44	3.0%	48.9%
6	WORLDWIDE MEDICAL ASSURANCE, LTD	2,794,353.48	5.9%	5	4,310,990.80	9.1%	154.3%
7	ASEGURADORA ANCON, S.A	2,040,526.83	4.3%	6	1,432,445.25	3.0%	70.2%
8	VIVIR COMPAÑÍA DE SEGUROS, SA.	1,069,718.65	2.3%	8	1,029,743.51	2.2%	96.3%
9	SAGICOR PANAMÁ, S.A	672,913.62	1.4%	9	519,354.58	1.1%	77.2%
10	BUPA PANAMÁ, S.A.	632,255.64	1.3%	11	240,734.40	0.5%	38.1%
11	MERCANTIL PANAMÁ SEGUROS, S.A	315,368.80	0.7%	13	90,531.68	0.2%	28.7%
12	ACERTA SEGUROS	254,993.12	0.5%	10	250,613.09	0.5%	98.3%
13	LA FLORESTA DE SEGUROS Y VIDA, S.A	239,821.80	0.5%	12	153,240.30	0.3%	63.9%
14	ASEGURADORA DEL ISTMO, S.A. (ADISA)	152,983.04	0.3%	14	74,714.29	0.2%	48.8%
15	BANESCO SEGUROS, S.A.	84,910.83	0.2%	15	45,059.63	0.1%	53.1%
16	SEGUROS SURAMERICANA, S.A	80,238.43	0.2%	16	0.00	0.0%	0.0%
17	SEGUROS FEDPA, S.A	14,887.28	0.0%	17	0.00	0.0%	0.0%
18	SEGUROS BBA. CORP.	0.00	0.0%	18	0.00	0.0%	0.0%
19	LA REGIONAL DE SEGUROS, S.A	0.00	0.0%	19	0.00	0.0%	0.0%
20	ALIADO SEGUROS	0.00	0.0%	20	0.00	0.0%	0.0%
21	ASEGURADORA GLOBAL, S.A	0.00	0.0%	21	0.00	0.0%	0.0%
22	CHUBB SEGUROS PANAMA, S.A.	0.00	0.0%	22	0.00	0.0%	0.0%
23	GENERAL DE SEGUROS, S.A.	0.00	0.0%	23	0.00	0.0%	0.0%
24	MULTIBANK SEGUROS, S.A	0.00	0.0%	24	0.00	0.0%	0.0%
25	NACIONAL DE SEGUROS DE PANAMÁ Y CENTROAMÉRICA	0.00	0.0%	25	0.00	0.0%	0.0%
26	ÓPTIMA COMPAÑÍA DE SEGUROS, S.A.	0.00	0.0%	26	0.00	0.0%	0.0%
TOTAL		\$47,541,528.70	100%		\$33,151,497.36	100%	69.7%

Participación en Ramo de Salud



Superintendencia de Seguros y Reaseguros de Panamá

Participación de Mercado por Ramos

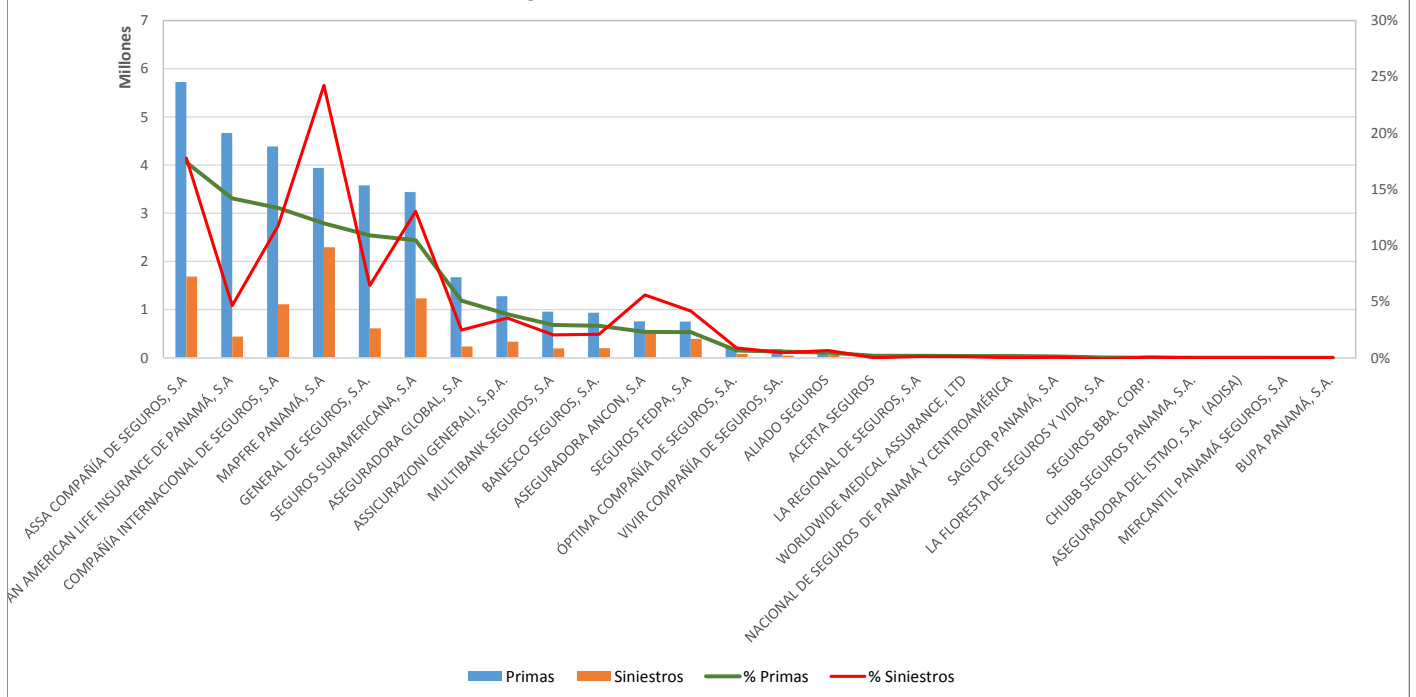


RAMO DE COLECTIVO DE VIDA

AL MES DE FEBRERO DE 2017

#	Compañía de Seguros	Primas	% Primas	#	Siniestros	% Siniestros	Sinistralidad Promedio
1	ASSA COMPAÑÍA DE SEGUROS, S.A	5,723,071.79	17.4%	2	1,684,143.92	17.8%	29.4%
2	PAN AMERICAN LIFE INSURANCE DE PANAMÁ, S.A	4,664,898.31	14.2%	7	440,488.21	4.6%	9.4%
3	COMPAÑÍA INTERNACIONAL DE SEGUROS, S.A	4,388,007.15	13.3%	4	1,112,814.49	11.7%	25.4%
4	MAPFRE PANAMÁ, S.A	3,938,180.77	12.0%	1	2,296,849.80	24.2%	58.3%
5	GENERAL DE SEGUROS, S.A.	3,580,876.49	10.9%	5	610,416.58	6.4%	17.0%
6	SEGUROS SURAMERICANA, S.A	3,437,815.94	10.4%	3	1,235,855.50	13.0%	35.9%
7	ASEGURADORA GLOBAL, S.A	1,674,098.20	5.1%	10	233,632.04	2.5%	14.0%
8	ASSICURAZIONI GENERALI, S.p.A.	1,279,398.49	3.9%	9	335,235.02	3.5%	26.2%
9	MULTIBANK SEGUROS, S.A	959,442.53	2.9%	12	193,505.67	2.0%	20.2%
10	BANESCO SEGUROS, S.A.	935,955.72	2.8%	11	199,175.91	2.1%	21.3%
11	ASEGURADORA ANCON, S.A	756,489.67	2.3%	6	530,664.71	5.6%	70.1%
12	SEGUROS FEDPA, S.A	751,736.07	2.3%	8	393,756.37	4.2%	52.4%
13	ÓPTIMA COMPAÑÍA DE SEGUROS, S.A.	213,599.81	0.6%	13	82,438.28	0.9%	38.6%
14	VIVIR COMPAÑÍA DE SEGUROS, SA.	183,544.37	0.6%	15	44,191.21	0.5%	24.1%
15	ALIADO SEGUROS	149,976.45	0.5%	14	60,688.64	0.6%	40.5%
16	ACERTA SEGUROS	58,570.09	0.2%	21	1,109.87	0.0%	1.9%
17	LA REGIONAL DE SEGUROS, S.A	55,895.27	0.2%	16	11,543.35	0.1%	20.7%
18	WORLDWIDE MEDICAL ASSURANCE, LTD	49,890.67	0.2%	17	9,543.28	0.1%	19.1%
19	NACIONAL DE SEGUROS DE PANAMÁ Y CENTROAMÉRICA	49,280.44	0.1%	20	1,555.31	0.0%	3.2%
20	SAGICOR PANAMÁ, S.A	41,598.90	0.1%	19	5,000.00	0.1%	12.0%
21	LA FLORESTA DE SEGUROS Y VIDA, S.A	8,562.90	0.0%	26	-7,600.00	-0.1%	0.0%
22	SEGUROS BBA. CORP.	4,904.91	0.0%	18	5,345.09	0.1%	109.0%
23	CHUBB SEGUROS PANAMA, S.A.	1,827.00	0.0%	23	0.00	0.0%	0.0%
24	ASEGURADORA DEL ISTMO, S.A. (ADISA)	1,452.89	0.0%	22	14.17	0.0%	1.0%
25	MERCANTIL PANAMÁ SEGUROS, S.A	0.00	0.0%	24	0.00	0.0%	0.0%
26	BUPA PANAMÁ, S.A.	0.00	0.0%	25	0.00	0.0%	0.0%
TOTAL		\$32,909,074.83	100%		\$9,480,367.42	100%	28.8%

Participación en Colectivo de Vida



Superintendencia de Seguros y Reaseguros de Panamá

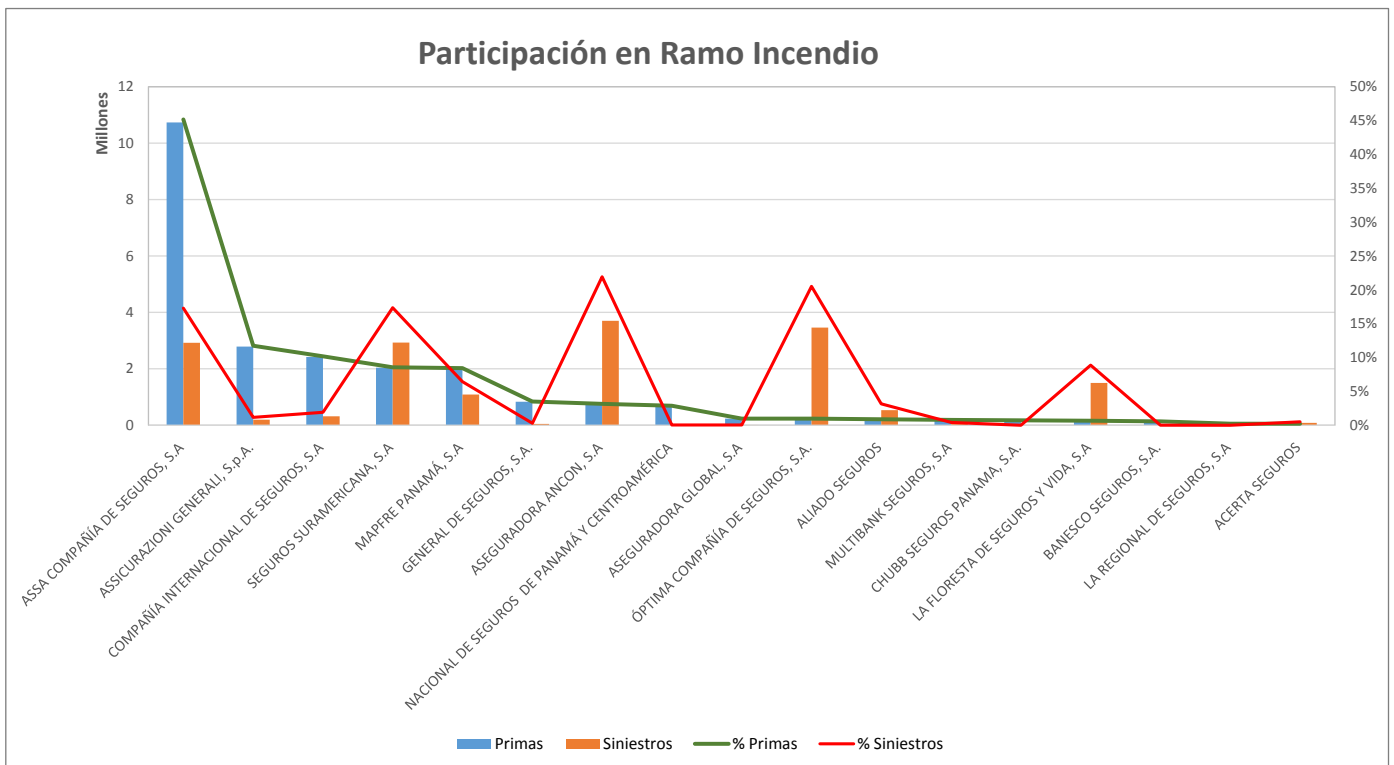
Participación de Mercado por Ramos



RAMO DE INCENDIO

AL MES DE FEBRERO DE 2017

#	Compañía de Seguros	Primas	% Primas	#	Siniestros	% Siniestros	Sinestralidad Promedio
1	ASSA COMPAÑÍA DE SEGUROS, S.A	10,730,403.66	45.2%	4	2,920,737.15	17.3%	27.2%
2	ASSICURAZIONI GENERALI, S.p.A.	2,787,719.41	11.7%	9	199,404.10	1.2%	7.2%
3	COMPAÑÍA INTERNACIONAL DE SEGUROS, S.A	2,421,484.41	10.2%	8	321,550.72	1.9%	13.3%
4	SEGUROS SURAMERICANA, S.A	2,037,963.34	8.6%	3	2,930,559.43	17.3%	143.8%
5	MAPFRE PANAMÁ, S.A	2,006,742.70	8.4%	6	1,089,198.51	6.4%	54.3%
6	GENERAL DE SEGUROS, S.A.	834,259.42	3.5%	12	47,553.73	0.3%	5.7%
7	ASEGURADORA ANCON, S.A	751,383.73	3.2%	1	3,703,995.65	21.9%	493.0%
8	NACIONAL DE SEGUROS DE PANAMÁ Y CENTROAMÉRICA	688,266.88	2.9%	14	8,716.24	0.1%	1.3%
9	ASEGURADORA GLOBAL, S.A	235,823.91	1.0%	13	9,704.65	0.1%	4.1%
10	ÓPTIMA COMPAÑÍA DE SEGUROS, S.A.	233,612.30	1.0%	2	3,466,154.60	20.5%	1483.7%
11	ALIADO SEGUROS	209,135.75	0.9%	7	534,561.90	3.2%	255.6%
12	MULTIBANK SEGUROS, S.A	191,194.88	0.8%	11	70,399.47	0.4%	36.8%
13	CHUBB SEGUROS PANAMA, S.A.	176,160.72	0.7%	18	0.00	0.0%	0.0%
14	LA FLORESTA DE SEGUROS Y VIDA, S.A	158,658.30	0.7%	5	1,500,050.80	8.9%	945.5%
15	BANESCO SEGUROS, S.A.	137,204.94	0.6%	15	2,896.60	0.0%	2.1%
16	LA REGIONAL DE SEGUROS, S.A	53,726.05	0.2%	19	0.00	0.0%	0.0%
17	ACERTA SEGUROS	53,721.17	0.2%	10	84,502.79	0.5%	157.3%
18	SEGUROS BBA. CORP.	22,782.29	0.1%	16	2,167.50	0.0%	9.5%
19	SEGUROS FEDPA, S.A	22,002.82	0.1%	20	0.00	0.0%	0.0%
20	ASEGURADORA DEL ISTMO, S.A. (ADISA)	5,794.43	0.0%	17	1,196.11	0.0%	20.6%
21	BUPA PANAMÁ, S.A.	0.00	0.0%	21	0.00	0.0%	0.0%
22	MERCANTIL PANAMÁ SEGUROS, S.A	0.00	0.0%	22	0.00	0.0%	0.0%
23	PAN AMERICAN LIFE INSURANCE DE PANAMÁ, S.A	0.00	0.0%	23	0.00	0.0%	0.0%
24	SAGICOR PANAMÁ, S.A	0.00	0.0%	24	0.00	0.0%	0.0%
25	VIVIR COMPAÑÍA DE SEGUROS, SA.	0.00	0.0%	25	0.00	0.0%	0.0%
26	WORLDWIDE MEDICAL ASSURANCE, LTD	0.00	0.0%	26	0.00	0.0%	0.0%
TOTAL		\$23,758,041.11	100%		\$16,893,349.95	100%	71.1%



Superintendencia de Seguros y Reaseguros de Panamá

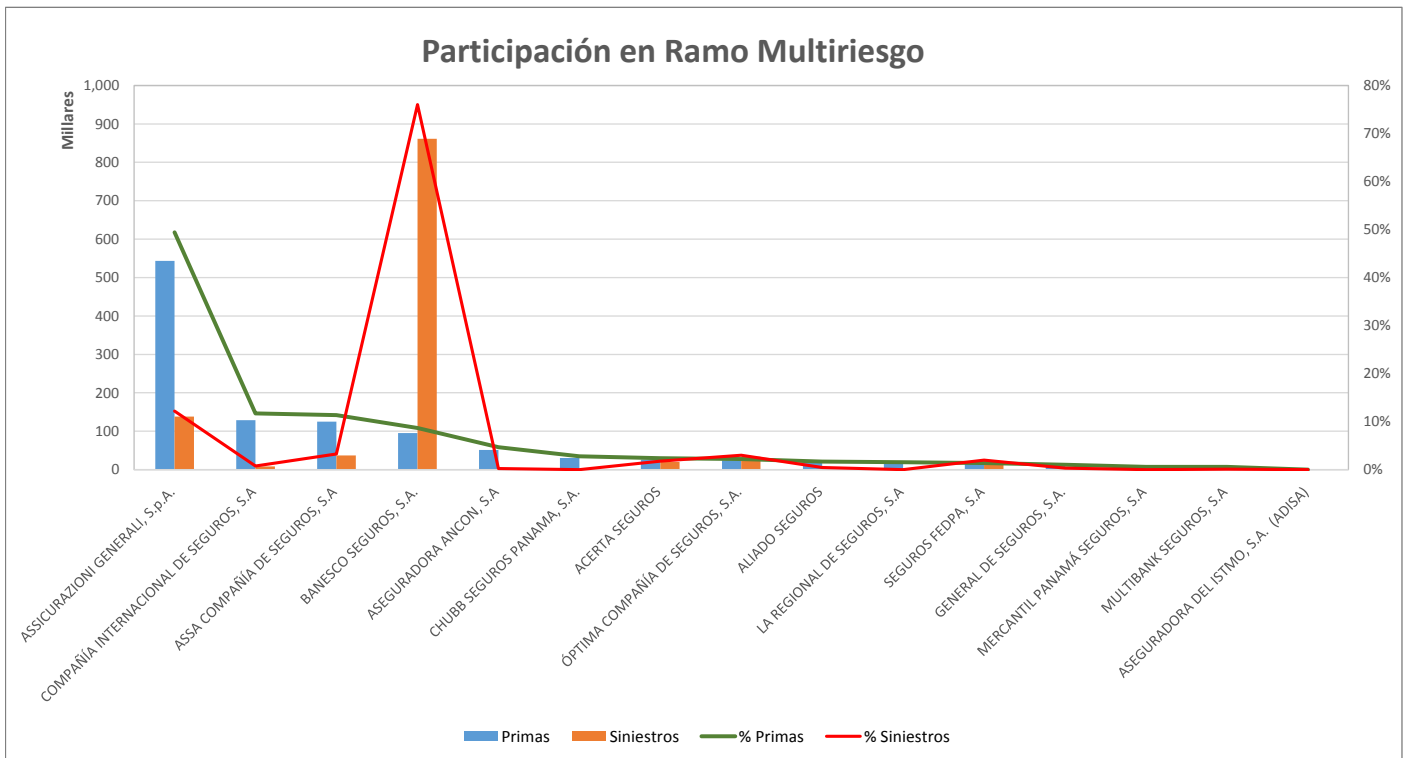
Participación de Mercado por Ramos



RAMO DE MULTIRIESGO

AL MES DE FEBRERO DE 2017

#	Compañía de Seguros	Primas	% Primas	#	Siniestros	% Siniestros	Sinestralidad Promedio
1	ASSICURAZIONI GENERALI, S.p.A.	543,415.86	49.4%	2	138,058.91	12.2%	25.4%
2	COMPAÑÍA INTERNACIONAL DE SEGUROS, S.A	128,609.93	11.7%	7	8,329.96	0.7%	6.5%
3	ASSA COMPAÑÍA DE SEGUROS, S.A	125,113.28	11.4%	3	37,067.37	3.3%	29.6%
4	BANESCO SEGUROS, S.A.	95,481.93	8.7%	1	861,153.65	76.0%	901.9%
5	ASEGURADORA ANCON, S.A	51,497.06	4.7%	10	2,598.85	0.2%	5.0%
6	CHUBB SEGUROS PANAMA, S.A.	30,532.36	2.8%	12	0.00	0.0%	0.0%
7	ACERTA SEGUROS	26,077.95	2.4%	6	20,012.24	1.8%	76.7%
8	ÓPTIMA COMPAÑÍA DE SEGUROS, S.A.	24,391.81	2.2%	4	33,865.88	3.0%	138.8%
9	ALIADO SEGUROS	18,293.73	1.7%	8	4,833.70	0.4%	26.4%
10	LA REGIONAL DE SEGUROS, S.A	16,784.53	1.5%	13	0.00	0.0%	0.0%
11	SEGUROS FEDPA, S.A	15,292.56	1.4%	5	22,484.04	2.0%	147.0%
12	GENERAL DE SEGUROS, S.A.	11,429.95	1.0%	9	3,360.04	0.3%	29.4%
13	MERCANTIL PANAMÁ SEGUROS, S.A	6,360.65	0.6%	14	0.00	0.0%	0.0%
14	MULTIBANK SEGUROS, S.A	6,224.52	0.6%	11	945.56	0.1%	15.2%
15	ASEGURADORA DEL ISTMO, S.A. (ADISA)	0.00	0.0%	15	0.00	0.0%	0.0%
16	ASEGURADORA GLOBAL, S.A	0.00	0.0%	16	0.00	0.0%	0.0%
17	BUPA PANAMÁ, S.A.	0.00	0.0%	17	0.00	0.0%	0.0%
18	LA FLORESTA DE SEGUROS Y VIDA, S.A	0.00	0.0%	18	0.00	0.0%	0.0%
19	MAPFRE PANAMÁ, S.A	0.00	0.0%	19	0.00	0.0%	0.0%
20	NACIONAL DE SEGUROS DE PANAMÁ Y CENTROAMÉRICA	0.00	0.0%	20	0.00	0.0%	0.0%
21	PAN AMERICAN LIFE INSURANCE DE PANAMÁ, S.A	0.00	0.0%	21	0.00	0.0%	0.0%
22	SAGICOR PANAMÁ, S.A	0.00	0.0%	22	0.00	0.0%	0.0%
23	SEGUROS BBA. CORP.	0.00	0.0%	23	0.00	0.0%	0.0%
24	SEGUROS SURAMERICANA, S.A	0.00	0.0%	24	0.00	0.0%	0.0%
25	VIVIR COMPAÑÍA DE SEGUROS, SA.	0.00	0.0%	25	0.00	0.0%	0.0%
26	WORLDWIDE MEDICAL ASSURANCE, LTD	0.00	0.0%	26	0.00	0.0%	0.0%
TOTAL		\$1,099,506.12	100%		\$1,132,710.20	100%	103.0%



Superintendencia de Seguros y Reaseguros de Panamá

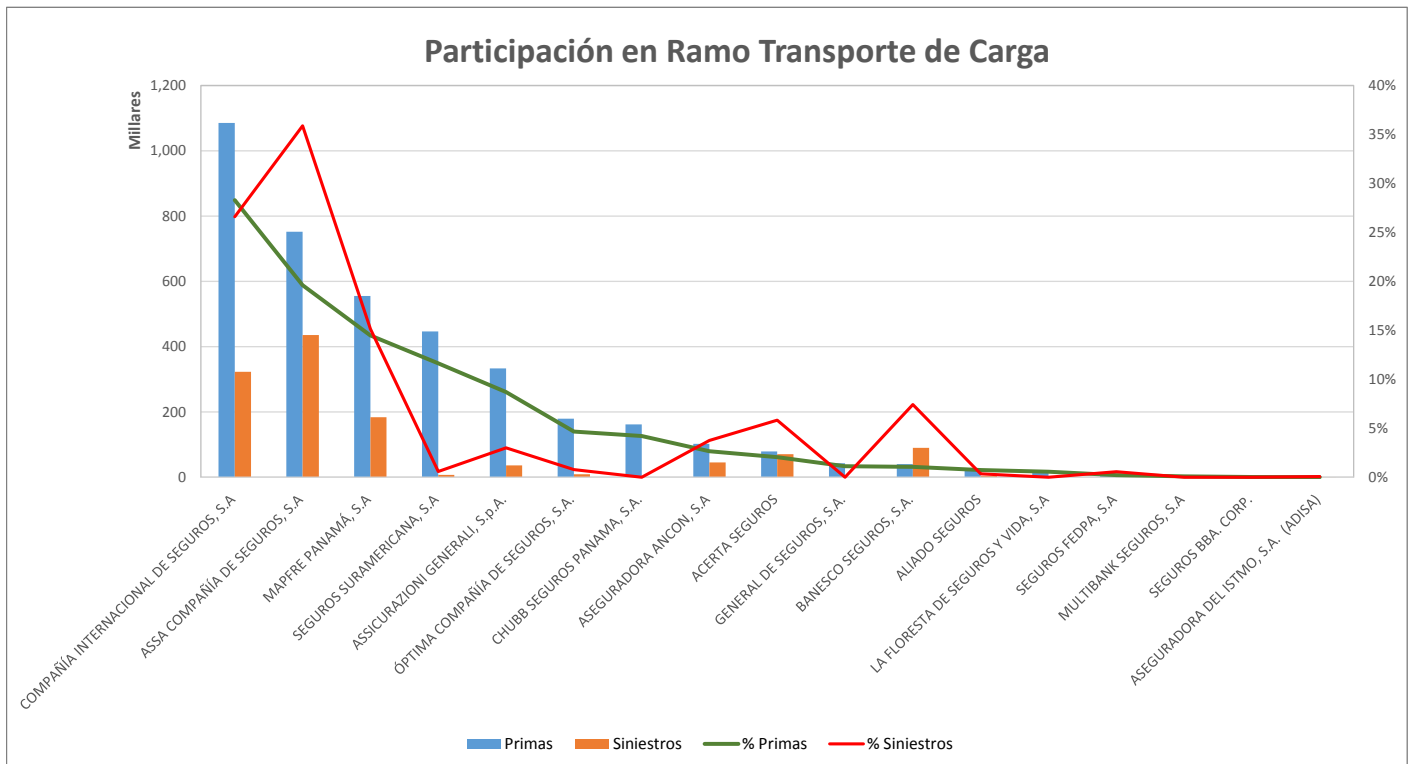
Participación de Mercado por Ramos



RAMO DE TRANSPORTE DE CARGA

AL MES DE FEBRERO DE 2017

#	Compañía de Seguros	Primas	% Primas	#	Siniestros	% Siniestros	Sinestralidad Promedio
1	COMPAÑÍA INTERNACIONAL DE SEGUROS, S.A	1,085,520.90	28.3%	2	323,118.93	26.6%	29.8%
2	ASSA COMPAÑÍA DE SEGUROS, S.A	752,347.00	19.6%	1	435,761.83	35.9%	57.9%
3	MAPFRE PANAMÁ, S.A	555,093.94	14.5%	3	183,853.80	15.1%	33.1%
4	SEGUROS SURAMERICANA, S.A	446,504.23	11.6%	9	7,163.13	0.6%	1.6%
5	ASSICURAZIONI GENERALI, S.p.A.	333,533.52	8.7%	7	36,551.90	3.0%	11.0%
6	ÓPTIMA COMPAÑÍA DE SEGUROS, S.A.	179,239.85	4.7%	8	9,339.45	0.8%	5.2%
7	CHUBB SEGUROS PANAMA, S.A.	161,582.79	4.2%	13	0.00	0.0%	0.0%
8	ASEGURADORA ANCON, S.A	102,276.68	2.7%	6	45,653.57	3.8%	44.6%
9	ACERTA SEGUROS	78,970.24	2.1%	5	70,890.35	5.8%	89.8%
10	GENERAL DE SEGUROS, S.A.	43,115.83	1.1%	14	0.00	0.0%	0.0%
11	BANESCO SEGUROS, S.A.	40,325.66	1.1%	4	90,175.91	7.4%	223.6%
12	ALIADO SEGUROS	28,145.65	0.7%	11	4,189.95	0.3%	14.9%
13	LA FLORESTA DE SEGUROS Y VIDA, S.A	21,766.20	0.6%	15	0.00	0.0%	0.0%
14	SEGUROS FEDPA, S.A	8,495.74	0.2%	10	6,968.00	0.6%	82.0%
15	MULTIBANK SEGUROS, S.A	3,018.99	0.1%	16	0.00	0.0%	0.0%
16	SEGUROS BBA. CORP.	903.95	0.0%	17	0.00	0.0%	0.0%
17	ASEGURADORA DEL ISTMO, S.A. (ADISA)	250.00	0.0%	12	703.28	0.1%	281.3%
18	ASEGURADORA GLOBAL, S.A	0.00	0.0%	18	0.00	0.0%	0.0%
19	BUPA PANAMÁ, S.A.	0.00	0.0%	19	0.00	0.0%	0.0%
20	LA REGIONAL DE SEGUROS, S.A	0.00	0.0%	20	0.00	0.0%	0.0%
21	MERCANTIL PANAMÁ SEGUROS, S.A	0.00	0.0%	21	0.00	0.0%	0.0%
22	PAN AMERICAN LIFE INSURANCE DE PANAMÁ, S.A	0.00	0.0%	22	0.00	0.0%	0.0%
23	SAGICOR PANAMÁ, S.A	0.00	0.0%	23	0.00	0.0%	0.0%
24	VIVIR COMPAÑÍA DE SEGUROS, SA.	0.00	0.0%	24	0.00	0.0%	0.0%
25	WORLDWIDE MEDICAL ASSURANCE, LTD	0.00	0.0%	25	0.00	0.0%	0.0%
26	NACIONAL DE SEGUROS DE PANAMÁ Y CENTROAMÉRICA	-4,549.53	-0.1%	26	0.00	0.0%	0.0%
TOTAL		\$3,836,541.64	100%		\$1,214,370.10	100%	31.7%



Superintendencia de Seguros y Reaseguros de Panamá

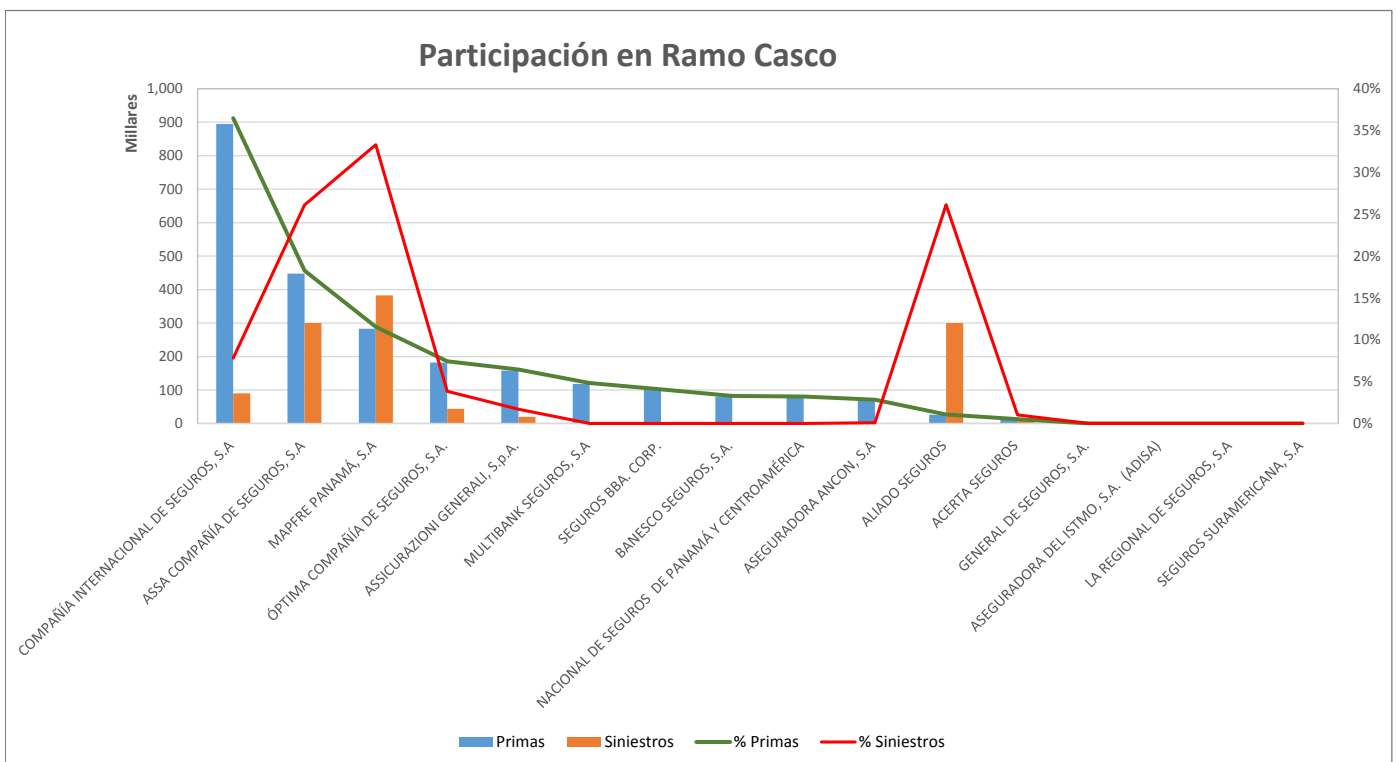
Participación de Mercado por Ramos



RAMO DE CASCO

AL MES DE FEBRERO DE 2017

#	Compañía de Seguros	Primas	% Primas	#	Siniestros	% Siniestros	Sinistralidad Promedio
1	COMPAÑÍA INTERNACIONAL DE SEGUROS, S.A	894,185.53	36.5%	4	89,664.66	7.8%	10.0%
2	ASSA COMPAÑÍA DE SEGUROS, S.A	447,608.02	18.3%	3	299,743.09	26.1%	67.0%
3	MAPFRE PANAMÁ, S.A	283,250.90	11.6%	1	382,450.58	33.3%	135.0%
4	ÓPTIMA COMPAÑÍA DE SEGUROS, S.A.	182,200.25	7.4%	5	44,061.96	3.8%	24.2%
5	ASSICURAZIONI GENERALI, S.p.A.	158,289.26	6.5%	6	19,625.50	1.7%	12.4%
6	MULTIBANK SEGUROS, S.A	118,236.90	4.8%	9	0.00	0.0%	0.0%
7	SEGUROS BBA. CORP.	100,085.76	4.1%	10	0.00	0.0%	0.0%
8	BANESCO SEGUROS, S.A.	80,439.70	3.3%	11	0.00	0.0%	0.0%
9	NACIONAL DE SEGUROS DE PANAMÁ Y CENTROAMÉRICA	78,827.67	3.2%	12	0.00	0.0%	0.0%
10	ASEGURADORA ANCON, S.A	69,288.16	2.8%	8	1,064.50	0.1%	1.5%
11	ALIADO SEGUROS	26,257.40	1.1%	2	300,000.00	26.1%	1142.5%
12	ACERTA SEGUROS	12,485.10	0.5%	7	11,715.43	1.0%	93.8%
13	GENERAL DE SEGUROS, S.A.	0.00	0.0%	13	0.00	0.0%	0.0%
14	ASEGURADORA DEL ISTMO, S.A. (ADISA)	0.00	0.0%	14	0.00	0.0%	0.0%
15	LA REGIONAL DE SEGUROS, S.A	0.00	0.0%	15	0.00	0.0%	0.0%
16	SEGUROS SURAMERICANA, S.A	0.00	0.0%	16	0.00	0.0%	0.0%
17	ASEGURADORA GLOBAL, S.A	0.00	0.0%	17	0.00	0.0%	0.0%
18	BUPA PANAMÁ, S.A.	0.00	0.0%	18	0.00	0.0%	0.0%
19	CHUBB SEGUROS PANAMA, S.A.	0.00	0.0%	19	0.00	0.0%	0.0%
20	LA FLORESTA DE SEGUROS Y VIDA, S.A	0.00	0.0%	20	0.00	0.0%	0.0%
21	MERCANTIL PANAMÁ SEGUROS, S.A	0.00	0.0%	21	0.00	0.0%	0.0%
22	PAN AMERICAN LIFE INSURANCE DE PANAMÁ, S.A	0.00	0.0%	22	0.00	0.0%	0.0%
23	SAGICOR PANAMÁ, S.A	0.00	0.0%	23	0.00	0.0%	0.0%
24	SEGUROS FEDPA, S.A	0.00	0.0%	24	0.00	0.0%	0.0%
25	VIVIR COMPAÑÍA DE SEGUROS, SA.	0.00	0.0%	25	0.00	0.0%	0.0%
26	WORLDWIDE MEDICAL ASSURANCE, LTD	0.00	0.0%	26	0.00	0.0%	0.0%
TOTAL		\$2,451,154.65	100%		\$1,148,325.72	100%	46.8%

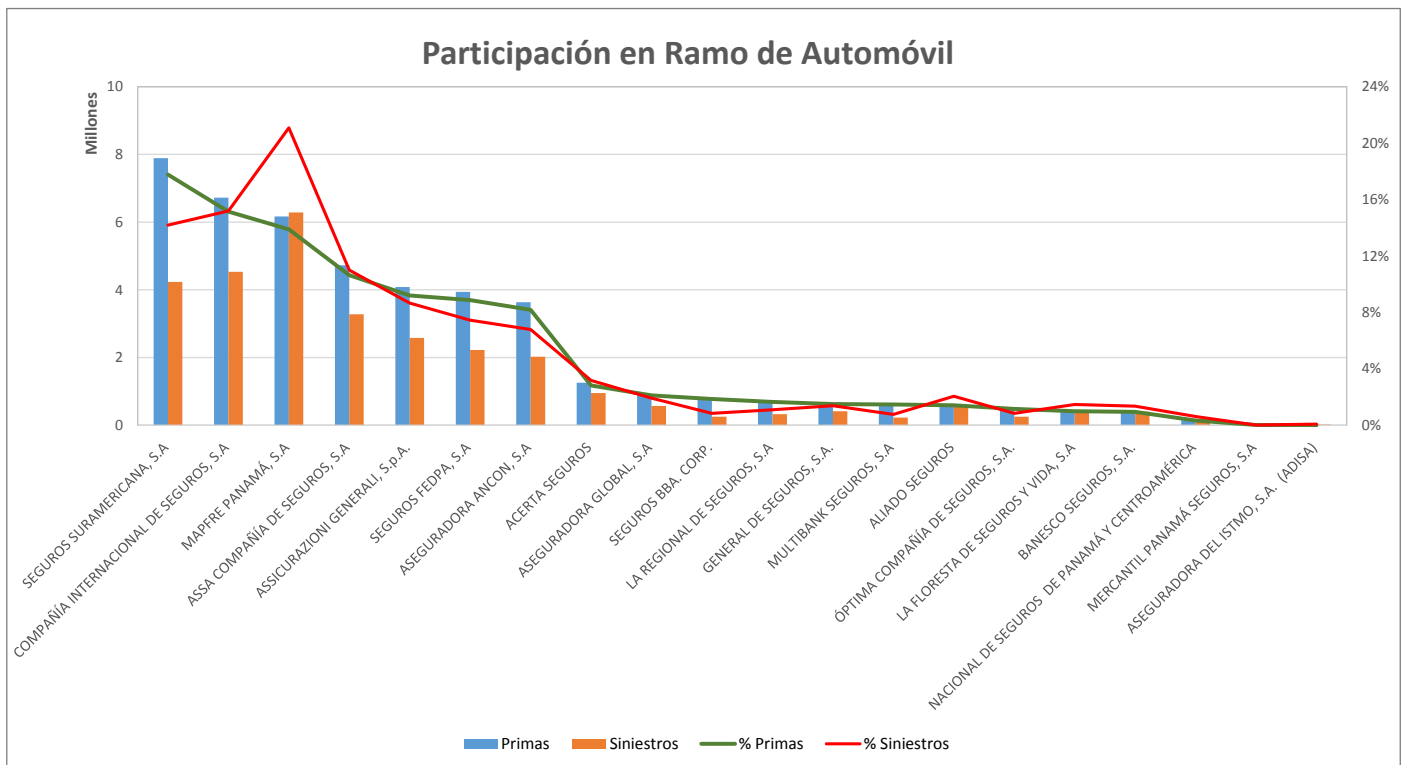


Superintendencia de Seguros y Reaseguros de Panamá
Participación de Mercado por Ramos



RAMO DE AUTOMÓVIL
 AL MES DE FEBRERO DE 2017

#	Compañía de Seguros	Primas	% Primas	#	Siniestros	% Siniestros	Sinestralidad Promedio
1	SEGUROS SURAMERICANA, S.A	7,890,324.73	17.8%	3	4,232,746.53	14.2%	53.6%
2	COMPAÑÍA INTERNACIONAL DE SEGUROS, S.A	6,723,675.34	15.1%	2	4,532,144.23	15.2%	67.4%
3	MAPFRE PANAMÁ, S.A	6,168,389.58	13.9%	1	6,287,630.03	21.1%	101.9%
4	ASSA COMPAÑÍA DE SEGUROS, S.A	4,723,252.53	10.6%	4	3,280,082.20	11.0%	69.4%
5	ASSICURAZIONI GENERALI, S.p.A.	4,083,165.95	9.2%	5	2,581,781.78	8.7%	63.2%
6	SEGUROS FEDPA, S.A	3,941,989.76	8.9%	6	2,221,511.37	7.4%	56.4%
7	ASEGURADORA ANCON, S.A	3,634,024.34	8.2%	7	2,024,018.63	6.8%	55.7%
8	ACERTA SEGUROS	1,254,106.10	2.8%	8	948,474.08	3.2%	75.6%
9	ASEGURADORA GLOBAL, S.A	940,593.26	2.1%	10	571,827.15	1.9%	60.8%
10	SEGUROS BBA. CORP.	825,030.41	1.9%	15	252,164.61	0.8%	30.6%
11	LA REGIONAL DE SEGUROS, S.A	735,022.97	1.7%	14	328,656.17	1.1%	44.7%
12	GENERAL DE SEGUROS, S.A.	665,278.79	1.5%	12	411,993.26	1.4%	61.9%
13	MULTIBANK SEGUROS, S.A	652,448.44	1.5%	17	229,647.21	0.8%	35.2%
14	ALIADO SEGUROS	629,958.05	1.4%	9	613,769.95	2.1%	97.4%
15	ÓPTIMA COMPAÑÍA DE SEGUROS, S.A.	513,281.91	1.2%	16	249,914.02	0.8%	48.7%
16	LA FLORESTA DE SEGUROS Y VIDA, S.A	442,401.50	1.0%	11	438,312.40	1.5%	99.1%
17	BANESCO SEGUROS, S.A.	420,327.68	0.9%	13	404,062.78	1.4%	96.1%
18	NACIONAL DE SEGUROS DE PANAMÁ Y CENTROAMÉRICA	149,314.87	0.3%	18	183,374.02	0.6%	122.8%
19	MERCANTIL PANAMÁ SEGUROS, S.A	7,705.99	0.0%	20	4,881.34	0.0%	63.3%
20	ASEGURADORA DEL ISTMO, S.A. (ADISA)	197.13	0.0%	19	22,912.45	0.1%	11623.0%
21	BUPA PANAMÁ, S.A.	0.00	0.0%	21	0.00	0.0%	0.0%
22	CHUBB SEGUROS PANAMA, S.A.	0.00	0.0%	22	0.00	0.0%	0.0%
23	PAN AMERICAN LIFE INSURANCE DE PANAMÁ, S.A	0.00	0.0%	23	0.00	0.0%	0.0%
24	SAGICOR PANAMÁ, S.A	0.00	0.0%	24	0.00	0.0%	0.0%
25	VIVIR COMPAÑÍA DE SEGUROS, SA.	0.00	0.0%	25	0.00	0.0%	0.0%
26	WORLDWIDE MEDICAL ASSURANCE, LTD	0.00	0.0%	26	0.00	0.0%	0.0%
TOTAL		\$44,400,489.33	100%		\$29,819,904.21	100%	67.2%



Superintendencia de Seguros y Reaseguros de Panamá

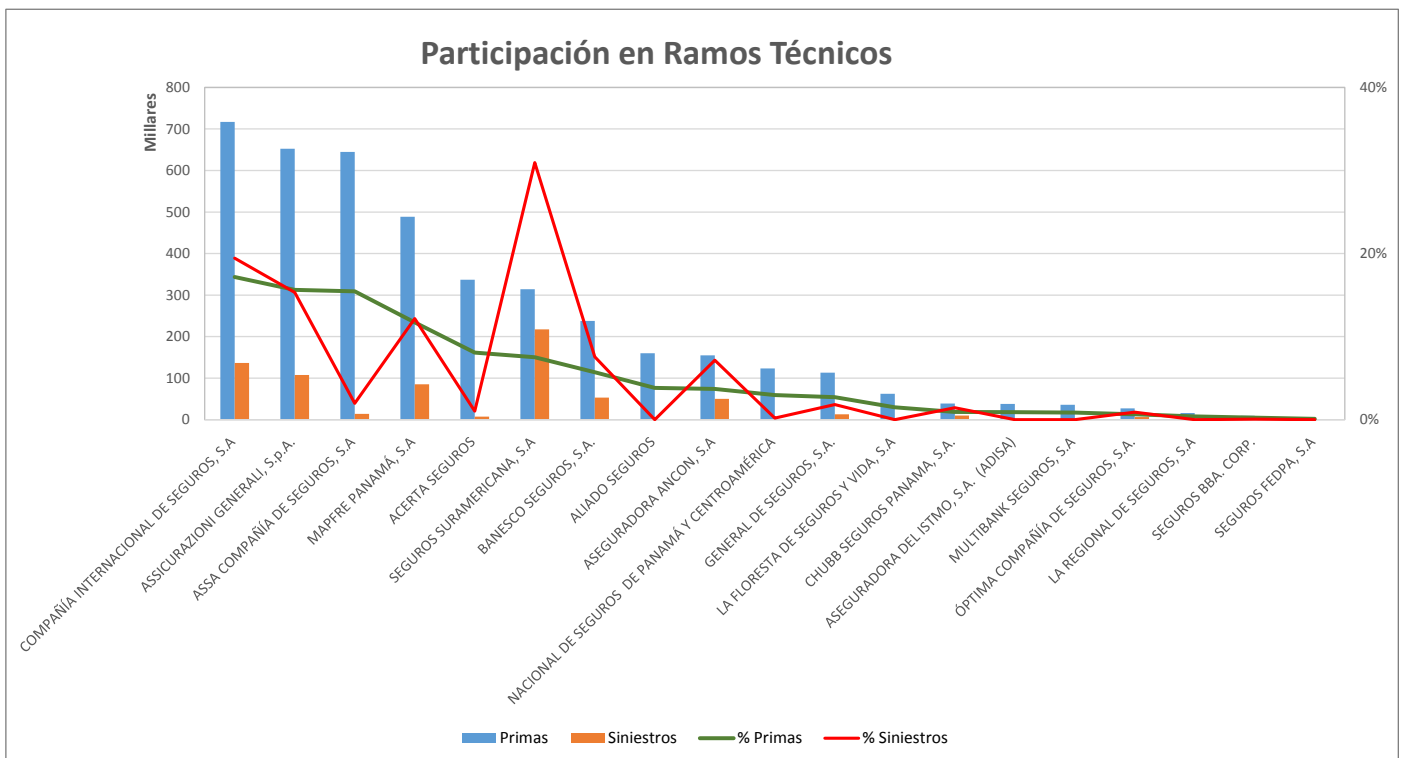
Participación de Mercado por Ramos



RAMO DE RAMOS TÉCNICOS

AL MES DE FEBRERO DE 2017

#	Compañía de Seguros	Primas	% Primas	#	Siniestros	% Siniestros	Sinistralidad Promedio
1	COMPAÑÍA INTERNACIONAL DE SEGUROS, S.A	716,817.18	17.2%	2	136,470.70	19.4%	19.0%
2	ASSICURAZIONI GENERALI, S.p.A.	652,333.81	15.6%	3	107,509.97	15.3%	16.5%
3	ASSA COMPAÑÍA DE SEGUROS, S.A	644,535.07	15.4%	7	13,906.91	2.0%	2.2%
4	MAPFRE PANAMÁ, S.A	488,673.94	11.7%	4	85,407.25	12.2%	17.5%
5	ACERTA SEGUROS	337,114.88	8.1%	10	7,297.82	1.0%	2.2%
6	SEGUROS SURAMERICANA, S.A	313,874.37	7.5%	1	217,257.31	31.0%	69.2%
7	BANESCO SEGUROS, S.A.	237,718.65	5.7%	5	53,114.33	7.6%	22.3%
8	ALIADO SEGUROS	159,713.67	3.8%	14	0.00	0.0%	0.0%
9	ASEGURADORA ANCON, S.A	154,846.13	3.7%	6	50,230.88	7.2%	32.4%
10	NACIONAL DE SEGUROS DE PANAMÁ Y CENTROAMÉRICA	123,380.28	3.0%	12	1,297.94	0.2%	1.1%
11	GENERAL DE SEGUROS, S.A.	112,951.99	2.7%	8	12,680.13	1.8%	11.2%
12	LA FLORESTA DE SEGUROS Y VIDA, S.A	62,059.00	1.5%	15	0.00	0.0%	0.0%
13	CHUBB SEGUROS PANAMA, S.A.	39,030.46	0.9%	9	9,992.39	1.4%	25.6%
14	ASEGURADORA DEL ISTMO, S.A. (ADISA)	37,704.89	0.9%	16	0.00	0.0%	0.0%
15	MULTIBANK SEGUROS, S.A	36,001.51	0.9%	17	0.00	0.0%	0.0%
16	ÓPTIMA COMPAÑÍA DE SEGUROS, S.A.	27,092.62	0.6%	11	6,387.63	0.9%	23.6%
17	LA REGIONAL DE SEGUROS, S.A	15,913.39	0.4%	18	0.00	0.0%	0.0%
18	SEGUROS BBA. CORP.	9,479.26	0.2%	13	390.75	0.1%	4.1%
19	SEGUROS FEDPA, S.A	4,176.65	0.1%	19	0.00	0.0%	0.0%
20	ASEGURADORA GLOBAL, S.A	0.00	0.0%	20	0.00	0.0%	0.0%
21	BUPA PANAMÁ, S.A.	0.00	0.0%	21	0.00	0.0%	0.0%
22	MERCANTIL PANAMÁ SEGUROS, S.A	0.00	0.0%	22	0.00	0.0%	0.0%
23	PAN AMERICAN LIFE INSURANCE DE PANAMÁ, S.A	0.00	0.0%	23	0.00	0.0%	0.0%
24	SAGICOR PANAMÁ, S.A	0.00	0.0%	24	0.00	0.0%	0.0%
25	VIVIR COMPAÑÍA DE SEGUROS, SA.	0.00	0.0%	25	0.00	0.0%	0.0%
26	WORLDWIDE MEDICAL ASSURANCE, LTD	0.00	0.0%	26	0.00	0.0%	0.0%
TOTAL		\$4,173,417.75	100%		\$701,944.01	100%	16.8%



Superintendencia de Seguros y Reaseguros de Panamá

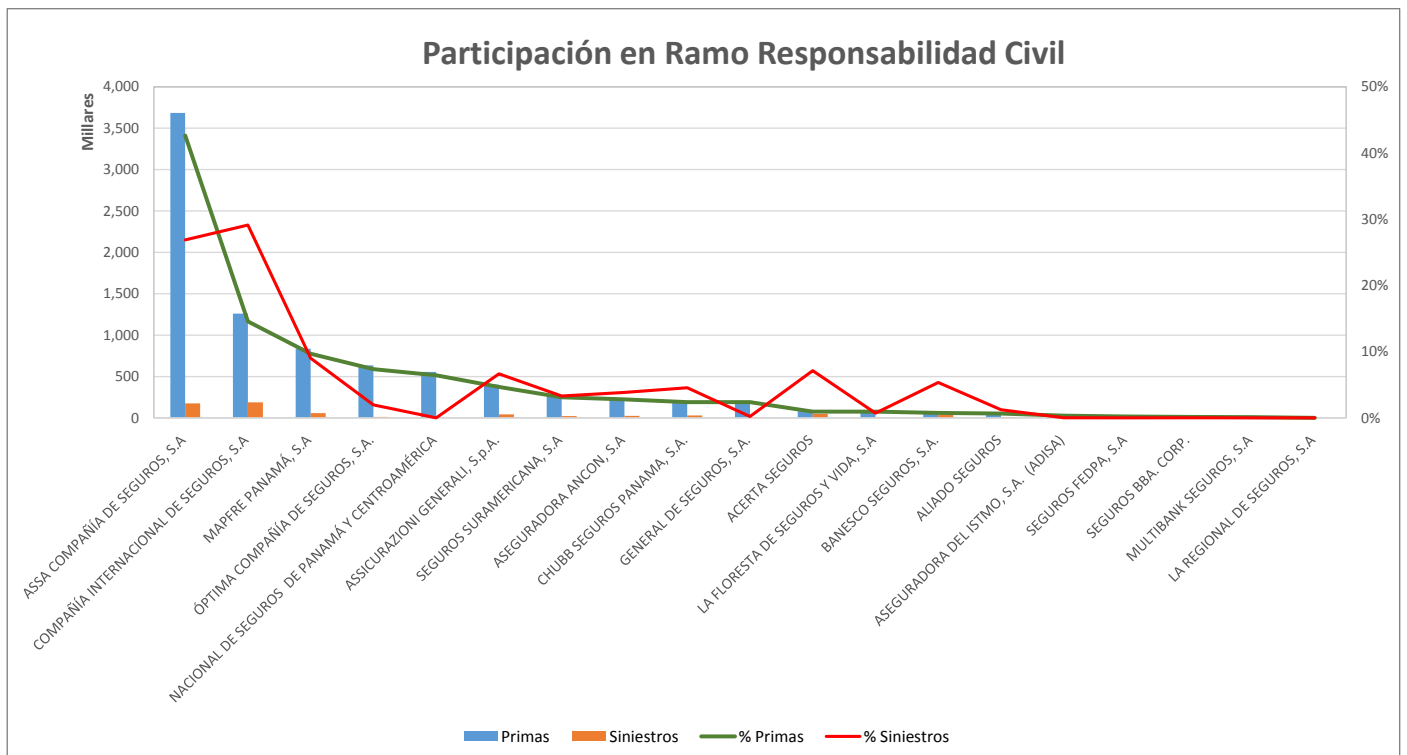
Participación de Mercado por Ramos



RAMO DE RESPONSABILIDAD CIVIL

AL MES DE FEBRERO DE 2017

#	Compañía de Seguros	Primas	% Primas	#	Siniestros	% Siniestros	Sinistralidad Promedio
1	ASSA COMPAÑÍA DE SEGUROS, S.A	3,685,174.19	42.6%	2	173,455.98	26.9%	4.7%
2	COMPAÑÍA INTERNACIONAL DE SEGUROS, S.A	1,259,661.21	14.6%	1	187,955.08	29.1%	14.9%
3	MAPFRE PANAMÁ, S.A	835,833.18	9.7%	3	58,130.35	9.0%	7.0%
4	ÓPTIMA COMPAÑÍA DE SEGUROS, S.A.	634,996.89	7.3%	10	12,548.15	1.9%	2.0%
5	NACIONAL DE SEGUROS DE PANAMÁ Y CENTROAMÉRICA	554,981.13	6.4%	16	0.00	0.0%	0.0%
6	ASSICURAZIONI GENERALI, S.p.A.	402,853.54	4.7%	5	43,015.78	6.7%	10.7%
7	SEGUROS SURAMERICANA, S.A	268,611.35	3.1%	9	21,291.22	3.3%	7.9%
8	ASEGURADORA ANCON, S.A	242,235.44	2.8%	8	24,824.13	3.8%	10.2%
9	CHUBB SEGUROS PANAMA, S.A.	206,547.14	2.4%	7	29,431.30	4.6%	14.2%
10	GENERAL DE SEGUROS, S.A.	204,929.81	2.4%	13	1,332.16	0.2%	0.7%
11	ACERTA SEGUROS	81,485.03	0.9%	4	45,968.26	7.1%	56.4%
12	LA FLORESTA DE SEGUROS Y VIDA, S.A	79,848.10	0.9%	12	4,715.80	0.7%	5.9%
13	BANESCO SEGUROS, S.A.	65,277.14	0.8%	6	34,540.36	5.4%	52.9%
14	ALIADO SEGUROS	55,069.87	0.6%	11	7,929.27	1.2%	14.4%
15	ASEGURADORA DEL ISTMO, S.A. (ADISA)	27,536.34	0.3%	15	76.12	0.0%	0.3%
16	SEGUROS FEDPA, S.A	16,487.51	0.2%	17	0.00	0.0%	0.0%
17	SEGUROS BBA. CORP.	11,345.89	0.1%	14	150.00	0.0%	1.3%
18	MULTIBANK SEGUROS, S.A	8,246.34	0.1%	18	0.00	0.0%	0.0%
19	LA REGIONAL DE SEGUROS, S.A	0.00	0.0%	19	0.00	0.0%	0.0%
20	ASEGURADORA GLOBAL, S.A	0.00	0.0%	20	0.00	0.0%	0.0%
21	BUPA PANAMÁ, S.A.	0.00	0.0%	21	0.00	0.0%	0.0%
22	MERCANTIL PANAMÁ SEGUROS, S.A	0.00	0.0%	22	0.00	0.0%	0.0%
23	PAN AMERICAN LIFE INSURANCE DE PANAMÁ, S.A	0.00	0.0%	23	0.00	0.0%	0.0%
24	SAGICOR PANAMÁ, S.A	0.00	0.0%	24	0.00	0.0%	0.0%
25	VIVIR COMPAÑÍA DE SEGUROS, SA.	0.00	0.0%	25	0.00	0.0%	0.0%
26	WORLDWIDE MEDICAL ASSURANCE, LTD	0.00	0.0%	26	0.00	0.0%	0.0%
TOTAL		\$8,641,120.10	100%		\$645,363.96	100%	7.5%



Superintendencia de Seguros y Reaseguros de Panamá

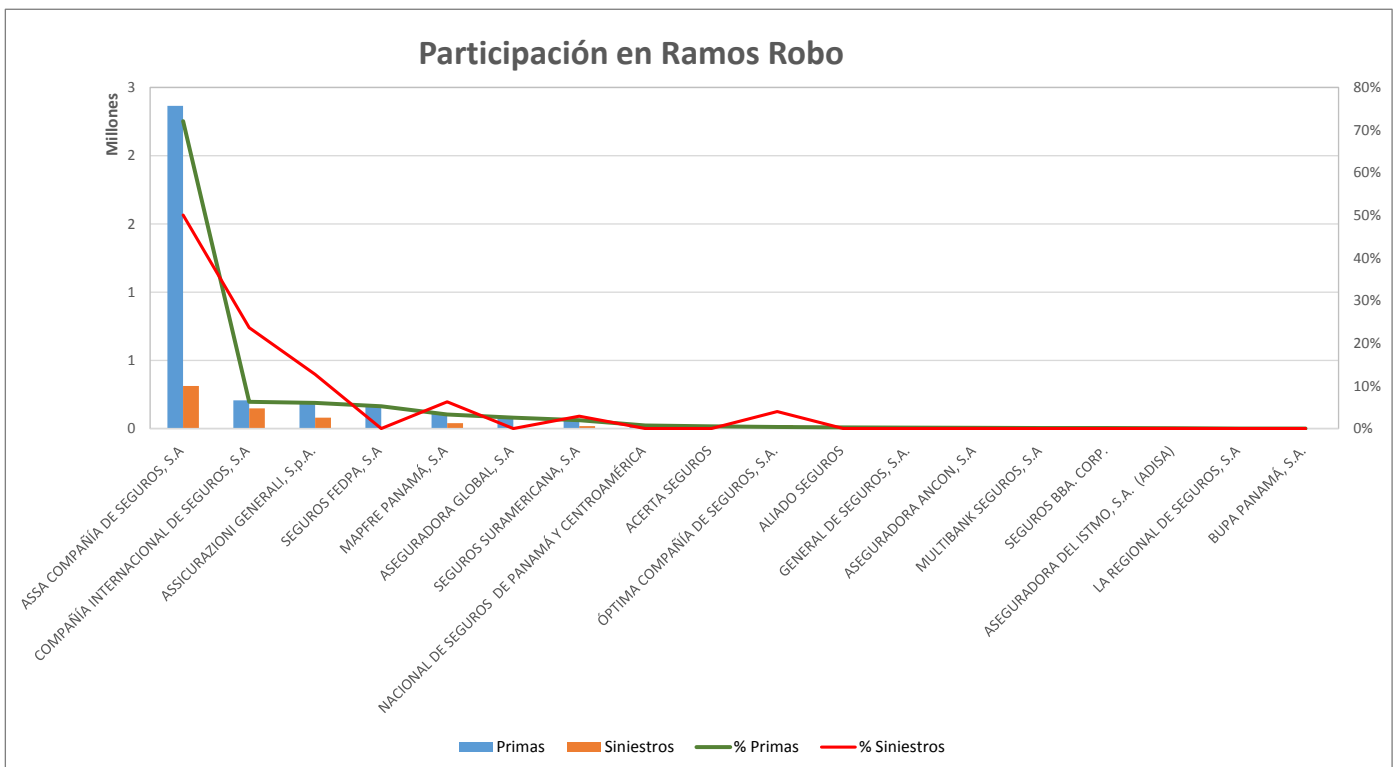
Participación de Mercado por Ramos



RAMO DE ROBO

AL MES DE FEBRERO DE 2017

#	Compañía de Seguros	Primas	% Primas	#	Siniestros	% Siniestros	Sinestralidad Promedio
1	ASSA COMPAÑÍA DE SEGUROS, S.A	2,364,728.98	72.1%	1	312,402.49	50.1%	13.2%
2	COMPAÑÍA INTERNACIONAL DE SEGUROS, S.A	206,023.95	6.3%	2	147,737.18	23.7%	71.7%
3	ASSICURAZIONI GENERALI, S.p.A.	197,968.54	6.0%	3	79,240.06	12.7%	40.0%
4	SEGUROS FEDPA, S.A	171,901.25	5.2%	10	0.00	0.0%	0.0%
5	MAPFRE PANAMÁ, S.A	108,516.67	3.3%	4	39,239.32	6.3%	36.2%
6	ASEGURADORA GLOBAL, S.A	84,235.12	2.6%	11	0.00	0.0%	0.0%
7	SEGUROS SURAMERICANA, S.A	64,415.02	2.0%	6	18,180.84	2.9%	28.2%
8	NACIONAL DE SEGUROS DE PANAMÁ Y CENTROAMÉRICA	23,207.85	0.7%	12	0.00	0.0%	0.0%
9	ACERTA SEGUROS	17,101.87	0.5%	13	0.00	0.0%	0.0%
10	ÓPTIMA COMPAÑÍA DE SEGUROS, S.A.	11,587.02	0.4%	5	24,916.39	4.0%	215.0%
11	ALIADO SEGUROS	9,301.39	0.3%	14	0.00	0.0%	0.0%
12	GENERAL DE SEGUROS, S.A.	7,822.05	0.2%	15	0.00	0.0%	0.0%
13	ASEGURADORA ANCON, S.A	6,185.70	0.2%	8	20.07	0.0%	0.3%
14	MULTIBANK SEGUROS, S.A	4,581.76	0.1%	16	0.00	0.0%	0.0%
15	SEGUROS BBA. CORP.	3,296.88	0.1%	17	0.00	0.0%	0.0%
16	ASEGURADORA DEL ISTMO, S.A. (ADISA)	1,654.60	0.1%	9	12.75	0.0%	0.8%
17	LA REGIONAL DE SEGUROS, S.A	0.00	0.0%	18	0.00	0.0%	0.0%
18	BUPA PANAMÁ, S.A.	0.00	0.0%	19	0.00	0.0%	0.0%
19	CHUBB SEGUROS PANAMA, S.A.	0.00	0.0%	20	0.00	0.0%	0.0%
20	LA FLORESTA DE SEGUROS Y VIDA, S.A	0.00	0.0%	21	0.00	0.0%	0.0%
21	MERCANTIL PANAMÁ SEGUROS, S.A	0.00	0.0%	22	0.00	0.0%	0.0%
22	PAN AMERICAN LIFE INSURANCE DE PANAMÁ, S.A	0.00	0.0%	23	0.00	0.0%	0.0%
23	SAGICOR PANAMÁ, S.A	0.00	0.0%	24	0.00	0.0%	0.0%
24	VIVIR COMPAÑÍA DE SEGUROS, SA.	0.00	0.0%	25	0.00	0.0%	0.0%
25	WORLDWIDE MEDICAL ASSURANCE, LTD	0.00	0.0%	26	0.00	0.0%	0.0%
26	BANESCO SEGUROS, S.A.	-2,238.65	-0.1%	7	2,145.39	0.3%	-95.8%
TOTAL		\$3,280,290.00	100%		\$623,894.49	100%	19.0%



Superintendencia de Seguros y Reaseguros de Panamá

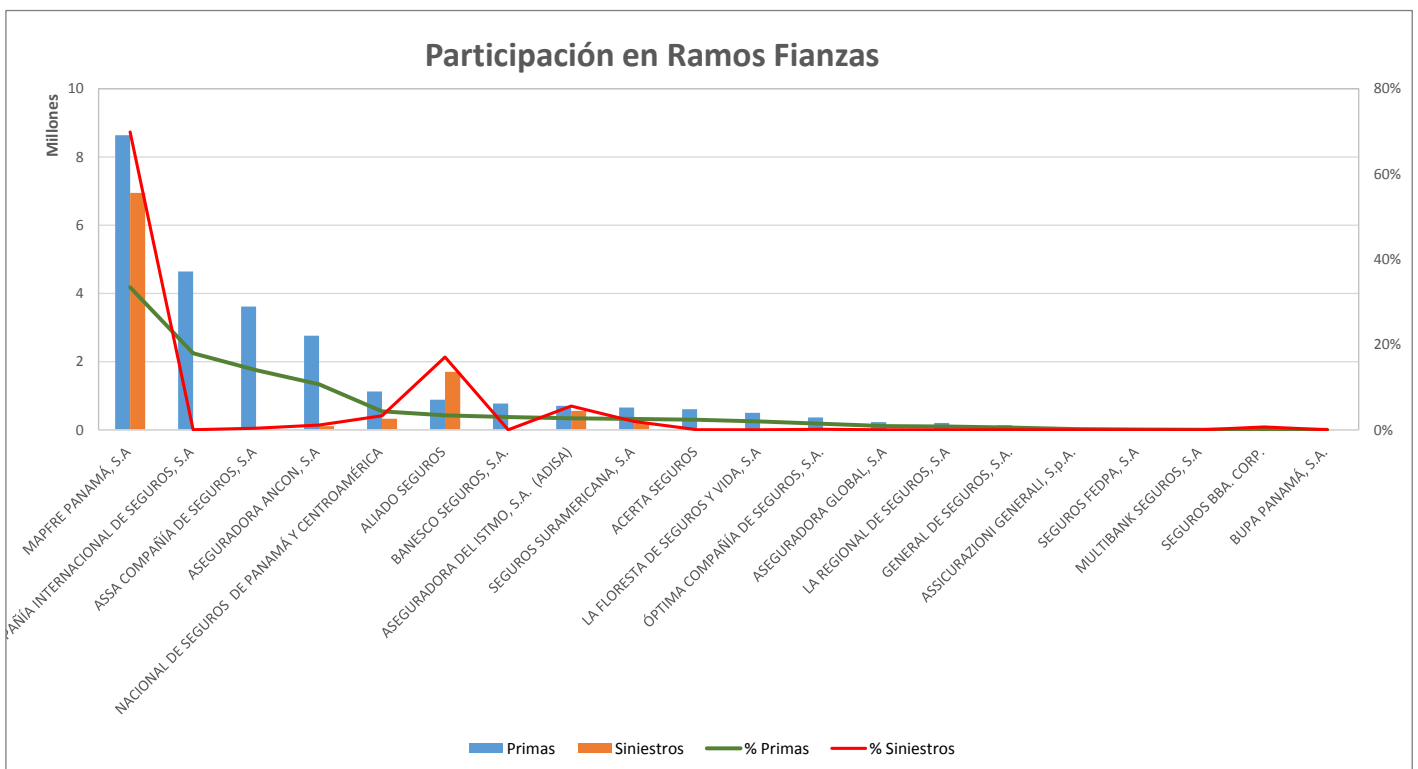
Participación de Mercado por Ramos



RAMO DE FIANZAS

AL MES DE FEBRERO DE 2017

#	Compañía de Seguros	Primas	% Primas	#	Siniestros	% Siniestros	Sinestralidad Promedio
1	MAPFRE PANAMÁ, S.A	8,636,097.41	33.4%	1	6,947,226.87	69.9%	80.4%
2	COMPAÑÍA INTERNACIONAL DE SEGUROS, S.A	4,641,625.58	18.0%	10	712.58	0.0%	0.0%
3	ASSA COMPAÑÍA DE SEGUROS, S.A	3,610,652.58	14.0%	8	36,920.00	0.4%	1.0%
4	ASEGURADORA ANCON, S.A	2,761,546.11	10.7%	6	108,512.59	1.1%	3.9%
5	NACIONAL DE SEGUROS DE PANAMÁ Y CENTROAMÉRICA	1,122,838.37	4.3%	4	327,884.97	3.3%	29.2%
6	ALIADO SEGUROS	881,345.33	3.4%	2	1,699,679.05	17.1%	192.9%
7	BANESCO SEGUROS, S.A.	773,162.85	3.0%	12	0.00	0.0%	0.0%
8	ASEGURADORA DEL ISTMO, S.A. (ADISA)	701,863.39	2.7%	3	552,423.82	5.6%	78.7%
9	SEGUROS SURAMERICANA, S.A	654,270.66	2.5%	5	193,627.86	1.9%	29.6%
10	ACERTA SEGUROS	601,858.00	2.3%	11	428.00	0.0%	0.1%
11	LA FLORESTA DE SEGUROS Y VIDA, S.A	499,914.50	1.9%	13	0.00	0.0%	0.0%
12	ÓPTIMA COMPAÑÍA DE SEGUROS, S.A.	360,378.44	1.4%	9	10,000.00	0.1%	2.8%
13	ASEGURADORA GLOBAL, S.A	227,814.48	0.9%	14	0.00	0.0%	0.0%
14	LA REGIONAL DE SEGUROS, S.A	201,141.83	0.8%	15	0.00	0.0%	0.0%
15	GENERAL DE SEGUROS, S.A.	130,993.80	0.5%	16	0.00	0.0%	0.0%
16	ASSICURAZIONI GENERALI, S.p.A.	42,009.51	0.2%	17	0.00	0.0%	0.0%
17	SEGUROS FEDPA, S.A	13,428.11	0.1%	18	0.00	0.0%	0.0%
18	MULTIBANK SEGUROS, S.A	9,510.15	0.0%	19	0.00	0.0%	0.0%
19	SEGUROS BBA. CORP.	2,989.32	0.0%	7	67,488.97	0.7%	2257.7%
20	BUPA PANAMÁ, S.A.	0.00	0.0%	20	0.00	0.0%	0.0%
21	PAN AMERICAN LIFE INSURANCE DE PANAMÁ, S.A	0.00	0.0%	21	0.00	0.0%	0.0%
22	SAGICOR PANAMÁ, S.A	0.00	0.0%	22	0.00	0.0%	0.0%
23	VIVIR COMPAÑÍA DE SEGUROS, S.A.	0.00	0.0%	23	0.00	0.0%	0.0%
24	WORLDWIDE MEDICAL ASSURANCE, LTD	0.00	0.0%	24	0.00	0.0%	0.0%
25	MERCANTIL PANAMÁ SEGUROS, S.A	-727.39	0.0%	25	0.00	0.0%	0.0%
26	CHUBB SEGUROS PANAMA, S.A.	-39,931.00	-0.2%	26	0.00	0.0%	0.0%
TOTAL		\$25,832,782.03	100%		\$9,944,904.71	100%	38.5%



Superintendencia de Seguros y Reaseguros de Panamá

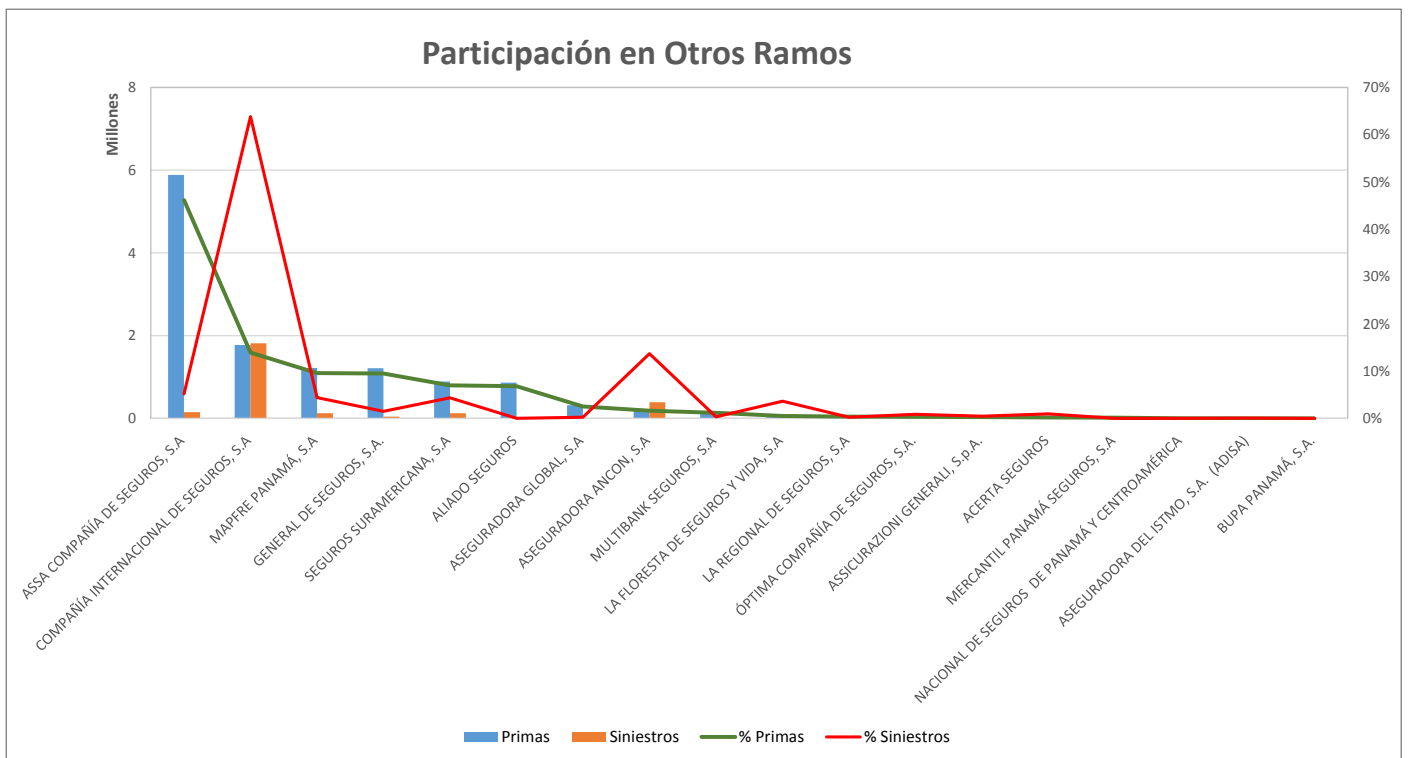
Participación de Mercado por Ramos



OTROS RAMOS

AL MES DE FEBRERO DE 2017

#	Compañía de Seguros	Primas	% Primas	#	Siniestros	% Siniestros	Sinestralidad Promedio
1	ASSA COMPAÑÍA DE SEGUROS, S.A	5,886,764.67	46.2%	3	148,049.73	5.2%	2.5%
2	COMPAÑÍA INTERNACIONAL DE SEGUROS, S.A	1,775,748.36	13.9%	1	1,812,669.11	63.8%	102.1%
3	MAPFRE PANAMÁ, S.A	1,219,905.98	9.6%	4	124,886.00	4.4%	10.2%
4	GENERAL DE SEGUROS, S.A.	1,210,287.40	9.5%	7	42,256.76	1.5%	3.5%
5	SEGUROS SURAMERICANA, S.A	891,788.91	7.0%	5	123,760.06	4.4%	13.9%
6	ALIADO SEGUROS	867,406.92	6.8%	17	200.00	0.0%	0.0%
7	ASEGURADORA GLOBAL, S.A	319,247.16	2.5%	13	7,045.70	0.2%	2.2%
8	ASEGURADORA ANCON, S.A	205,756.29	1.6%	2	389,260.52	13.7%	189.2%
9	MULTIBANK SEGUROS, S.A	149,315.07	1.2%	11	10,013.90	0.4%	6.7%
10	LA FLORESTA DE SEGUROS Y VIDA, S.A	63,535.90	0.5%	6	102,843.90	3.6%	161.9%
11	LA REGIONAL DE SEGUROS, S.A	46,776.73	0.4%	12	7,080.85	0.2%	15.1%
12	ÓPTIMA COMPAÑÍA DE SEGUROS, S.A.	43,210.97	0.3%	9	25,004.93	0.9%	57.9%
13	ASSICURAZIONI GENERALI, S.p.A.	39,017.10	0.3%	10	13,223.89	0.5%	33.9%
14	ACERTA SEGUROS	22,762.15	0.2%	8	26,631.62	0.9%	117.0%
15	MERCANTIL PANAMÁ SEGUROS, S.A	20,268.36	0.2%	18	0.00	0.0%	0.0%
16	NACIONAL DE SEGUROS DE PANAMÁ Y CENTROAMÉRICA	2,040.84	0.0%	16	225.80	0.0%	11.1%
17	ASEGURADORA DEL ISTMO, S.A. (ADISA)	0.00	0.0%	15	1,495.63	0.1%	#¡DIV/0!
18	BUPA PANAMÁ, S.A.	0.00	0.0%	19	0.00	0.0%	0.0%
19	CHUBB SEGUROS PANAMA, S.A.	0.00	0.0%	20	0.00	0.0%	0.0%
20	PAN AMERICAN LIFE INSURANCE DE PANAMÁ, S.A	0.00	0.0%	21	0.00	0.0%	0.0%
21	SAGICOR PANAMÁ, S.A	0.00	0.0%	22	0.00	0.0%	0.0%
22	SEGUROS BBA. CORP.	0.00	0.0%	23	0.00	0.0%	0.0%
23	SEGUROS FEDPA, S.A	0.00	0.0%	24	0.00	0.0%	0.0%
24	VIVIR COMPAÑÍA DE SEGUROS, SA.	0.00	0.0%	25	0.00	0.0%	0.0%
25	WORLDWIDE MEDICAL ASSURANCE, LTD	0.00	0.0%	26	0.00	0.0%	0.0%
26	BANESCO SEGUROS, S.A.	-15,361.46	-0.1%	14	5,383.79	0.2%	-35.0%
TOTAL		\$12,748,471.35	100%		\$2,840,032.19	100%	22.3%





SUPERINTENDENCIA DE SEGUROS Y REASEGUROS DE PANAMA
Cuadro 02. SINIESTROS PAGADOS DE SEGURO DIRECTO TOTALES LOCAL Y EXTERIOR
AL MES DE FEBRERO DE 2017

Compañía de Seguros	TOTAL	Vida Individual	Accidentes Personales	Salud	Colectivo de Vida	Incendio	Multirisgo	Transporte de Carga	Casco	Automóvil	Ramos Técnicos	Responsabilidad Civil	Robo	Fianzas	Otros Ramos
ACERTA SEGUROS	1,573,074.71	100,000.00	5,431.16	250,613.09	1,109.87	84,502.79	20,012.24	70,890.35	11,715.43	948,474.08	7,297.82	45,968.26	-	428.00	26,631.62
ALIADO SEGUROS	3,227,364.60	-	1,512.14	-	60,688.64	534,561.90	4,833.70	4,189.95	300,000.00	613,769.95	-	7,929.27	-	1,699,679.05	200.00
ASEGURADORA ANCON, S.A	8,369,761.55	40,000.00	16,472.20	1,432,445.25	530,664.71	3,703,995.65	2,598.85	45,653.57	1,064.50	2,024,018.63	50,230.88	24,824.13	20.07	108,512.59	389,260.52
ASEGURADORA DEL ISTMO, S.A. (ADISA)	655,738.21	-	2,189.59	74,714.29	14.17	1,196.11	-	703.28	-	22,912.45	-	76.12	12.75	552,423.82	1,495.63
ASEGURADORA GLOBAL, S.A	825,535.71	3,100.00	226.17	-	233,632.04	9,704.65	-	-	-	571,827.15	-	-	-	-	7,045.70
ASSA COMPAÑÍA DE SEGUROS, S.A	15,305,820.08	935,315.86	124,732.62	4,903,500.93	1,684,143.92	2,920,737.15	37,067.37	435,761.83	299,743.09	3,280,082.20	13,906.91	173,455.98	312,402.49	36,920.00	148,049.73
ASSICURAZIONI GENERALI, S.p.A.	7,009,400.02	1,945,219.25	80,518.42	1,430,015.44	335,235.02	199,404.10	138,058.91	36,551.90	19,625.50	2,581,781.78	107,509.97	43,015.78	79,240.06	-	13,223.89
BANESCO SEGUROS, S.A.	1,697,723.38	-	15.03	45,059.63	199,175.91	2,896.60	861,153.65	90,175.91	-	404,062.78	53,114.33	34,540.36	2,145.39	-	5,383.79
BUPA PANAMÁ, S.A.	240,734.40	-	-	240,734.40	-	-	-	-	-	-	-	-	-	-	-
CHUBB SEGUROS PANAMA, S.A.	39,673.69	-	250.00	-	-	-	-	-	-	-	9,992.39	29,431.30	-	-	-
COMPAÑÍA INTERNACIONAL DE SEGUROS, S.A	15,307,063.12	836,175.78	170,387.22	5,627,332.48	1,112,814.49	321,550.72	8,329.96	323,118.93	89,664.66	4,532,144.23	136,470.70	187,955.08	147,737.18	712.58	1,812,669.11
GENERAL DE SEGUROS, S.A.	1,129,896.20	-	303.54	-	610,416.58	47,553.73	3,360.04	-	-	411,993.26	12,680.13	1,332.16	-	-	42,256.76
LA FLORESTA DE SEGUROS Y VIDA, S.A	2,191,815.50	-	252.30	153,240.30	(7,600.00)	1,500,050.80	-	-	-	438,312.40	-	4,715.80	-	-	102,843.90
LA REGIONAL DE SEGUROS, S.A	347,280.37	-	-	-	11,543.35	-	-	-	-	328,656.17	-	-	-	-	7,080.85
MAPFRE PANAMÁ, S.A	25,704,720.23	1,573,200.23	157,702.73	6,478,944.76	2,296,849.80	1,089,198.51	-	183,853.80	382,450.58	6,287,630.03	85,407.25	58,130.35	39,239.32	6,947,226.87	124,886.00
MERCANTIL PANAMÁ SEGUROS, S.A	95,413.02	-	-	90,531.68	-	-	-	-	-	4,881.34	-	-	-	-	-
MULTIBANK SEGUROS, S.A	584,611.81	-	80,100.00	-	193,505.67	70,399.47	945.56	-	-	229,647.21	-	-	-	-	10,013.90
NACIONAL DE SEGUROS DE PANAMÁ Y CENTROAMÉRICA	523,054.28	-	-	-	1,555.31	8,716.24	-	-	-	183,374.02	1,297.94	-	-	327,884.97	225.80
ÓPTIMA COMPAÑÍA DE SEGUROS, S.A.	3,980,110.56	-	15,479.27	-	82,438.28	3,466,154.60	33,865.88	9,339.45	44,061.96	249,914.02	6,387.63	12,548.15	24,916.39	10,000.00	25,004.93
PAN AMERICAN LIFE INSURANCE DE PANAMÁ, S.A	7,808,889.58	768,522.33	35,602.82	6,564,276.22	440,488.21	-	-	-	-	-	-	-	-	-	-
SAGICOR PANAMÁ, S.A	532,592.64	-	8,238.06	519,354.58	5,000.00	-	-	-	-	-	-	-	-	-	-
SEGUROS BBA. CORP.	334,146.73	-	6,439.81	-	5,345.09	2,167.50	-	-	-	252,164.61	390.75	150.00	-	67,488.97	-
SEGUROS FEDPA, S.A	2,704,390.34	-	59,670.56	-	393,756.37	-	22,484.04	6,968.00	-	2,221,511.37	-	-	-	-	-
SEGUROS SURAMERICANA, S.A	10,169,688.96	1,129,031.68	60,215.40	-	1,235,855.50	2,930,559.43	-	7,163.13	-	4,232,746.53	217,257.31	21,291.22	18,180.84	193,627.86	123,760.06
VIVIR COMPAÑÍA DE SEGUROS, SA.	1,075,041.64	-	1,106.92	1,029,743.51	44,191.21	-	-	-	-	-	-	-	-	-	-
WORLDWIDE MEDICAL ASSURANCE, LTD	4,342,289.14	20,000.00	1,755.06	4,310,990.80	9,543.28	-	-	-	-	-	-	-	-	-	-
TOTAL	115,775,830.47	7,350,565.13	828,601.02	33,151,497.36	9,480,367.42	16,893,349.95	1,132,710.20	1,214,370.10	1,148,325.72	29,819,904.21	701,944.01	645,363.96	623,894.49	9,944,904.71	2,840,032.19