

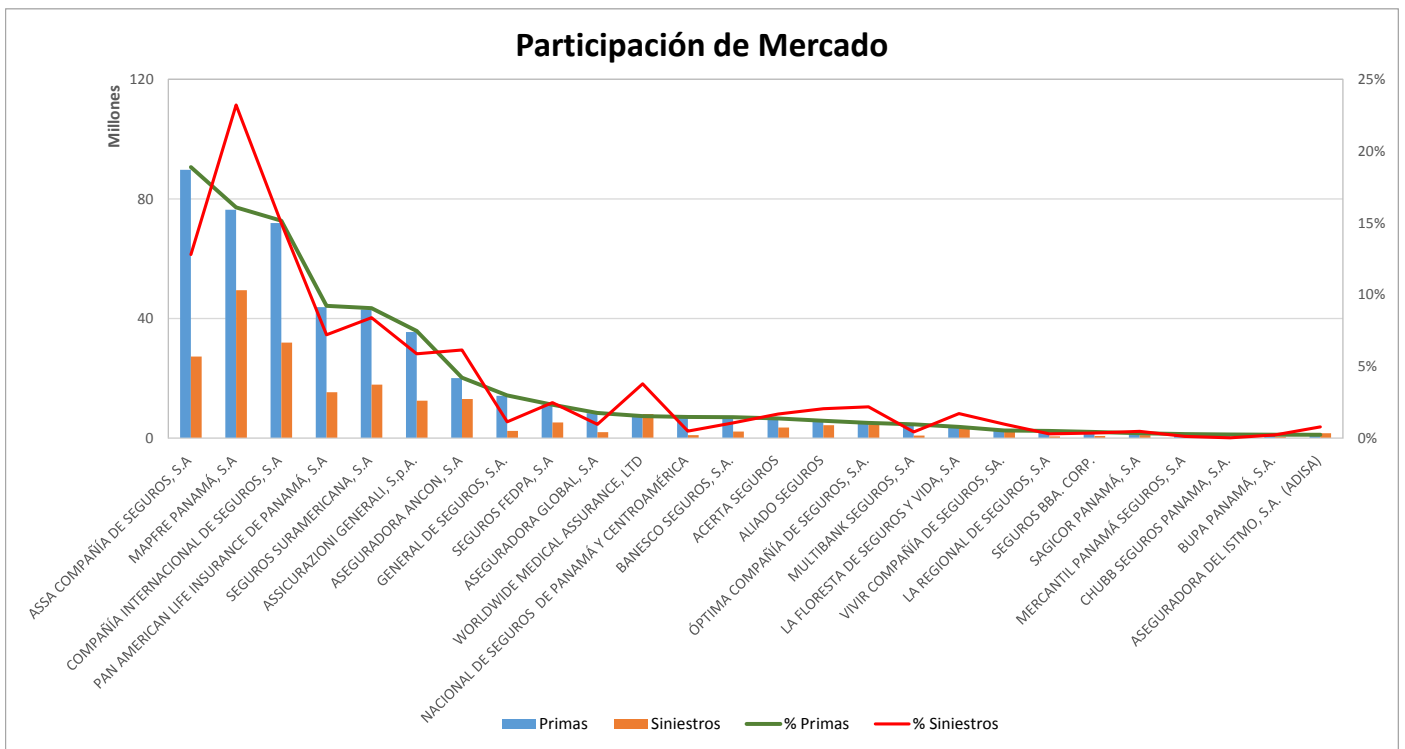
Superintendencia de Seguros y Reaseguros de Panamá

Participación de Mercado por Ramos



PARTICIPACION DE MERCADO AL MES DE ABRIL DE 2017

#	Compañía de Seguros	Primas	% Primas	#	Siniestros	% Siniestros	Sinestralidad Promedio
1	ASSA COMPAÑÍA DE SEGUROS, S.A	89,729,365.85	18.9%	3	27,284,278.12	12.8%	30.4%
2	MAPFRE PANAMÁ, S.A	76,398,849.01	16.1%	1	49,508,024.91	23.2%	64.8%
3	COMPAÑÍA INTERNACIONAL DE SEGUROS, S.A	71,963,672.09	15.1%	2	31,952,634.20	15.0%	44.4%
4	PAN AMERICAN LIFE INSURANCE DE PANAMÁ, S.A	43,838,760.99	9.2%	5	15,359,061.62	7.2%	35.0%
5	SEGUROS SURAMERICANA, S.A	43,033,622.95	9.1%	4	17,926,058.92	8.4%	41.7%
6	ASSICURAZIONI GENERALI, S.p.A.	35,526,168.26	7.5%	7	12,543,882.82	5.9%	35.3%
7	ASEGURADORA ANCON, S.A	20,085,535.06	4.2%	6	13,119,329.77	6.2%	65.3%
8	GENERAL DE SEGUROS, S.A.	14,187,185.10	3.0%	14	2,449,480.44	1.1%	17.3%
9	SEGUROS FEDPA, S.A	11,121,265.26	2.3%	9	5,304,511.56	2.5%	47.7%
10	ASEGURADORA GLOBAL, S.A	8,410,258.02	1.8%	17	2,051,718.77	1.0%	24.4%
11	WORLDWIDE MEDICAL ASSURANCE, LTD	7,321,280.65	1.5%	8	8,102,458.73	3.8%	110.7%
12	NACIONAL DE SEGUROS DE PANAMÁ Y CENTROAMÉRICA	7,077,963.28	1.5%	19	1,067,677.65	0.5%	15.1%
13	BANESCO SEGUROS, S.A.	6,964,187.28	1.5%	15	2,270,817.55	1.1%	32.6%
14	ACERTA SEGUROS	6,565,414.84	1.4%	13	3,615,018.49	1.7%	55.1%
15	ALIADO SEGUROS	5,772,216.89	1.2%	11	4,378,171.96	2.1%	75.8%
16	ÓPTIMA COMPAÑÍA DE SEGUROS, S.A.	5,093,261.71	1.1%	10	4,657,493.97	2.2%	91.4%
17	MULTIBANK SEGUROS, S.A	4,596,624.81	1.0%	21	940,226.32	0.4%	20.5%
18	LA FLORESTA DE SEGUROS Y VIDA, S.A	3,744,379.40	0.8%	12	3,659,364.70	1.7%	97.7%
19	VIVIR COMPAÑÍA DE SEGUROS, S.A.	2,547,577.29	0.5%	16	2,095,984.95	1.0%	82.3%
20	LA REGIONAL DE SEGUROS, S.A	2,430,510.56	0.5%	23	641,282.67	0.3%	26.4%
21	SEGUROS BBA. CORP.	2,076,174.74	0.4%	22	770,373.47	0.4%	37.1%
22	SAGICOR PANAMÁ, S.A	1,676,210.23	0.4%	20	1,037,301.45	0.5%	61.9%
23	MERCANTIL PANAMÁ SEGUROS, S.A	1,400,235.95	0.3%	25	274,533.95	0.1%	19.6%
24	CHUBB SEGUROS PANAMA, S.A.	1,247,727.12	0.3%	26	64,210.89	0.0%	5.1%
25	BUPA PANAMÁ, S.A.	1,207,549.26	0.3%	24	509,693.50	0.2%	42.2%
26	ASEGURADORA DEL ISTMO, S.A. (ADISA)	1,158,269.27	0.2%	18	1,691,598.06	0.8%	146.0%
TOTAL		\$475,174,265.87	100%		\$213,275,189.44	100%	44.9%



Superintendencia de Seguros y Reaseguros de Panamá

Participación de Mercado por Ramos

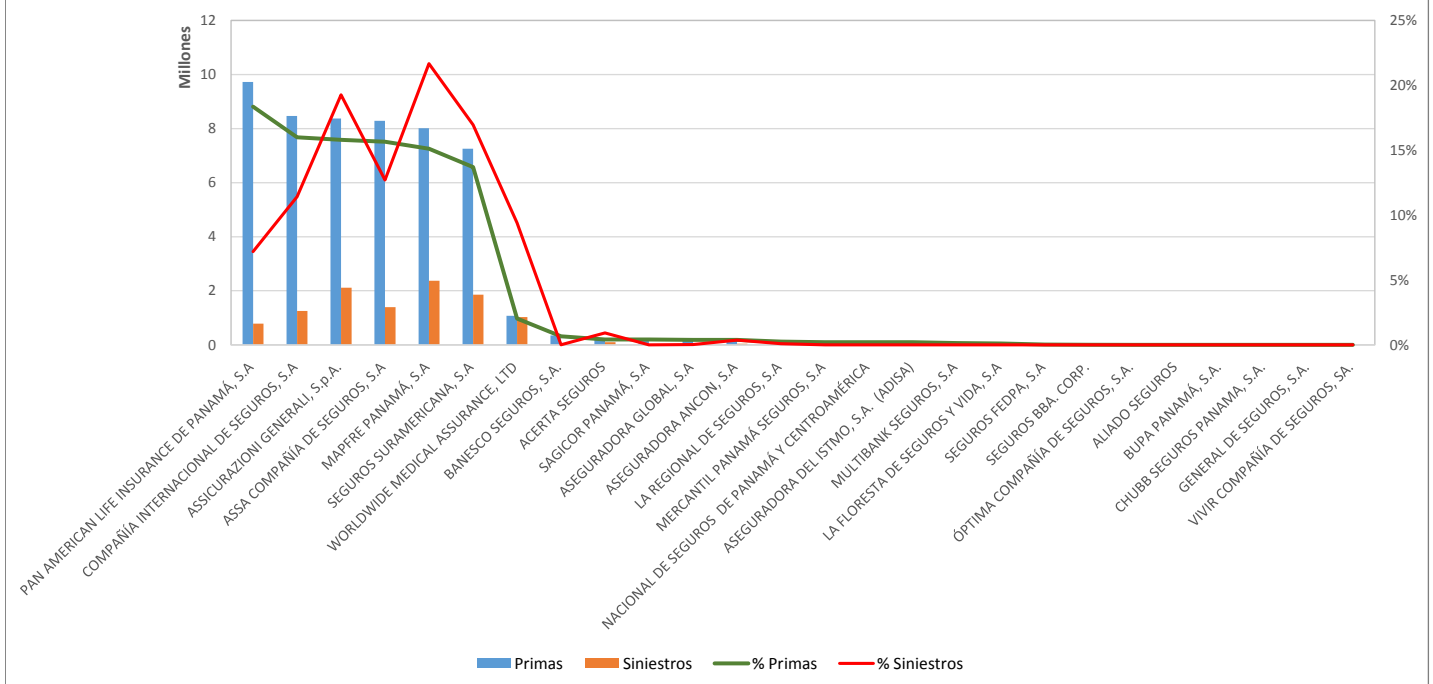


RAMO DE VIDA INDIVIDUAL

AL MES DE ABRIL DE 2017

#	Compañía de Seguros	Primas	% Primas	#	Siniestros	% Siniestros	Sinestralidad Promedio
1	PAN AMERICAN LIFE INSURANCE DE PANAMÁ, S.A	9,723,967.86	18.4%	7	786,951.16	7.2%	8.1%
2	COMPAÑÍA INTERNACIONAL DE SEGUROS, S.A	8,468,784.66	16.0%	5	1,249,803.25	11.4%	14.8%
3	ASSICURAZIONI GENERALI, S.p.A.	8,368,761.84	15.8%	2	2,109,849.88	19.3%	25.2%
4	ASSA COMPAÑÍA DE SEGUROS, S.A	8,288,613.46	15.6%	4	1,390,979.77	12.7%	16.8%
5	MAPFRE PANAMÁ, S.A	8,009,806.74	15.1%	1	2,372,515.94	21.7%	29.6%
6	SEGUROS SURAMERICANA, S.A	7,254,375.77	13.7%	3	1,856,015.36	17.0%	25.6%
7	WORLDWIDE MEDICAL ASSURANCE, LTD	1,077,165.43	2.0%	6	1,030,000.00	9.4%	95.6%
8	BANESCO SEGUROS, S.A.	348,404.18	0.7%	12	85.00	0.0%	0.0%
9	ACERTA SEGUROS	218,554.93	0.4%	8	100,000.00	0.9%	45.8%
10	SAGICOR PANAMÁ, S.A	216,180.89	0.4%	13	0.00	0.0%	0.0%
11	ASEGURADORA GLOBAL, S.A	203,021.84	0.4%	11	3,300.00	0.0%	1.6%
12	ASEGURADORA ANCON, S.A	200,176.71	0.4%	9	40,000.00	0.4%	20.0%
13	LA REGIONAL DE SEGUROS, S.A	128,743.75	0.2%	10	9,144.00	0.1%	7.1%
14	MERCANTIL PANAMÁ SEGUROS, S.A	108,190.67	0.2%	14	0.00	0.0%	0.0%
15	NACIONAL DE SEGUROS DE PANAMÁ Y CENTROAMÉRICA	108,168.56	0.2%	15	0.00	0.0%	0.0%
16	ASEGURADORA DEL ISTMO, S.A. (ADISA)	105,807.17	0.2%	16	0.00	0.0%	0.0%
17	MULTIBANK SEGUROS, S.A	74,020.64	0.1%	17	0.00	0.0%	0.0%
18	LA FLORESTA DE SEGUROS Y VIDA, S.A	57,396.90	0.1%	18	0.00	0.0%	0.0%
19	SEGUROS FEDPA, S.A	13,048.60	0.0%	19	0.00	0.0%	0.0%
20	SEGUROS BBA. CORP.	2,738.47	0.0%	20	0.00	0.0%	0.0%
21	ÓPTIMA COMPAÑÍA DE SEGUROS, S.A.	0.00	0.0%	21	0.00	0.0%	0.0%
22	ALIADO SEGUROS	0.00	0.0%	22	0.00	0.0%	0.0%
23	BUPA PANAMÁ, S.A.	0.00	0.0%	23	0.00	0.0%	0.0%
24	CHUBB SEGUROS PANAMA, S.A.	0.00	0.0%	24	0.00	0.0%	0.0%
25	GENERAL DE SEGUROS, S.A.	0.00	0.0%	25	0.00	0.0%	0.0%
26	VIVIR COMPAÑÍA DE SEGUROS, SA.	0.00	0.0%	26	0.00	0.0%	0.0%
TOTAL		\$52,975,929.07	100%		\$10,948,644.36	100%	20.7%

Participación en Vida Individual



Superintendencia de Seguros y Reaseguros de Panamá

Participación de Mercado por Ramos

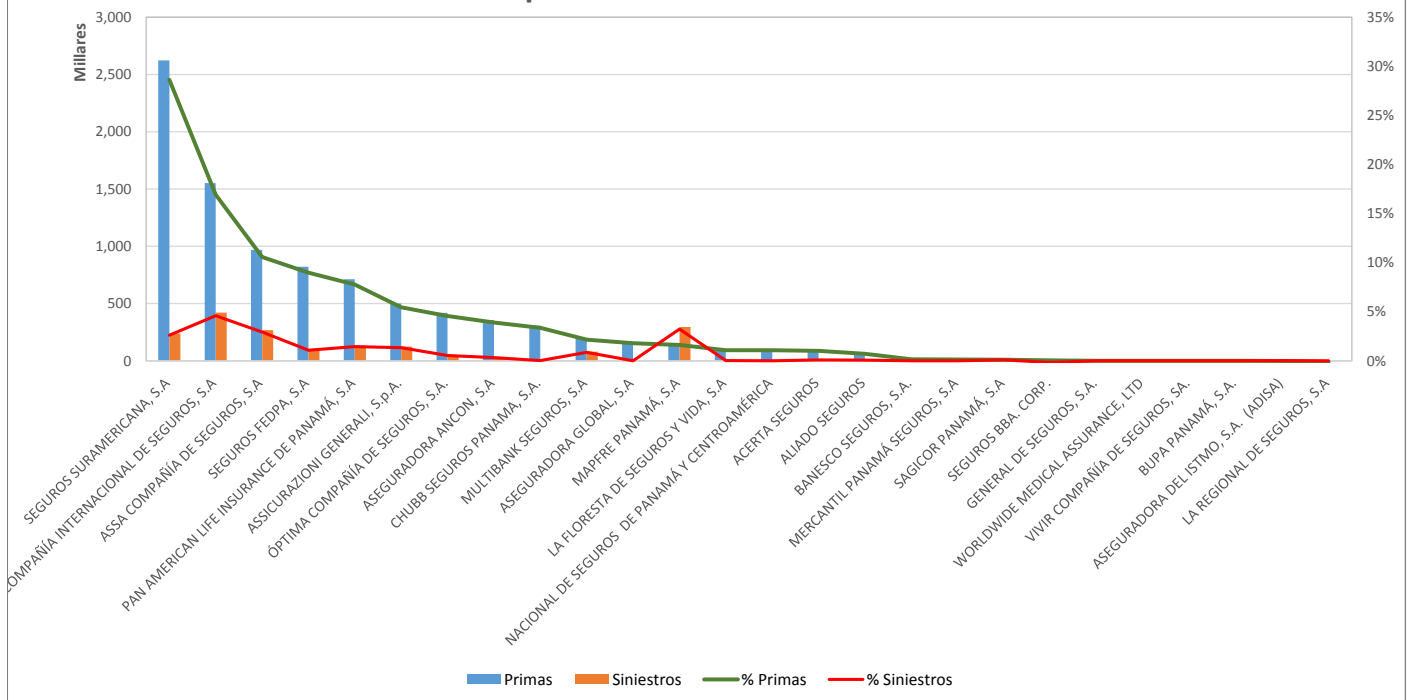


RAMO DE ACCIDENTES PERSONALES

AL MES DE ABRIL DE 2017

#	Compañía de Seguros	Primas	% Primas	#	Siniestros	% Siniestros	Sinestralidad Promedio
1	SEGUROS SURAMERICANA, S.A	2,623,985.13	28.6%	4	239,349.85	2.6%	9.1%
2	COMPAÑÍA INTERNACIONAL DE SEGUROS, S.A	1,551,644.17	16.9%	1	421,366.91	4.6%	27.2%
3	ASSA COMPAÑÍA DE SEGUROS, S.A	968,958.17	10.6%	3	268,482.47	2.9%	27.7%
4	SEGUROS FEDPA, S.A	822,212.28	9.0%	7	99,219.95	1.1%	12.1%
5	PAN AMERICAN LIFE INSURANCE DE PANAMÁ, S.A	712,251.06	7.8%	5	132,930.87	1.5%	18.7%
6	ASSICURAZIONI GENERALI, S.p.A.	499,933.70	5.5%	6	123,758.76	1.4%	24.8%
7	ÓPTIMA COMPAÑÍA DE SEGUROS, S.A.	418,748.84	4.6%	9	50,112.73	0.5%	12.0%
8	ASEGURADORA ANCON, S.A	357,179.81	3.9%	10	30,195.06	0.3%	8.5%
9	CHUBB SEGUROS PANAMA, S.A.	307,558.74	3.4%	14	3,425.00	0.0%	1.1%
10	MULTIBANK SEGUROS, S.A	198,590.73	2.2%	8	80,100.00	0.9%	40.3%
11	ASEGURADORA GLOBAL, S.A	164,198.73	1.8%	20	420.03	0.0%	0.3%
12	MAPFRE PANAMÁ, S.A	149,024.81	1.6%	2	296,081.04	3.2%	198.7%
13	LA FLORESTA DE SEGUROS Y VIDA, S.A	100,063.20	1.1%	15	3,347.10	0.0%	3.3%
14	NACIONAL DE SEGUROS DE PANAMÁ Y CENTROAMÉRICA	99,114.13	1.1%	22	0.00	0.0%	0.0%
15	ACERTA SEGUROS	93,437.20	1.0%	11	8,398.40	0.1%	9.0%
16	ALIADO SEGUROS	65,795.21	0.7%	13	6,719.63	0.1%	10.2%
17	BANESCO SEGUROS, S.A.	14,344.09	0.2%	19	515.03	0.0%	3.6%
18	MERCANTIL PANAMÁ SEGUROS, S.A	11,928.18	0.1%	23	0.00	0.0%	0.0%
19	SAGICOR PANAMÁ, S.A	9,910.50	0.1%	12	8,238.06	0.1%	83.1%
20	SEGUROS BBA. CORP.	4,586.61	0.1%	26	-14,640.62	-0.2%	0.0%
21	GENERAL DE SEGUROS, S.A.	1,761.90	0.0%	21	303.54	0.0%	17.2%
22	WORLDWIDE MEDICAL ASSURANCE, LTD	1,057.25	0.0%	17	1,755.06	0.0%	166.0%
23	VIVIR COMPAÑÍA DE SEGUROS, SA.	557.92	0.0%	18	1,313.51	0.0%	235.4%
24	BUPA PANAMÁ, S.A.	0.00	0.0%	24	0.00	0.0%	0.0%
25	ASEGURADORA DEL ISTMO, S.A. (ADISA)	-1,074.29	0.0%	16	2,612.44	0.0%	-243.2%
26	LA REGIONAL DE SEGUROS, S.A	-11,086.46	-0.1%	25	0.00	0.0%	0.0%
TOTAL		\$9,164,681.61	100%		\$1,764,004.82	100%	19.2%

Participación en Accidentes Personales



Superintendencia de Seguros y Reaseguros de Panamá

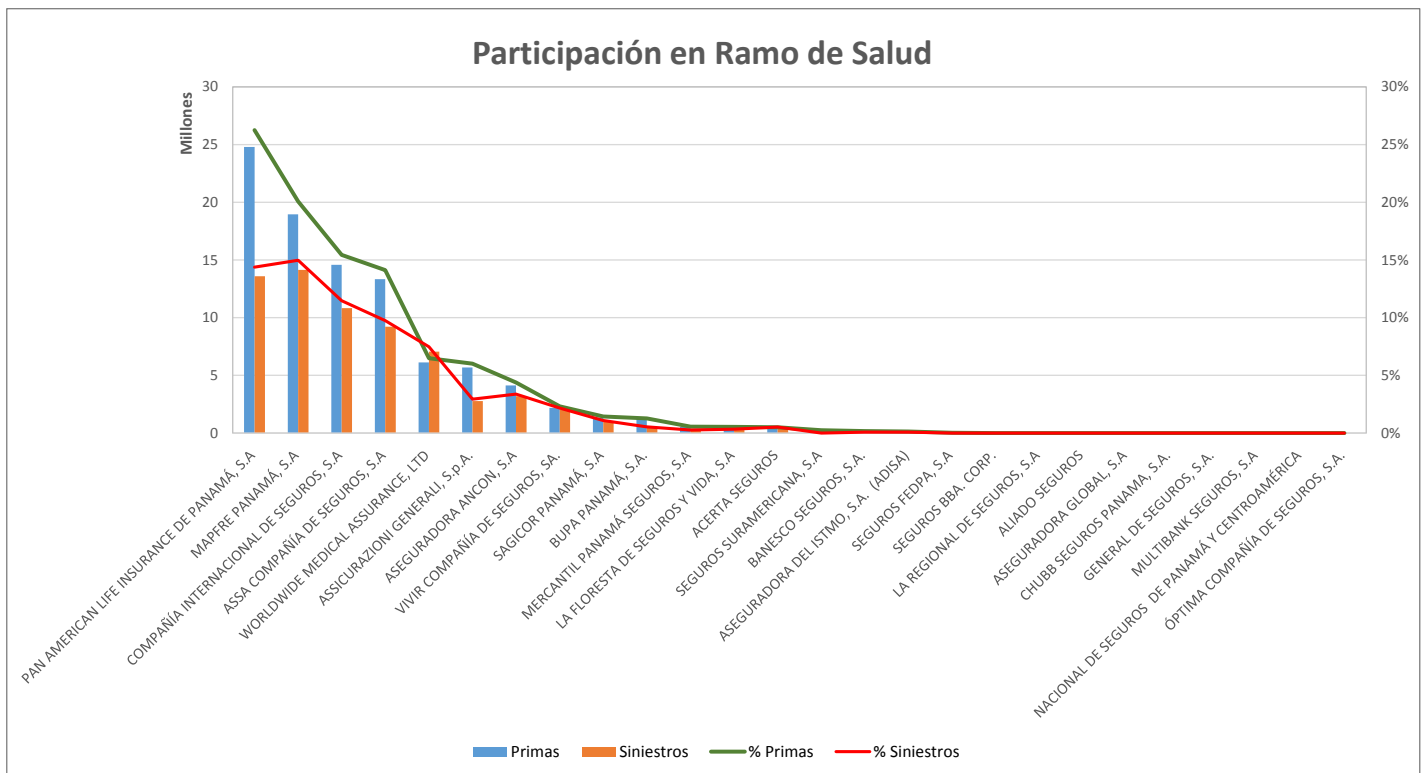
Participación de Mercado por Ramos



RAMO DE SALUD

AL MES DE ABRIL DE 2017

#	Compañía de Seguros	Primas	% Primas	#	Siniestros	% Siniestros	Sinistralidad Promedio
1	PAN AMERICAN LIFE INSURANCE DE PANAMÁ, S.A	24,798,425.69	26.3%	2	13,585,590.39	14.4%	54.8%
2	MAPFRE PANAMÁ, S.A	18,952,066.31	20.1%	1	14,144,990.69	15.0%	74.6%
3	COMPAÑÍA INTERNACIONAL DE SEGUROS, S.A	14,588,655.35	15.4%	3	10,835,071.75	11.5%	74.3%
4	ASSA COMPAÑÍA DE SEGUROS, S.A	13,342,587.09	14.1%	4	9,209,463.24	9.7%	69.0%
5	WORLDWIDE MEDICAL ASSURANCE, LTD	6,127,521.35	6.5%	5	7,054,927.27	7.5%	115.1%
6	ASSICURAZIONI GENERALI, S.p.A.	5,687,756.55	6.0%	7	2,780,241.46	2.9%	48.9%
7	ASEGURADORA ANCON, S.A	4,133,061.91	4.4%	6	3,190,910.83	3.4%	77.2%
8	VIVIR COMPAÑÍA DE SEGUROS, SA.	2,191,635.48	2.3%	8	2,043,890.35	2.2%	93.3%
9	SAGICOR PANAMÁ, S.A	1,352,832.67	1.4%	9	1,024,063.39	1.1%	75.7%
10	BUPA PANAMÁ, S.A.	1,207,549.26	1.3%	10	509,693.50	0.5%	42.2%
11	MERCANTIL PANAMÁ SEGUROS, S.A	532,307.19	0.6%	13	242,524.88	0.3%	45.6%
12	LA FLORESTA DE SEGUROS Y VIDA, S.A	517,494.10	0.5%	12	315,365.20	0.3%	60.9%
13	ACERTA SEGUROS	471,982.66	0.5%	11	495,518.30	0.5%	105.0%
14	SEGUROS SURAMERICANA, S.A	239,829.36	0.3%	16	0.00	0.0%	0.0%
15	BANESCO SEGUROS, S.A.	170,716.52	0.2%	14	80,392.94	0.1%	47.1%
16	ASEGURADORA DEL ISTMO, S.A. (ADISA)	121,501.54	0.1%	15	75,129.89	0.1%	61.8%
17	SEGUROS FEDPA, S.A	24,812.13	0.0%	17	0.00	0.0%	0.0%
18	SEGUROS BBA. CORP.	0.00	0.0%	18	0.00	0.0%	0.0%
19	LA REGIONAL DE SEGUROS, S.A	0.00	0.0%	19	0.00	0.0%	0.0%
20	ALIADO SEGUROS	0.00	0.0%	20	0.00	0.0%	0.0%
21	ASEGURADORA GLOBAL, S.A	0.00	0.0%	21	0.00	0.0%	0.0%
22	CHUBB SEGUROS PANAMA, S.A.	0.00	0.0%	22	0.00	0.0%	0.0%
23	GENERAL DE SEGUROS, S.A.	0.00	0.0%	23	0.00	0.0%	0.0%
24	MULTIBANK SEGUROS, S.A	0.00	0.0%	24	0.00	0.0%	0.0%
25	NACIONAL DE SEGUROS DE PANAMÁ Y CENTROAMÉRICA	0.00	0.0%	25	0.00	0.0%	0.0%
26	ÓPTIMA COMPAÑÍA DE SEGUROS, S.A.	0.00	0.0%	26	0.00	0.0%	0.0%
TOTAL		\$94,460,735.16	100%		\$65,587,774.08	100%	69.4%



Superintendencia de Seguros y Reaseguros de Panamá

Participación de Mercado por Ramos

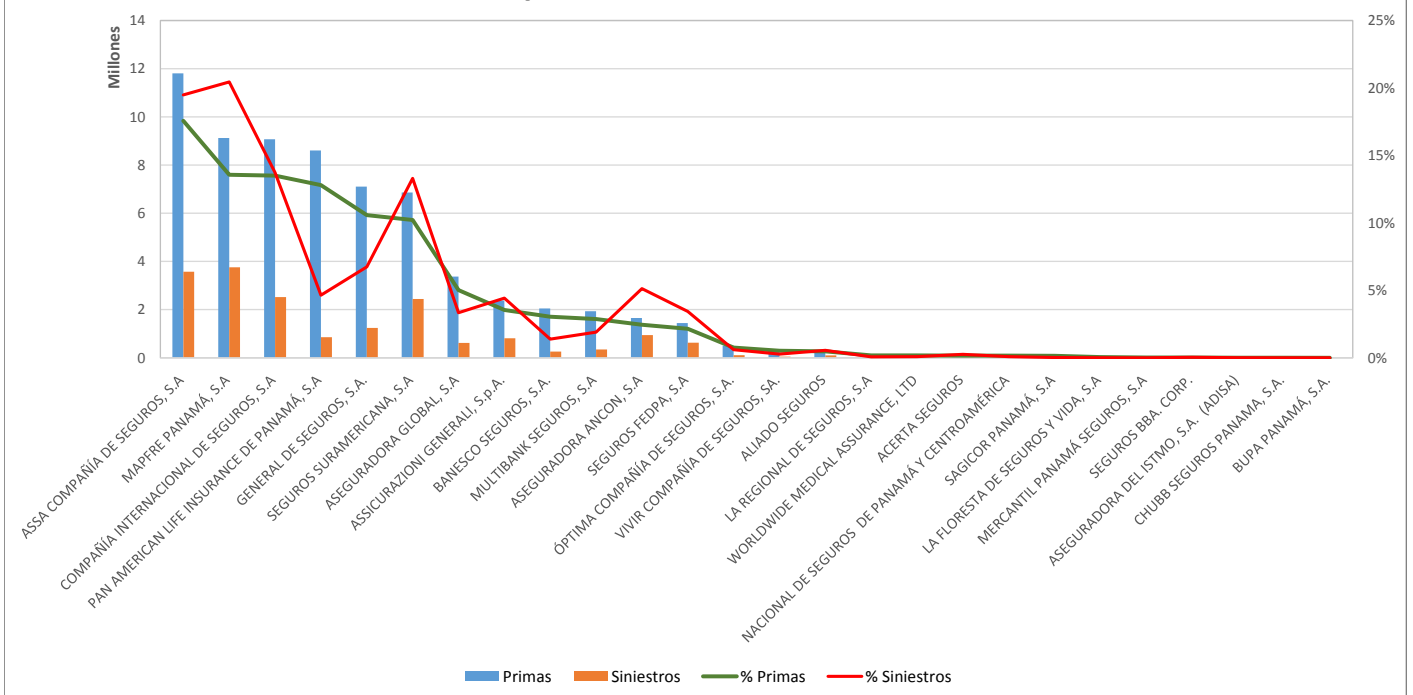


RAMO DE COLECTIVO DE VIDA

AL MES DE ABRIL DE 2017

#	Compañía de Seguros	Primas	% Primas	#	Siniestros	% Siniestros	Sinistralidad Promedio
1	ASSA COMPAÑÍA DE SEGUROS, S.A	11,806,893.48	17.6%	2	3,576,709.06	19.5%	30.3%
2	MAPFRE PANAMÁ, S.A	9,120,395.72	13.6%	1	3,754,488.18	20.4%	41.2%
3	COMPAÑÍA INTERNACIONAL DE SEGUROS, S.A	9,074,309.00	13.5%	3	2,519,421.25	13.7%	27.8%
4	PAN AMERICAN LIFE INSURANCE DE PANAMÁ, S.A	8,604,116.38	12.8%	7	853,589.20	4.6%	9.9%
5	GENERAL DE SEGUROS, S.A.	7,109,743.95	10.6%	5	1,238,678.58	6.7%	17.4%
6	SEGUROS SURAMERICANA, S.A	6,865,252.74	10.2%	4	2,442,572.99	13.3%	35.6%
7	ASEGURADORA GLOBAL, S.A	3,374,625.93	5.0%	10	614,519.94	3.3%	18.2%
8	ASSICURAZIONI GENERALI, S.p.A.	2,383,552.38	3.5%	8	812,861.06	4.4%	34.1%
9	BANESCO SEGUROS, S.A.	2,046,657.24	3.0%	12	255,053.70	1.4%	12.5%
10	MULTIBANK SEGUROS, S.A	1,933,240.37	2.9%	11	350,052.29	1.9%	18.1%
11	ASEGURADORA ANCON, S.A	1,648,581.69	2.5%	6	940,465.53	5.1%	57.0%
12	SEGUROS FEDPA, S.A	1,442,484.21	2.1%	9	630,641.96	3.4%	43.7%
13	ÓPTIMA COMPAÑÍA DE SEGUROS, S.A.	506,995.32	0.8%	13	110,894.39	0.6%	21.9%
14	VIVIR COMPAÑÍA DE SEGUROS, SA.	355,383.89	0.5%	15	50,781.09	0.3%	14.3%
15	ALIADO SEGUROS	317,266.72	0.5%	14	103,075.31	0.6%	32.5%
16	LA REGIONAL DE SEGUROS, S.A	117,128.51	0.2%	19	13,605.21	0.1%	11.6%
17	WORLDWIDE MEDICAL ASSURANCE, LTD	115,536.62	0.2%	17	15,776.40	0.1%	13.7%
18	ACERTA SEGUROS	113,425.67	0.2%	16	48,549.74	0.3%	42.8%
19	NACIONAL DE SEGUROS DE PANAMÁ Y CENTROAMÉRICA	109,939.22	0.2%	18	15,707.58	0.1%	14.3%
20	SAGICOR PANAMÁ, S.A	97,286.17	0.1%	21	5,000.00	0.0%	5.1%
21	LA FLORESTA DE SEGUROS Y VIDA, S.A	39,794.00	0.1%	22	2,686.30	0.0%	6.8%
22	MERCANTIL PANAMÁ SEGUROS, S.A	13,585.30	0.0%	24	0.00	0.0%	0.0%
23	SEGUROS BBA. CORP.	10,828.29	0.0%	20	7,245.09	0.0%	66.9%
24	ASEGURADORA DEL ISTMO, S.A. (ADISA)	4,852.79	0.0%	23	14.86	0.0%	0.3%
25	CHUBB SEGUROS PANAMA, S.A.	2,164.89	0.0%	25	0.00	0.0%	0.0%
26	BUPA PANAMÁ, S.A.	0.00	0.0%	26	0.00	0.0%	0.0%
TOTAL		\$67,214,040.48	100%		\$18,362,389.71	100%	27.3%

Participación en Colectivo de Vida



Superintendencia de Seguros y Reaseguros de Panamá

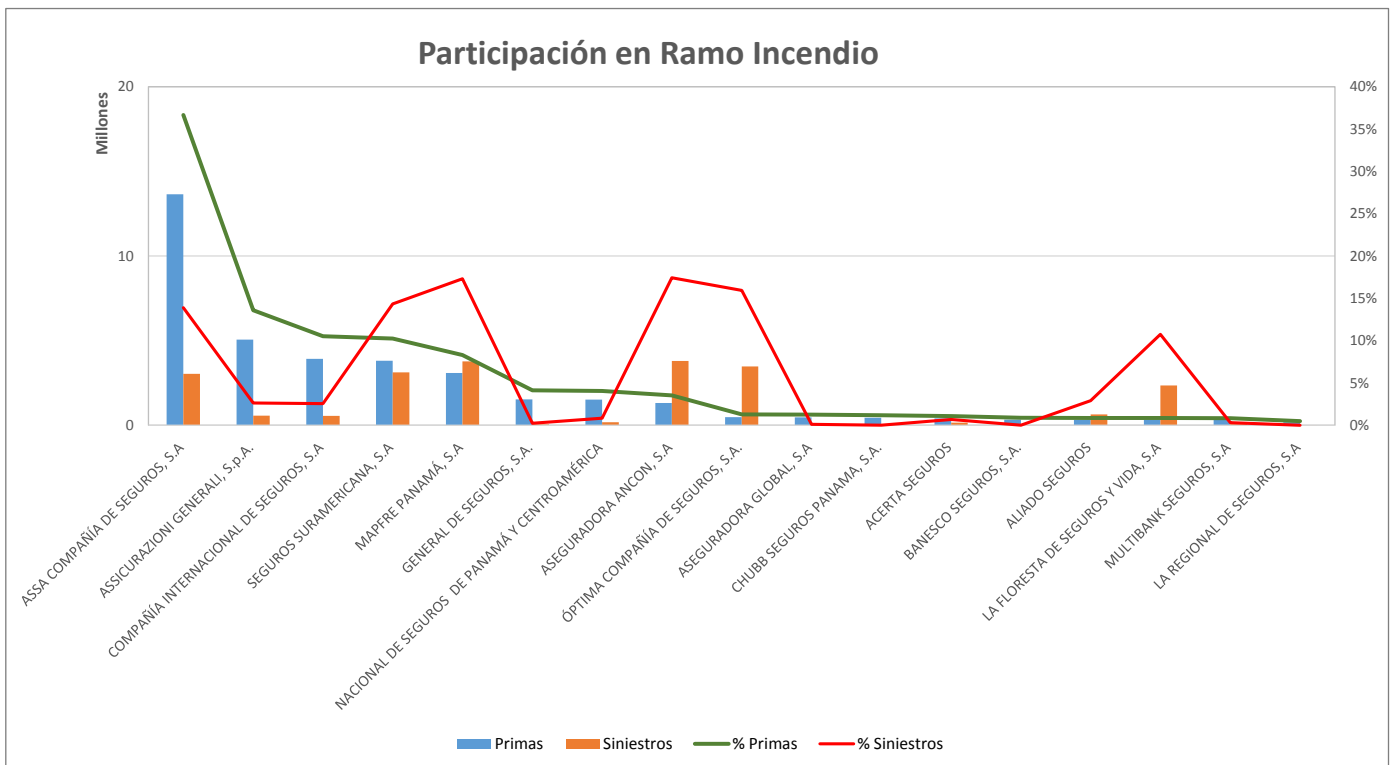
Participación de Mercado por Ramos



RAMO DE INCENDIO

AL MES DE ABRIL DE 2017

#	Compañía de Seguros	Primas	% Primas	#	Siniestros	% Siniestros	Sinestralidad Promedio
1	ASSA COMPAÑÍA DE SEGUROS, S.A	13,647,289.68	36.7%	5	3,033,719.25	13.9%	22.2%
2	ASSICURAZIONI GENERALI, S.p.A.	5,058,498.60	13.6%	8	572,943.98	2.6%	11.3%
3	COMPAÑÍA INTERNACIONAL DE SEGUROS, S.A	3,919,396.36	10.5%	9	555,536.67	2.5%	14.2%
4	SEGUROS SURAMERICANA, S.A	3,814,361.34	10.2%	4	3,128,366.95	14.3%	82.0%
5	MAPFRE PANAMÁ, S.A	3,086,578.55	8.3%	2	3,779,994.96	17.3%	122.5%
6	GENERAL DE SEGUROS, S.A.	1,533,216.51	4.1%	13	51,431.19	0.2%	3.4%
7	NACIONAL DE SEGUROS DE PANAMÁ Y CENTROAMÉRICA	1,510,545.34	4.1%	10	184,306.83	0.8%	12.2%
8	ASEGURADORA ANCON, S.A	1,314,562.82	3.5%	1	3,804,762.73	17.4%	289.4%
9	ÓPTIMA COMPAÑÍA DE SEGUROS, S.A.	474,326.68	1.3%	3	3,479,967.58	15.9%	733.7%
10	ASEGURADORA GLOBAL, S.A	470,152.87	1.3%	14	24,050.08	0.1%	5.1%
11	CHUBB SEGUROS PANAMA, S.A.	445,318.66	1.2%	15	3,522.67	0.0%	0.8%
12	ACERTA SEGUROS	400,046.51	1.1%	11	150,514.63	0.7%	37.6%
13	BANESCO SEGUROS, S.A.	328,043.58	0.9%	17	2,896.60	0.0%	0.9%
14	ALIADO SEGUROS	319,660.87	0.9%	7	637,081.41	2.9%	199.3%
15	LA FLORESTA DE SEGUROS Y VIDA, S.A	318,986.10	0.9%	6	2,345,640.50	10.7%	735.3%
16	MULTIBANK SEGUROS, S.A	314,826.19	0.8%	12	70,399.47	0.3%	22.4%
17	LA REGIONAL DE SEGUROS, S.A	181,644.66	0.5%	19	292.50	0.0%	0.2%
18	SEGUROS FEDPA, S.A	60,764.90	0.2%	20	0.00	0.0%	0.0%
19	SEGUROS BBA. CORP.	21,610.62	0.1%	18	2,474.50	0.0%	11.5%
20	ASEGURADORA DEL ISTMO, S.A. (ADISA)	8,871.23	0.0%	16	2,935.44	0.0%	33.1%
21	BUPA PANAMÁ, S.A.	0.00	0.0%	21	0.00	0.0%	0.0%
22	MERCANTIL PANAMÁ SEGUROS, S.A	0.00	0.0%	22	0.00	0.0%	0.0%
23	PAN AMERICAN LIFE INSURANCE DE PANAMÁ, S.A	0.00	0.0%	23	0.00	0.0%	0.0%
24	SAGICOR PANAMÁ, S.A	0.00	0.0%	24	0.00	0.0%	0.0%
25	VIVIR COMPAÑÍA DE SEGUROS, SA.	0.00	0.0%	25	0.00	0.0%	0.0%
26	WORLDWIDE MEDICAL ASSURANCE, LTD	0.00	0.0%	26	0.00	0.0%	0.0%
TOTAL		\$37,228,702.07	100%		\$21,830,837.94	100%	58.6%



Superintendencia de Seguros y Reaseguros de Panamá

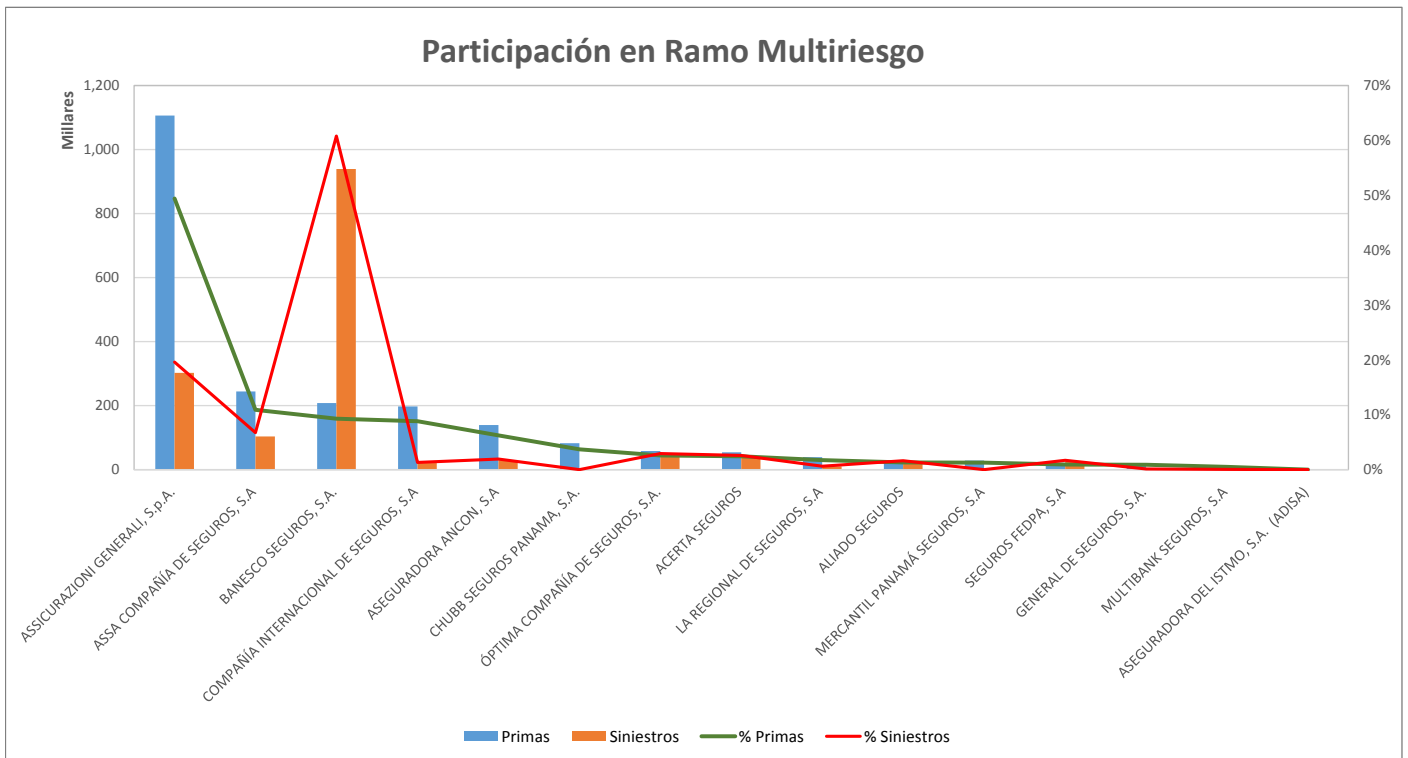
Participación de Mercado por Ramos



RAMO DE MULTIRIESGO

AL MES DE ABRIL DE 2017

#	Compañía de Seguros	Primas	% Primas	#	Siniestros	% Siniestros	Sinestralidad Promedio
1	ASSICURAZIONI GENERALI, S.p.A.	1,105,860.00	49.4%	2	302,531.44	19.6%	27.4%
2	ASSA COMPAÑÍA DE SEGUROS, S.A	243,959.67	10.9%	3	103,856.63	6.7%	42.6%
3	BANESCO SEGUROS, S.A.	207,697.81	9.3%	1	938,987.15	60.8%	452.1%
4	COMPAÑÍA INTERNACIONAL DE SEGUROS, S.A	197,411.74	8.8%	9	20,414.12	1.3%	10.3%
5	ASEGURADORA ANCON, S.A	139,411.96	6.2%	6	29,533.17	1.9%	21.2%
6	CHUBB SEGUROS PANAMA, S.A.	82,441.43	3.7%	13	0.00	0.0%	0.0%
7	ÓPTIMA COMPAÑÍA DE SEGUROS, S.A.	57,918.50	2.6%	4	45,273.73	2.9%	78.2%
8	ACERTA SEGUROS	54,384.72	2.4%	5	39,975.41	2.6%	73.5%
9	LA REGIONAL DE SEGUROS, S.A	39,167.03	1.7%	10	9,888.11	0.6%	25.2%
10	ALIADO SEGUROS	29,800.51	1.3%	8	25,058.44	1.6%	84.1%
11	MERCANTIL PANAMÁ SEGUROS, S.A	28,233.24	1.3%	14	0.00	0.0%	0.0%
12	SEGUROS FEDPA, S.A	21,032.49	0.9%	7	26,217.64	1.7%	124.7%
13	GENERAL DE SEGUROS, S.A.	19,517.10	0.9%	11	1,848.42	0.1%	9.5%
14	MULTIBANK SEGUROS, S.A	11,630.56	0.5%	12	945.56	0.1%	8.1%
15	ASEGURADORA DEL ISTMO, S.A. (ADISA)	0.00	0.0%	15	0.00	0.0%	0.0%
16	ASEGURADORA GLOBAL, S.A	0.00	0.0%	16	0.00	0.0%	0.0%
17	BUPA PANAMÁ, S.A.	0.00	0.0%	17	0.00	0.0%	0.0%
18	LA FLORESTA DE SEGUROS Y VIDA, S.A	0.00	0.0%	18	0.00	0.0%	0.0%
19	MAPFRE PANAMÁ, S.A	0.00	0.0%	19	0.00	0.0%	0.0%
20	NACIONAL DE SEGUROS DE PANAMÁ Y CENTROAMÉRICA	0.00	0.0%	20	0.00	0.0%	0.0%
21	PAN AMERICAN LIFE INSURANCE DE PANAMÁ, S.A	0.00	0.0%	21	0.00	0.0%	0.0%
22	SAGICOR PANAMÁ, S.A	0.00	0.0%	22	0.00	0.0%	0.0%
23	SEGUROS BBA. CORP.	0.00	0.0%	23	0.00	0.0%	0.0%
24	SEGUROS SURAMERICANA, S.A	0.00	0.0%	24	0.00	0.0%	0.0%
25	VIVIR COMPAÑÍA DE SEGUROS, SA.	0.00	0.0%	25	0.00	0.0%	0.0%
26	WORLDWIDE MEDICAL ASSURANCE, LTD	0.00	0.0%	26	0.00	0.0%	0.0%
TOTAL		\$2,238,466.76	100%		\$1,544,529.82	100%	69.0%



Superintendencia de Seguros y Reaseguros de Panamá

Participación de Mercado por Ramos

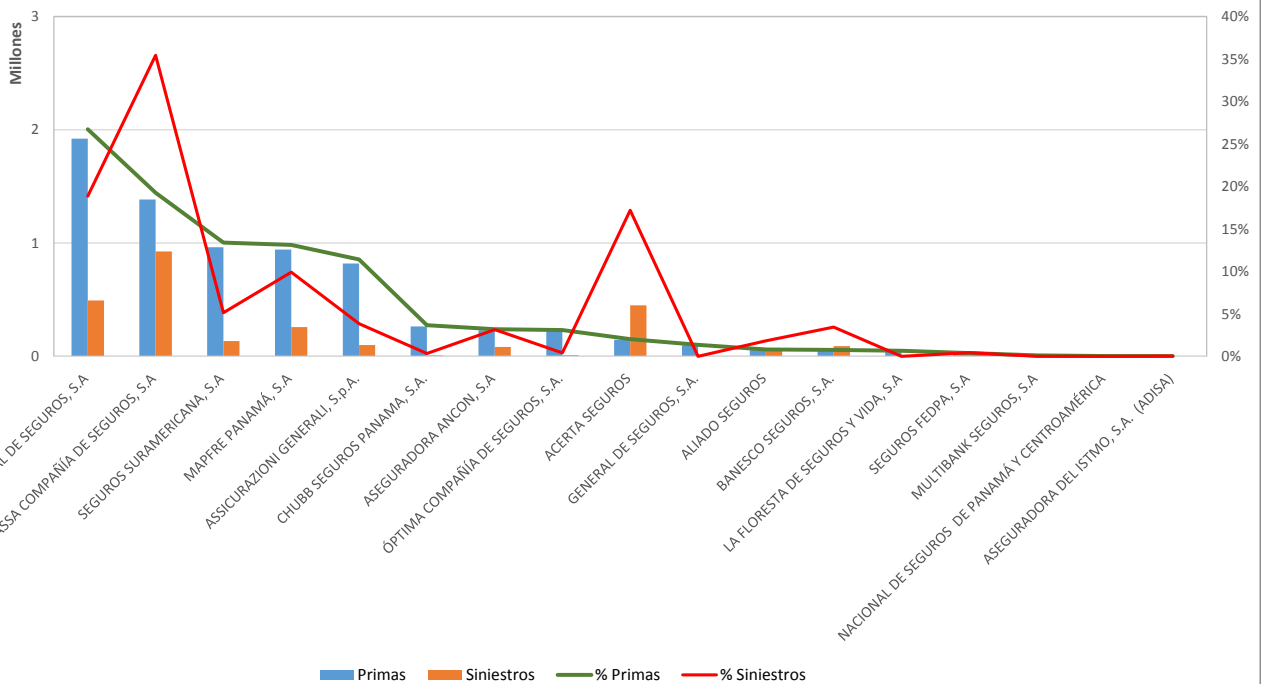


RAMO DE TRANSPORTE DE CARGA

AL MES DE ABRIL DE 2017

#	Compañía de Seguros	Primas	% Primas	#	Siniestros	% Siniestros	Sinestralidad Promedio
1	COMPAÑÍA INTERNACIONAL DE SEGUROS, S.A	1,922,054.63	26.7%	2	493,110.01	18.9%	25.7%
2	ASSA COMPAÑÍA DE SEGUROS, S.A	1,385,361.95	19.3%	1	926,086.57	35.4%	66.8%
3	SEGUROS SURAMERICANA, S.A	963,171.93	13.4%	5	134,231.64	5.1%	13.9%
4	MAPFRE PANAMÁ, S.A	942,860.02	13.1%	4	258,803.74	9.9%	27.4%
5	ASSICURAZIONI GENERALI, S.p.A.	819,935.60	11.4%	6	100,542.67	3.8%	12.3%
6	CHUBB SEGUROS PANAMA, S.A.	263,492.91	3.7%	12	8,533.00	0.3%	3.2%
7	ASEGURADORA ANCON, S.A	230,075.05	3.2%	8	82,432.85	3.2%	35.8%
8	ÓPTIMA COMPAÑÍA DE SEGUROS, S.A.	222,447.07	3.1%	11	10,383.98	0.4%	4.7%
9	ACERTA SEGUROS	145,380.85	2.0%	3	449,544.42	17.2%	309.2%
10	GENERAL DE SEGUROS, S.A.	97,913.03	1.4%	14	0.00	0.0%	0.0%
11	ALIADO SEGUROS	58,354.57	0.8%	9	47,482.74	1.8%	81.4%
12	BANESCO SEGUROS, S.A.	54,644.14	0.8%	7	90,175.91	3.5%	165.0%
13	LA FLORESTA DE SEGUROS Y VIDA, S.A	47,337.20	0.7%	15	0.00	0.0%	0.0%
14	SEGUROS FEDPA, S.A	27,529.10	0.4%	10	11,468.00	0.4%	41.7%
15	MULTIBANK SEGUROS, S.A	7,550.79	0.1%	16	0.00	0.0%	0.0%
16	NACIONAL DE SEGUROS DE PANAMÁ Y CENTROAMÉRICA	3,053.19	0.0%	17	0.00	0.0%	0.0%
17	ASEGURADORA DEL ISTMO, S.A. (ADISA)	1,750.00	0.0%	13	703.28	0.0%	40.2%
18	ASEGURADORA GLOBAL, S.A	0.00	0.0%	18	0.00	0.0%	0.0%
19	BUPA PANAMÁ, S.A.	0.00	0.0%	19	0.00	0.0%	0.0%
20	LA REGIONAL DE SEGUROS, S.A	0.00	0.0%	20	0.00	0.0%	0.0%
21	MERCANTIL PANAMÁ SEGUROS, S.A	0.00	0.0%	21	0.00	0.0%	0.0%
22	PAN AMERICAN LIFE INSURANCE DE PANAMÁ, S.A	0.00	0.0%	22	0.00	0.0%	0.0%
23	SAGICOR PANAMÁ, S.A	0.00	0.0%	23	0.00	0.0%	0.0%
24	VIVIR COMPAÑÍA DE SEGUROS, SA.	0.00	0.0%	24	0.00	0.0%	0.0%
25	WORLDWIDE MEDICAL ASSURANCE, LTD	0.00	0.0%	25	0.00	0.0%	0.0%
26	SEGUROS BBA. CORP.	-1,715.16	0.0%	26	0.00	0.0%	0.0%
TOTAL		\$7,191,196.87	100%		\$2,613,498.81	100%	36.3%

Participación en Ramo Transporte de Carga

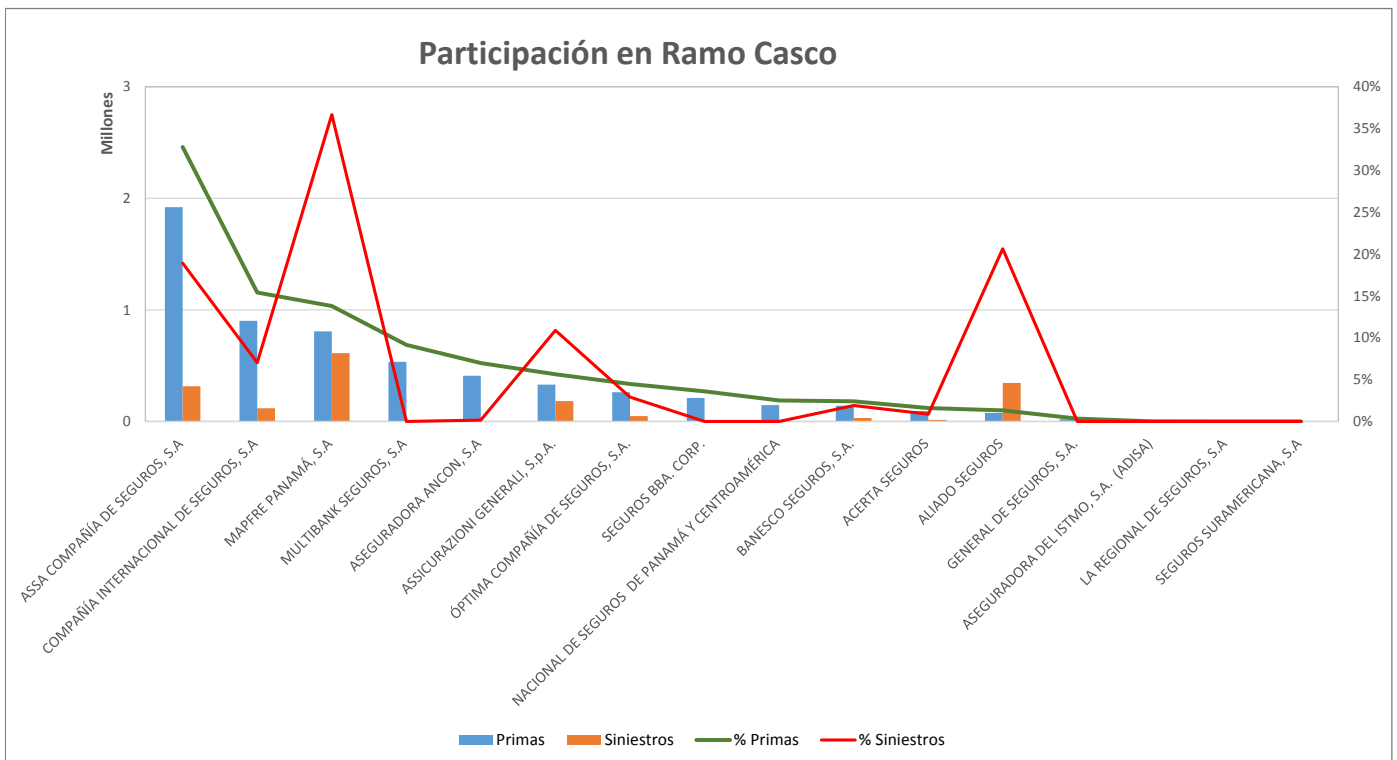


Superintendencia de Seguros y Reaseguros de Panamá
Participación de Mercado por Ramos



RAMO DE CASCO
AL MES DE ABRIL DE 2017

#	Compañía de Seguros	Primas	% Primas	#	Siniestros	% Siniestros	Sinestralidad Promedio
1	ASSA COMPAÑÍA DE SEGUROS, S.A	1,919,769.38	32.8%	3	315,813.80	18.9%	16.5%
2	COMPAÑÍA INTERNACIONAL DE SEGUROS, S.A	901,894.41	15.4%	5	117,533.71	7.0%	13.0%
3	MAPFRE PANAMÁ, S.A	806,860.36	13.8%	1	612,450.58	36.7%	75.9%
4	MULTIBANK SEGUROS, S.A	535,554.17	9.1%	10	0.00	0.0%	0.0%
5	ASEGURADORA ANCON, S.A	409,100.91	7.0%	9	2,817.25	0.2%	0.7%
6	ASSICURAZIONI GENERALI, S.p.A.	330,044.05	5.6%	4	182,072.86	10.9%	55.2%
7	ÓPTIMA COMPAÑÍA DE SEGUROS, S.A.	261,832.24	4.5%	6	48,594.37	2.9%	18.6%
8	SEGUROS BBA. CORP.	210,024.57	3.6%	11	0.00	0.0%	0.0%
9	NACIONAL DE SEGUROS DE PANAMÁ Y CENTROAMÉRICA	146,563.28	2.5%	12	0.00	0.0%	0.0%
10	BANESCO SEGUROS, S.A.	140,484.06	2.4%	7	31,657.81	1.9%	22.5%
11	ACERTA SEGUROS	93,728.94	1.6%	8	14,398.03	0.9%	15.4%
12	ALIADO SEGUROS	76,786.06	1.3%	2	344,813.84	20.6%	449.1%
13	GENERAL DE SEGUROS, S.A.	20,456.32	0.3%	13	0.00	0.0%	0.0%
14	ASEGURADORA DEL ISTMO, S.A. (ADISA)	1,047.57	0.0%	14	0.00	0.0%	0.0%
15	LA REGIONAL DE SEGUROS, S.A	0.00	0.0%	15	0.00	0.0%	0.0%
16	SEGUROS SURAMERICANA, S.A	0.00	0.0%	16	0.00	0.0%	0.0%
17	ASEGURADORA GLOBAL, S.A	0.00	0.0%	17	0.00	0.0%	0.0%
18	BUPA PANAMÁ, S.A.	0.00	0.0%	18	0.00	0.0%	0.0%
19	CHUBB SEGUROS PANAMA, S.A.	0.00	0.0%	19	0.00	0.0%	0.0%
20	LA FLORESTA DE SEGUROS Y VIDA, S.A	0.00	0.0%	20	0.00	0.0%	0.0%
21	MERCANTIL PANAMÁ SEGUROS, S.A	0.00	0.0%	21	0.00	0.0%	0.0%
22	PAN AMERICAN LIFE INSURANCE DE PANAMÁ, S.A	0.00	0.0%	22	0.00	0.0%	0.0%
23	SAGICOR PANAMÁ, S.A	0.00	0.0%	23	0.00	0.0%	0.0%
24	SEGUROS FEDPA, S.A	0.00	0.0%	24	0.00	0.0%	0.0%
25	VIVIR COMPAÑÍA DE SEGUROS, SA.	0.00	0.0%	25	0.00	0.0%	0.0%
26	WORLDWIDE MEDICAL ASSURANCE, LTD	0.00	0.0%	26	0.00	0.0%	0.0%
TOTAL		\$5,854,146.32	100%		\$1,670,152.25	100%	28.5%



Superintendencia de Seguros y Reaseguros de Panamá

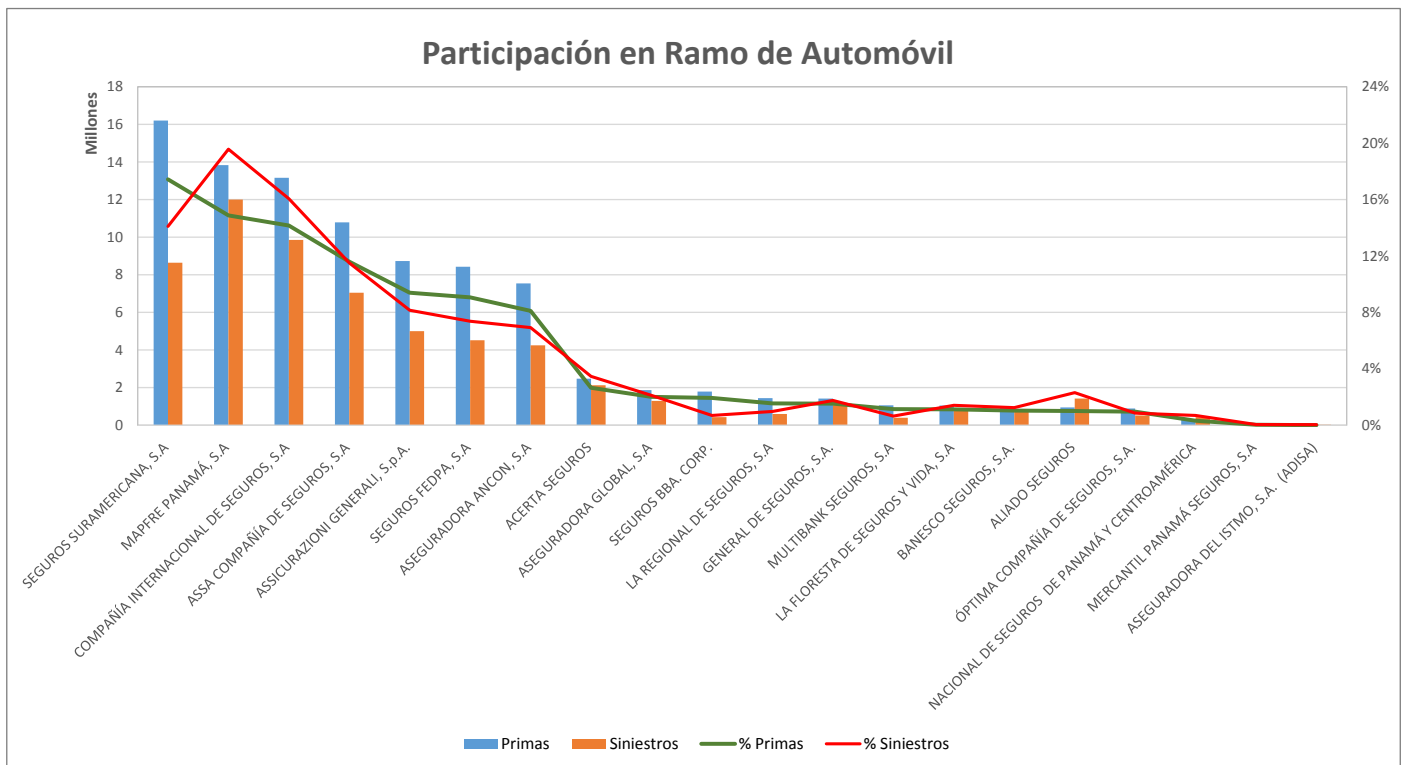
Participación de Mercado por Ramos



RAMO DE AUTOMÓVIL

AL MES DE ABRIL DE 2017

#	Compañía de Seguros	Primas	% Primas	#	Siniestros	% Siniestros	Sinestralidad Promedio
1	SEGUROS SURAMERICANA, S.A	16,203,921.53	17.4%	3	8,643,903.60	14.1%	53.3%
2	MAPFRE PANAMÁ, S.A	13,830,175.59	14.9%	1	12,000,342.24	19.6%	86.8%
3	COMPAÑÍA INTERNACIONAL DE SEGUROS, S.A	13,157,317.97	14.2%	2	9,850,975.32	16.1%	74.9%
4	ASSA COMPAÑÍA DE SEGUROS, S.A	10,784,456.66	11.6%	4	7,052,652.61	11.5%	65.4%
5	ASSICURAZIONI GENERALI, S.p.A.	8,735,470.94	9.4%	5	5,000,980.17	8.2%	57.2%
6	SEGUROS FEDPA, S.A	8,432,718.73	9.1%	6	4,518,481.86	7.4%	53.6%
7	ASEGURADORA ANCON, S.A	7,540,735.80	8.1%	7	4,248,513.04	6.9%	56.3%
8	ACERTA SEGUROS	2,470,627.37	2.7%	8	2,124,367.86	3.5%	86.0%
9	ASEGURADORA GLOBAL, S.A	1,871,997.20	2.0%	10	1,295,749.46	2.1%	69.2%
10	SEGUROS BBA. CORP.	1,795,886.03	1.9%	17	427,993.40	0.7%	23.8%
11	LA REGIONAL DE SEGUROS, S.A	1,441,046.97	1.6%	14	597,490.34	1.0%	41.5%
12	GENERAL DE SEGUROS, S.A.	1,423,626.78	1.5%	11	1,077,370.69	1.8%	75.7%
13	MULTIBANK SEGUROS, S.A	1,063,419.80	1.1%	18	396,465.10	0.6%	37.3%
14	LA FLORESTA DE SEGUROS Y VIDA, S.A	1,052,257.60	1.1%	12	869,110.50	1.4%	82.6%
15	BANESCO SEGUROS, S.A.	966,409.70	1.0%	13	768,552.14	1.3%	79.5%
16	ALIADO SEGUROS	943,674.90	1.0%	9	1,422,238.98	2.3%	150.7%
17	ÓPTIMA COMPAÑÍA DE SEGUROS, S.A.	896,668.25	1.0%	15	526,967.92	0.9%	58.8%
18	NACIONAL DE SEGUROS DE PANAMÁ Y CENTROAMÉRICA	298,842.81	0.3%	16	430,777.01	0.7%	144.1%
19	MERCANTIL PANAMÁ SEGUROS, S.A	31,747.14	0.0%	19	32,009.07	0.1%	100.8%
20	ASEGURADORA DEL ISTMO, S.A. (ADISA)	7,509.93	0.0%	20	27,311.21	0.0%	363.7%
21	BUPA PANAMÁ, S.A.	0.00	0.0%	21	0.00	0.0%	0.0%
22	CHUBB SEGUROS PANAMA, S.A.	0.00	0.0%	22	0.00	0.0%	0.0%
23	PAN AMERICAN LIFE INSURANCE DE PANAMÁ, S.A	0.00	0.0%	23	0.00	0.0%	0.0%
24	SAGICOR PANAMÁ, S.A	0.00	0.0%	24	0.00	0.0%	0.0%
25	VIVIR COMPAÑÍA DE SEGUROS, SA.	0.00	0.0%	25	0.00	0.0%	0.0%
26	WORLDWIDE MEDICAL ASSURANCE, LTD	0.00	0.0%	26	0.00	0.0%	0.0%
TOTAL		\$92,948,511.70	100%		\$61,312,252.52	100%	66.0%



Superintendencia de Seguros y Reaseguros de Panamá

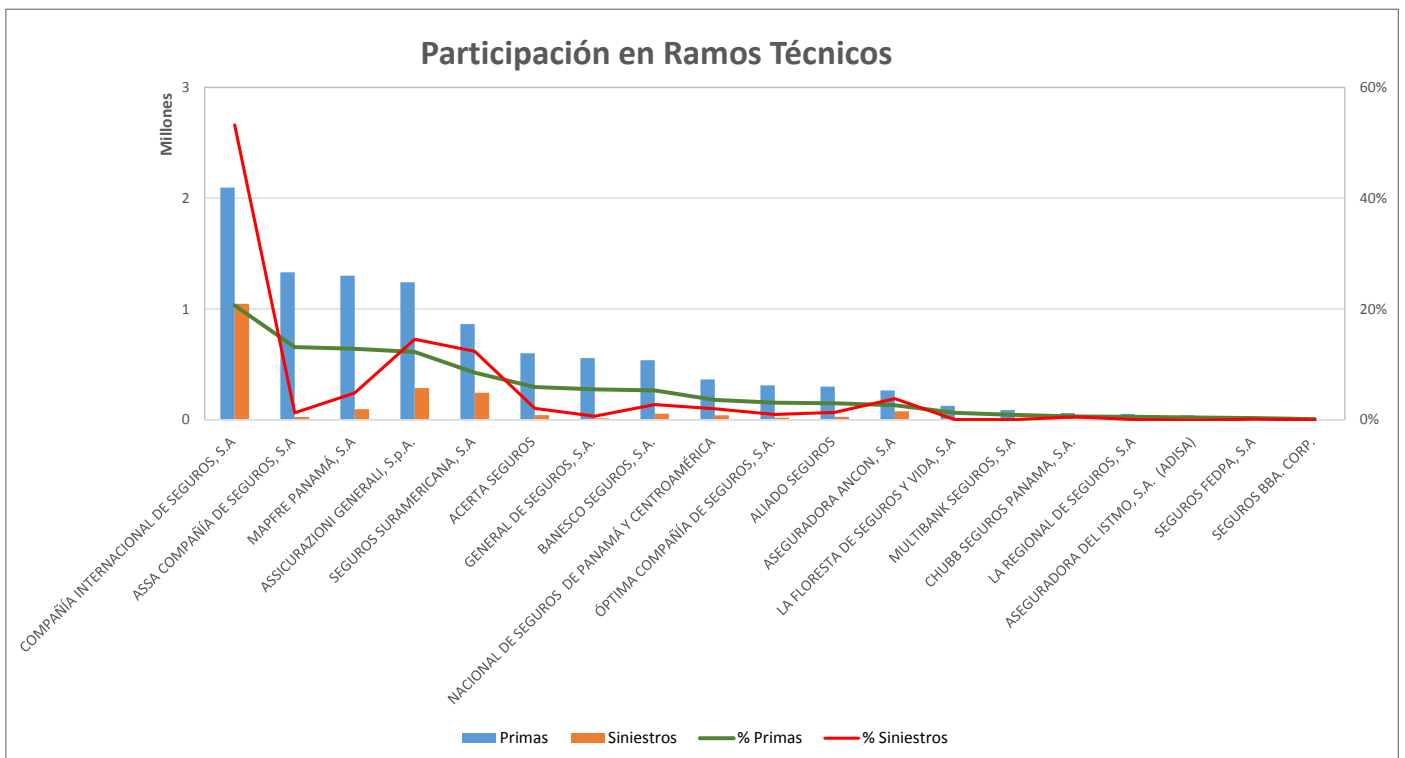
Participación de Mercado por Ramos



RAMO DE RAMOS TÉCNICOS

AL MES DE ABRIL DE 2017

#	Compañía de Seguros	Primas	% Primas	#	Siniestros	% Siniestros	Sinestralidad Promedio
1	COMPAÑÍA INTERNACIONAL DE SEGUROS, S.A	2,095,709.27	20.6%	1	1,045,613.46	53.2%	49.9%
2	ASSA COMPAÑÍA DE SEGUROS, S.A	1,331,390.96	13.1%	10	24,065.15	1.2%	1.8%
3	MAPFRE PANAMÁ, S.A	1,299,730.09	12.8%	4	94,998.81	4.8%	7.3%
4	ASSICURAZIONI GENERALI, S.p.A.	1,241,104.64	12.2%	2	284,813.43	14.5%	22.9%
5	SEGUROS SURAMERICANA, S.A	863,600.57	8.5%	3	242,563.75	12.3%	28.1%
6	ACERTA SEGUROS	599,994.32	5.9%	7	40,186.77	2.0%	6.7%
7	GENERAL DE SEGUROS, S.A.	556,815.56	5.5%	12	12,680.13	0.6%	2.3%
8	BANESCO SEGUROS, S.A.	536,640.03	5.3%	6	53,391.46	2.7%	9.9%
9	NACIONAL DE SEGUROS DE PANAMÁ Y CENTROAMÉRICA	363,438.34	3.6%	8	38,249.23	1.9%	10.5%
10	ÓPTIMA COMPAÑÍA DE SEGUROS, S.A.	310,172.07	3.1%	11	18,660.39	0.9%	6.0%
11	ALIADO SEGUROS	299,343.25	2.9%	9	25,843.57	1.3%	8.6%
12	ASEGURADORA ANCON, S.A	263,443.12	2.6%	5	74,265.13	3.8%	28.2%
13	LA FLORESTA DE SEGUROS Y VIDA, S.A	123,926.30	1.2%	15	0.00	0.0%	0.0%
14	MULTIBANK SEGUROS, S.A	85,888.87	0.8%	16	0.00	0.0%	0.0%
15	CHUBB SEGUROS PANAMA, S.A.	59,643.12	0.6%	13	9,992.39	0.5%	16.8%
16	LA REGIONAL DE SEGUROS, S.A	52,895.27	0.5%	17	0.00	0.0%	0.0%
17	ASEGURADORA DEL ISTMO, S.A. (ADISA)	38,994.54	0.4%	26	-2,213.00	-0.1%	0.0%
18	SEGUROS FEDPA, S.A	27,410.93	0.3%	14	1,800.20	0.1%	6.6%
19	SEGUROS BBA. CORP.	10,246.06	0.1%	25	-605.88	0.0%	0.0%
20	ASEGURADORA GLOBAL, S.A	0.00	0.0%	18	0.00	0.0%	0.0%
21	BUPA PANAMÁ, S.A.	0.00	0.0%	19	0.00	0.0%	0.0%
22	MERCANTIL PANAMÁ SEGUROS, S.A	0.00	0.0%	20	0.00	0.0%	0.0%
23	PAN AMERICAN LIFE INSURANCE DE PANAMÁ, S.A	0.00	0.0%	21	0.00	0.0%	0.0%
24	SAGICOR PANAMÁ, S.A	0.00	0.0%	22	0.00	0.0%	0.0%
25	VIVIR COMPAÑÍA DE SEGUROS, SA.	0.00	0.0%	23	0.00	0.0%	0.0%
26	WORLDWIDE MEDICAL ASSURANCE, LTD	0.00	0.0%	24	0.00	0.0%	0.0%
TOTAL		\$10,160,387.31	100%		\$1,964,304.99	100%	19.3%



Superintendencia de Seguros y Reaseguros de Panamá

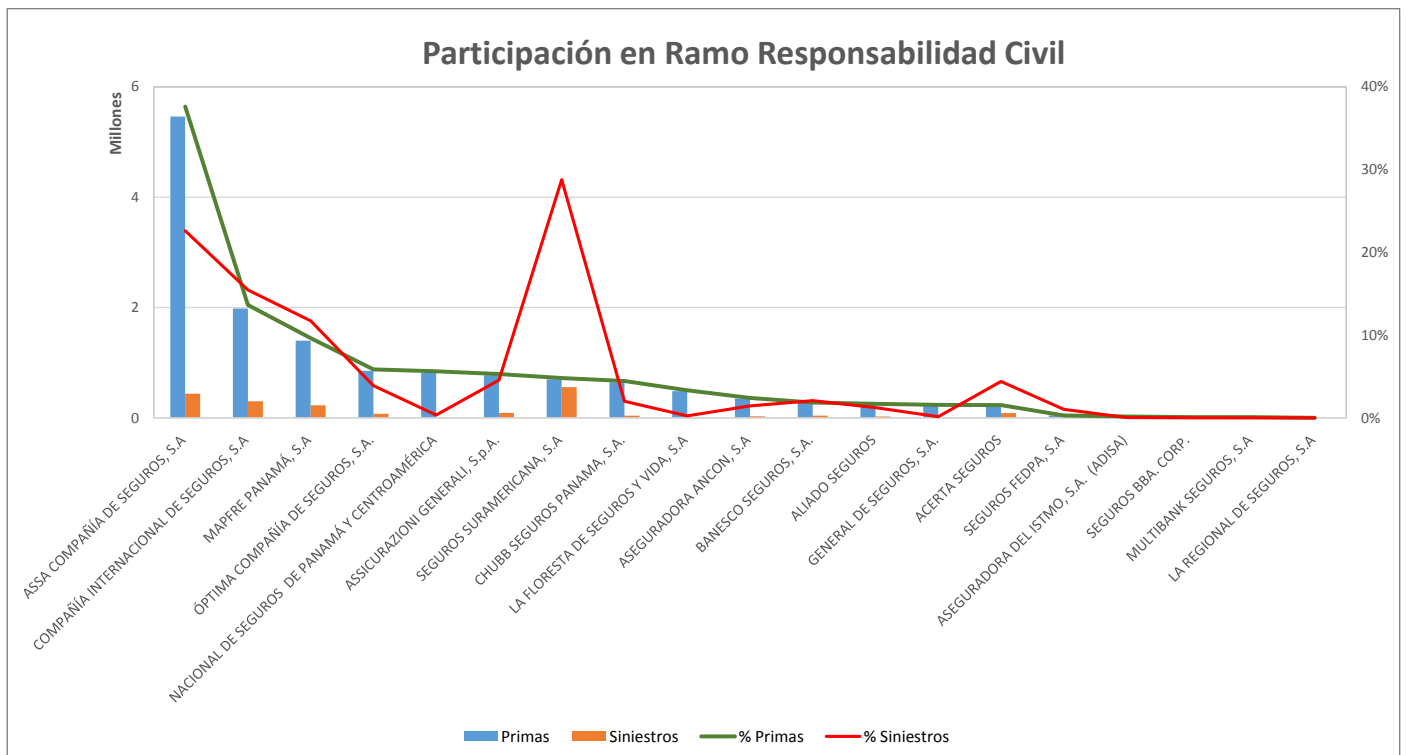
Participación de Mercado por Ramos



RAMO DE RESPONSABILIDAD CIVIL

AL MES DE ABRIL DE 2017

#	Compañía de Seguros	Primas	% Primas	#	Siniestros	% Siniestros	Sinistralidad Promedio
1	ASSA COMPAÑÍA DE SEGUROS, S.A	5,462,947.65	37.6%	2	438,484.50	22.6%	8.0%
2	COMPAÑÍA INTERNACIONAL DE SEGUROS, S.A	1,980,564.92	13.6%	3	300,063.03	15.5%	15.2%
3	MAPFRE PANAMÁ, S.A	1,399,081.86	9.6%	4	227,536.00	11.7%	16.3%
4	ÓPTIMA COMPAÑÍA DE SEGUROS, S.A.	851,540.15	5.9%	7	75,582.16	3.9%	8.9%
5	NACIONAL DE SEGUROS DE PANAMÁ Y CENTROAMÉRICA	817,607.90	5.6%	13	6,804.10	0.4%	0.8%
6	ASSICURAZIONI GENERALI, S.p.A.	770,124.88	5.3%	5	88,229.25	4.5%	11.5%
7	SEGUROS SURAMERICANA, S.A	698,512.08	4.8%	1	558,517.89	28.8%	80.0%
8	CHUBB SEGUROS PANAMA, S.A.	645,526.70	4.4%	9	38,737.83	2.0%	6.0%
9	LA FLORESTA DE SEGUROS Y VIDA, S.A	485,193.90	3.3%	14	4,715.80	0.2%	1.0%
10	ASEGURADORA ANCON, S.A	350,963.84	2.4%	10	28,001.35	1.4%	8.0%
11	BANESCO SEGUROS, S.A.	269,262.52	1.9%	8	40,399.79	2.1%	15.0%
12	ALIADO SEGUROS	245,316.96	1.7%	11	24,171.43	1.2%	9.9%
13	GENERAL DE SEGUROS, S.A.	226,502.41	1.6%	15	2,564.54	0.1%	1.1%
14	ACERTA SEGUROS	225,713.09	1.6%	6	85,463.00	4.4%	37.9%
15	SEGUROS FEDPA, S.A	42,329.67	0.3%	12	20,148.95	1.0%	47.6%
16	ASEGURADORA DEL ISTMO, S.A. (ADISA)	24,965.59	0.2%	16	505.39	0.0%	2.0%
17	SEGUROS BBA. CORP.	14,522.95	0.1%	17	98.04	0.0%	0.7%
18	MULTIBANK SEGUROS, S.A	12,347.91	0.1%	18	0.00	0.0%	0.0%
19	LA REGIONAL DE SEGUROS, S.A	0.00	0.0%	19	0.00	0.0%	0.0%
20	ASEGURADORA GLOBAL, S.A	0.00	0.0%	20	0.00	0.0%	0.0%
21	BUPA PANAMÁ, S.A.	0.00	0.0%	21	0.00	0.0%	0.0%
22	MERCANTIL PANAMÁ SEGUROS, S.A	0.00	0.0%	22	0.00	0.0%	0.0%
23	PAN AMERICAN LIFE INSURANCE DE PANAMÁ, S.A	0.00	0.0%	23	0.00	0.0%	0.0%
24	SAGICOR PANAMÁ, S.A	0.00	0.0%	24	0.00	0.0%	0.0%
25	VIVIR COMPAÑÍA DE SEGUROS, SA.	0.00	0.0%	25	0.00	0.0%	0.0%
26	WORLDWIDE MEDICAL ASSURANCE, LTD	0.00	0.0%	26	0.00	0.0%	0.0%
TOTAL		\$14,523,024.98	100%		\$1,940,023.05	100%	13.4%



Superintendencia de Seguros y Reaseguros de Panamá

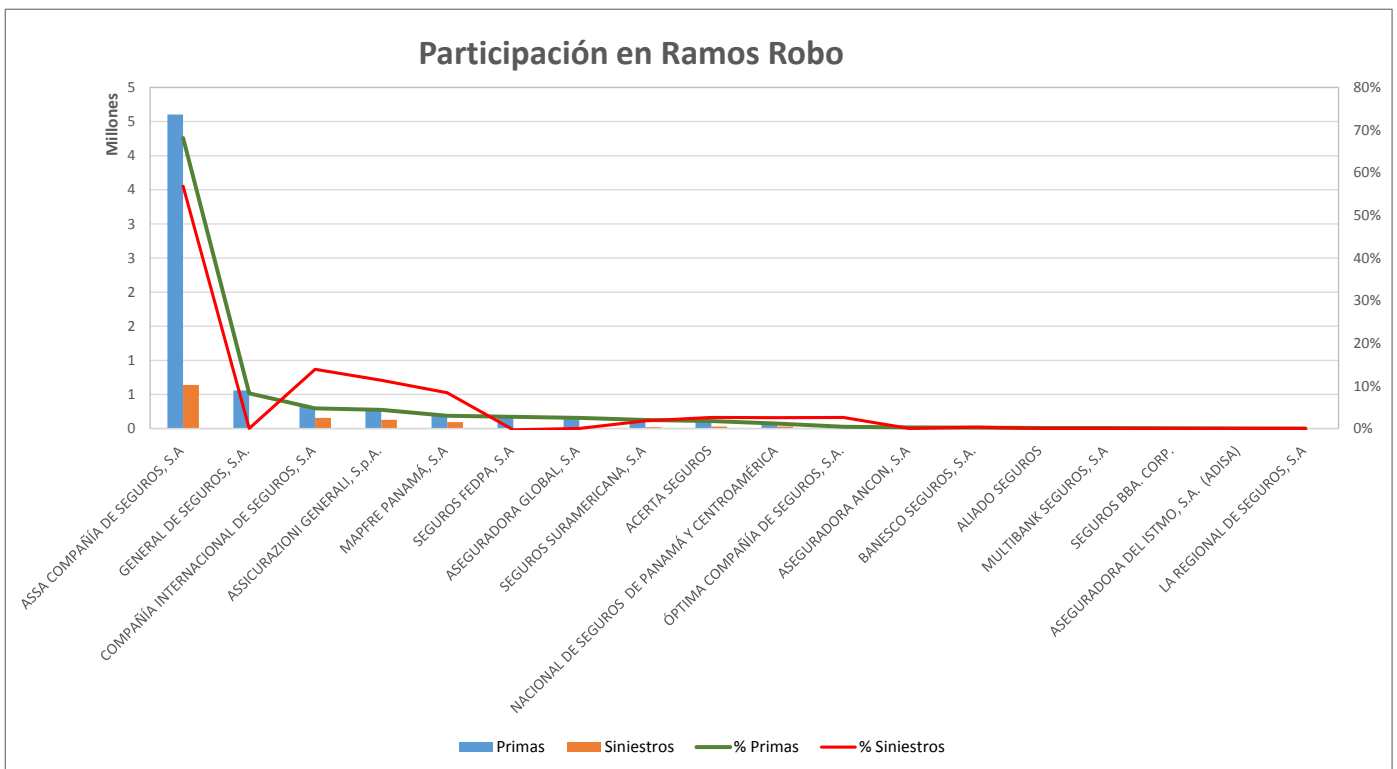
Participación de Mercado por Ramos



RAMO DE ROBO

AL MES DE ABRIL DE 2017

#	Compañía de Seguros	Primas	% Primas	#	Siniestros	% Siniestros	Sinestralidad Promedio
1	ASSA COMPAÑÍA DE SEGUROS, S.A	4,603,638.00	68.1%	1	640,765.10	56.8%	13.9%
2	GENERAL DE SEGUROS, S.A.	558,724.53	8.3%	12	0.00	0.0%	0.0%
3	COMPAÑÍA INTERNACIONAL DE SEGUROS, S.A	319,645.85	4.7%	2	156,895.44	13.9%	49.1%
4	ASSICURAZIONI GENERALI, S.p.A.	295,955.60	4.4%	3	127,419.64	11.3%	43.1%
5	MAPFRE PANAMÁ, S.A	203,426.92	3.0%	4	94,482.39	8.4%	46.4%
6	SEGUROS FEDPA, S.A	184,843.09	2.7%	26	-3,467.00	-0.3%	0.0%
7	ASEGURADORA GLOBAL, S.A	169,972.64	2.5%	13	0.00	0.0%	0.0%
8	SEGUROS SURAMERICANA, S.A	136,995.87	2.0%	8	20,358.25	1.8%	14.9%
9	ACERTA SEGUROS	118,798.77	1.8%	5	29,513.06	2.6%	24.8%
10	NACIONAL DE SEGUROS DE PANAMÁ Y CENTROAMÉRICA	79,281.82	1.2%	7	28,787.79	2.6%	36.3%
11	ÓPTIMA COMPAÑÍA DE SEGUROS, S.A.	28,162.58	0.4%	6	29,396.07	2.6%	104.4%
12	ASEGURADORA ANCON, S.A	18,867.29	0.3%	10	20.07	0.0%	0.1%
13	BANESCO SEGUROS, S.A.	15,827.53	0.2%	9	3,326.23	0.3%	21.0%
14	ALIADO SEGUROS	9,301.39	0.1%	14	0.00	0.0%	0.0%
15	MULTIBANK SEGUROS, S.A	8,709.11	0.1%	15	0.00	0.0%	0.0%
16	SEGUROS BBA. CORP.	3,296.88	0.0%	16	0.00	0.0%	0.0%
17	ASEGURADORA DEL ISTMO, S.A. (ADISA)	1,536.19	0.0%	11	12.75	0.0%	0.8%
18	LA REGIONAL DE SEGUROS, S.A	0.00	0.0%	17	0.00	0.0%	0.0%
19	BUPA PANAMÁ, S.A.	0.00	0.0%	18	0.00	0.0%	0.0%
20	CHUBB SEGUROS PANAMA, S.A.	0.00	0.0%	19	0.00	0.0%	0.0%
21	LA FLORESTA DE SEGUROS Y VIDA, S.A	0.00	0.0%	20	0.00	0.0%	0.0%
22	MERCANTIL PANAMÁ SEGUROS, S.A	0.00	0.0%	21	0.00	0.0%	0.0%
23	PAN AMERICAN LIFE INSURANCE DE PANAMÁ, S.A	0.00	0.0%	22	0.00	0.0%	0.0%
24	SAGICOR PANAMÁ, S.A	0.00	0.0%	23	0.00	0.0%	0.0%
25	VIVIR COMPAÑÍA DE SEGUROS, SA.	0.00	0.0%	24	0.00	0.0%	0.0%
26	WORLDWIDE MEDICAL ASSURANCE, LTD	0.00	0.0%	25	0.00	0.0%	0.0%
TOTAL		\$6,756,984.06	100%		\$1,127,509.79	100%	16.7%



Superintendencia de Seguros y Reaseguros de Panamá

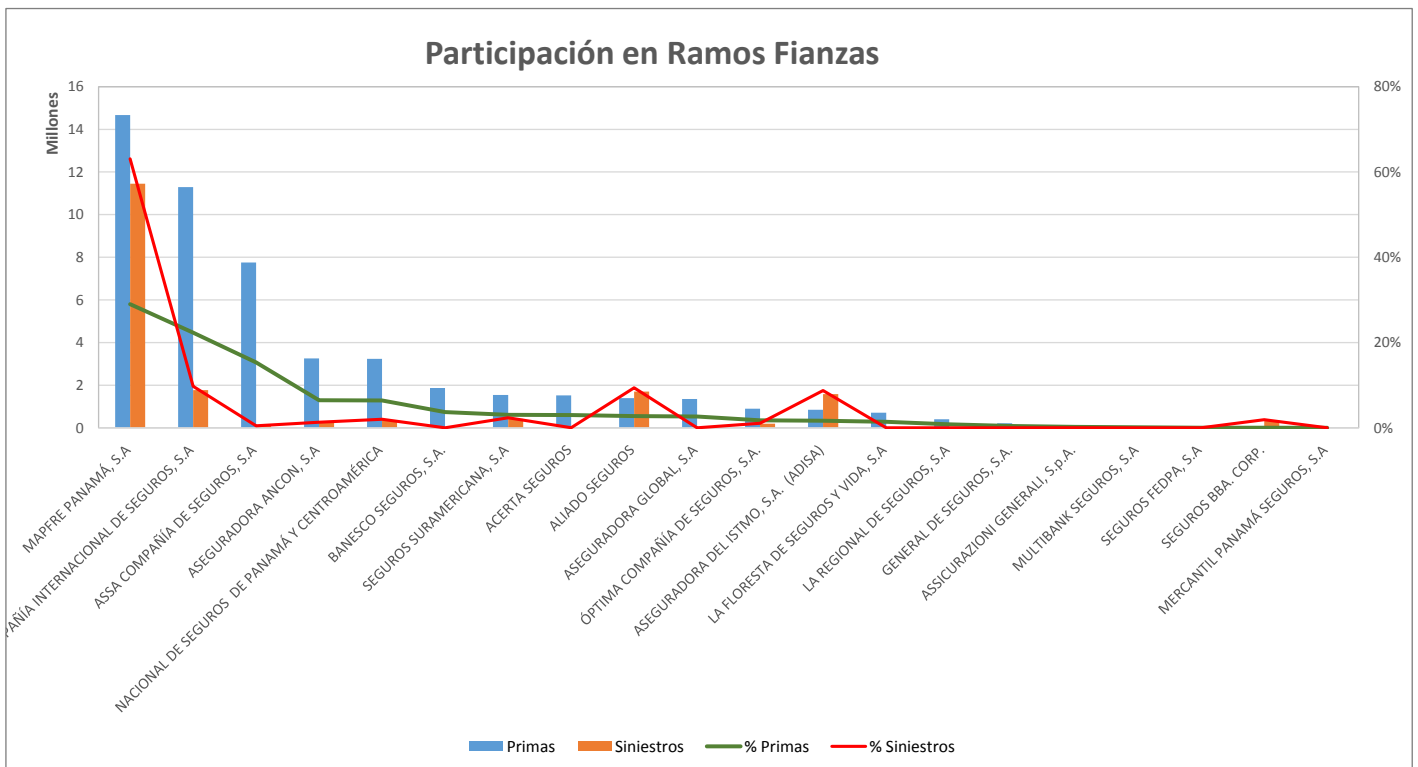
Participación de Mercado por Ramos



RAMO DE FIANZAS

AL MES DE ABRIL DE 2017

#	Compañía de Seguros	Primas	% Primas	#	Siniestros	% Siniestros	Sinistralidad Promedio
1	MAPFRE PANAMÁ, S.A	14,667,742.35	29.0%	1	11,445,667.19	63.1%	78.0%
2	COMPAÑÍA INTERNACIONAL DE SEGUROS, S.A	11,293,862.38	22.3%	2	1,765,796.32	9.7%	15.6%
3	ASSA COMPAÑÍA DE SEGUROS, S.A	7,754,040.15	15.3%	10	84,029.52	0.5%	1.1%
4	ASEGURADORA ANCON, S.A	3,258,827.86	6.4%	8	238,637.27	1.3%	7.3%
5	NACIONAL DE SEGUROS DE PANAMÁ Y CENTROAMÉRICA	3,238,315.72	6.4%	6	362,819.31	2.0%	11.2%
6	BANESCO SEGUROS, S.A.	1,871,209.10	3.7%	13	0.00	0.0%	0.0%
7	SEGUROS SURAMERICANA, S.A	1,538,784.55	3.0%	5	424,076.41	2.3%	27.6%
8	ACERTA SEGUROS	1,516,796.00	3.0%	11	428.00	0.0%	0.0%
9	ALIADO SEGUROS	1,387,642.84	2.7%	3	1,699,679.05	9.4%	122.5%
10	ASEGURADORA GLOBAL, S.A	1,350,928.05	2.7%	14	0.00	0.0%	0.0%
11	ÓPTIMA COMPAÑÍA DE SEGUROS, S.A.	897,344.11	1.8%	9	190,000.00	1.0%	21.2%
12	ASEGURADORA DEL ISTMO, S.A. (ADISA)	842,507.01	1.7%	4	1,583,090.17	8.7%	187.9%
13	LA FLORESTA DE SEGUROS Y VIDA, S.A	712,293.70	1.4%	15	0.00	0.0%	0.0%
14	LA REGIONAL DE SEGUROS, S.A	405,226.61	0.8%	16	0.00	0.0%	0.0%
15	GENERAL DE SEGUROS, S.A.	208,554.12	0.4%	17	0.00	0.0%	0.0%
16	ASSICURAZIONI GENERALI, S.p.A.	99,144.09	0.2%	12	204.21	0.0%	0.2%
17	MULTIBANK SEGUROS, S.A	63,959.48	0.1%	18	0.00	0.0%	0.0%
18	SEGUROS FEDPA, S.A	22,079.13	0.0%	19	0.00	0.0%	0.0%
19	SEGUROS BBA. CORP.	4,149.42	0.0%	7	347,808.94	1.9%	8382.1%
20	MERCANTIL PANAMÁ SEGUROS, S.A	2,099.50	0.0%	20	0.00	0.0%	0.0%
21	BUPA PANAMÁ, S.A.	0.00	0.0%	21	0.00	0.0%	0.0%
22	PAN AMERICAN LIFE INSURANCE DE PANAMÁ, S.A	0.00	0.0%	22	0.00	0.0%	0.0%
23	SAGICOR PANAMÁ, S.A	0.00	0.0%	23	0.00	0.0%	0.0%
24	VIVIR COMPAÑÍA DE SEGUROS, SA.	0.00	0.0%	24	0.00	0.0%	0.0%
25	WORLDWIDE MEDICAL ASSURANCE, LTD	0.00	0.0%	25	0.00	0.0%	0.0%
26	CHUBB SEGUROS PANAMA, S.A.	-558,419.33	-1.1%	26	0.00	0.0%	0.0%
TOTAL		\$50,577,086.84	100%		\$18,142,236.39	100%	35.9%



Superintendencia de Seguros y Reaseguros de Panamá

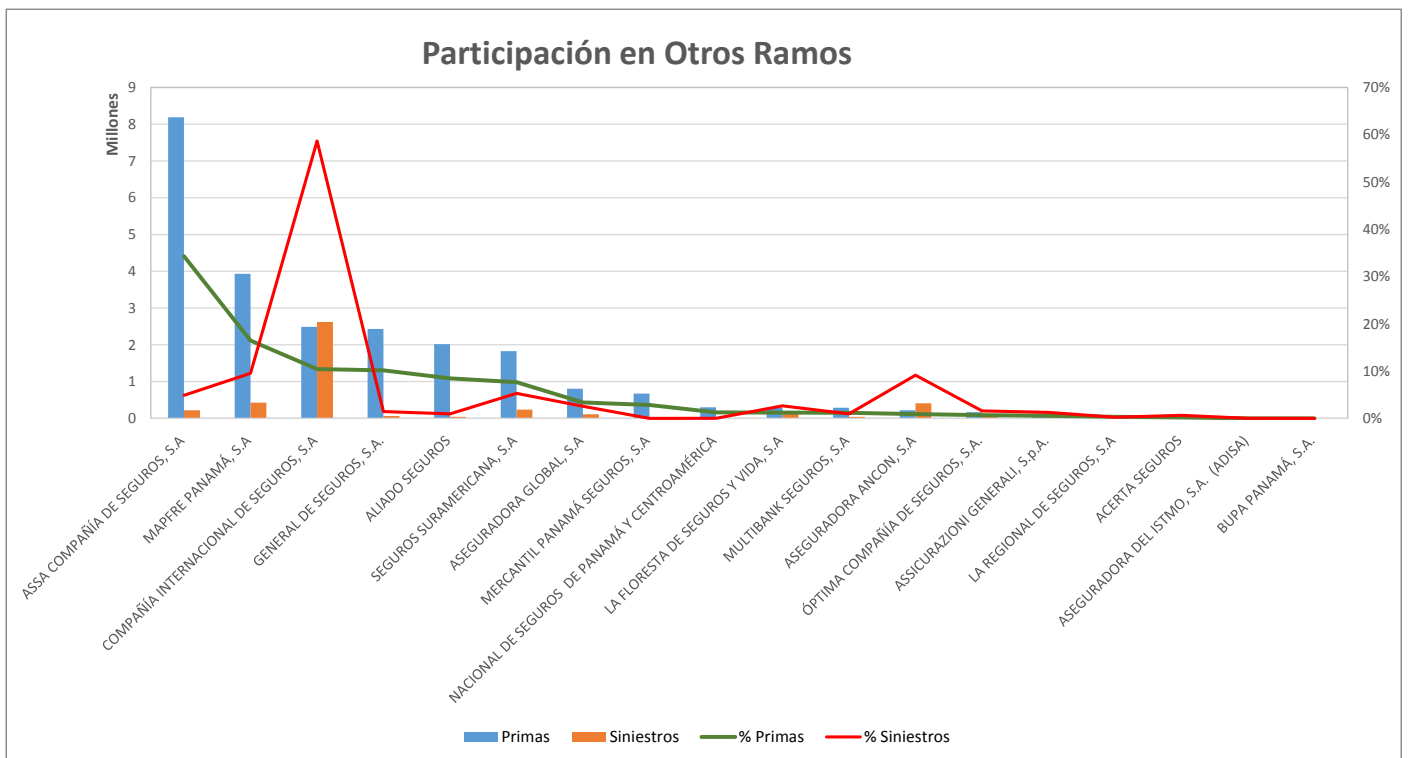
Participación de Mercado por Ramos



OTROS RAMOS

AL MES DE ABRIL DE 2017

#	Compañía de Seguros	Primas	% Primas	#	Siniestros	% Siniestros	Sinestralidad Promedio
1	ASSA COMPAÑÍA DE SEGUROS, S.A	8,189,459.55	34.3%	5	219,170.45	4.9%	2.7%
2	MAPFRE PANAMÁ, S.A	3,931,099.69	16.5%	2	425,673.15	9.5%	10.8%
3	COMPAÑÍA INTERNACIONAL DE SEGUROS, S.A	2,492,421.38	10.4%	1	2,621,032.96	58.7%	105.2%
4	GENERAL DE SEGUROS, S.A.	2,430,352.89	10.2%	9	64,603.35	1.4%	2.7%
5	ALIADO SEGUROS	2,019,273.61	8.5%	12	42,007.56	0.9%	2.1%
6	SEGUROS SURAMERICANA, S.A	1,830,832.08	7.7%	4	236,102.23	5.3%	12.9%
7	ASEGURADORA GLOBAL, S.A	805,360.76	3.4%	7	113,679.26	2.5%	14.1%
8	MERCANTIL PANAMÁ SEGUROS, S.A	672,144.73	2.8%	18	0.00	0.0%	0.0%
9	NACIONAL DE SEGUROS DE PANAMÁ Y CENTROAMÉRICA	303,092.97	1.3%	17	225.80	0.0%	0.1%
10	LA FLORESTA DE SEGUROS Y VIDA, S.A	289,636.40	1.2%	6	118,499.30	2.7%	40.9%
11	MULTIBANK SEGUROS, S.A	286,886.19	1.2%	11	42,263.90	0.9%	14.7%
12	ASEGURADORA ANCON, S.A	220,546.29	0.9%	3	408,775.49	9.2%	185.3%
13	ÓPTIMA COMPAÑÍA DE SEGUROS, S.A.	167,105.90	0.7%	8	71,660.65	1.6%	42.9%
14	ASSICURAZIONI GENERALI, S.p.A.	130,025.39	0.5%	10	57,434.01	1.3%	44.2%
15	LA REGIONAL DE SEGUROS, S.A	75,744.22	0.3%	14	10,862.51	0.2%	14.3%
16	ACERTA SEGUROS	42,543.81	0.2%	13	28,160.87	0.6%	66.2%
17	ASEGURADORA DEL ISTMO, S.A. (ADISA)	0.00	0.0%	16	1,495.63	0.0%	#¡DIV/0!
18	BUPA PANAMÁ, S.A.	0.00	0.0%	19	0.00	0.0%	0.0%
19	CHUBB SEGUROS PANAMA, S.A.	0.00	0.0%	20	0.00	0.0%	0.0%
20	PAN AMERICAN LIFE INSURANCE DE PANAMÁ, S.A	0.00	0.0%	21	0.00	0.0%	0.0%
21	SAGICOR PANAMÁ, S.A	0.00	0.0%	22	0.00	0.0%	0.0%
22	SEGUROS BBA. CORP.	0.00	0.0%	23	0.00	0.0%	0.0%
23	SEGUROS FEDPA, S.A	0.00	0.0%	24	0.00	0.0%	0.0%
24	VIVIR COMPAÑÍA DE SEGUROS, SA.	0.00	0.0%	25	0.00	0.0%	0.0%
25	WORLDWIDE MEDICAL ASSURANCE, LTD	0.00	0.0%	26	0.00	0.0%	0.0%
26	BANESCO SEGUROS, S.A.	-6,153.22	0.0%	15	5,383.79	0.1%	-87.5%
TOTAL		\$23,880,372.64	100%		\$4,467,030.91	100%	18.7%



SUPERINTENDENCIA DE SEGUROS Y REASEGUROS DE PANAMA
Cuadro 01. PRIMAS SUSCRITAS DE SEGURO DIRECTO TOTALES LOCAL Y EXTERIOR
AL MES DE ABRIL DE 2017

Compañía de Seguros	TOTAL	Vida Individual	Accidentes Personales	Salud	Colectivo de Vida	Incendio	Multiriesgo	Transporte de Carga	Casco	Automóvil	Ramos Técnicos	Responsabilidad Civil	Robo	Fianzas	Otros Ramos
ACERTA SEGUROS	6,565,414.84	218,554.93	93,437.20	471,982.66	113,425.67	400,046.51	54,384.72	145,380.85	93,728.94	2,470,627.37	599,994.32	225,713.09	118,798.77	1,516,796.00	42,543.81
ALIADO SEGUROS	5,772,216.89	-	65,795.21	-	317,266.72	319,660.87	29,800.51	58,354.57	76,786.06	943,674.90	299,343.25	245,316.96	9,301.39	1,387,642.84	2,019,273.61
ASEGURADORA ANCON, S.A	20,085,535.06	200,176.71	357,179.81	4,133,061.91	1,648,581.69	1,314,562.82	139,411.96	230,075.05	409,100.91	7,540,735.80	263,443.12	350,963.84	18,867.29	3,258,827.86	220,546.29
ASEGURADORA DEL ISTMO, S.A. (ADISA)	1,158,269.27	105,807.17	(1,074.29)	121,501.54	4,852.79	8,871.23	-	1,750.00	1,047.57	7,509.93	38,994.54	24,965.59	1,536.19	842,507.01	-
ASEGURADORA GLOBAL, S.A	8,410,258.02	203,021.84	164,198.73	-	3,374,625.93	470,152.87	-	-	-	1,871,997.20	-	-	169,972.64	1,350,928.05	805,360.76
ASSA COMPAÑÍA DE SEGUROS, S.A	89,729,365.85	8,288,613.46	968,958.17	13,342,587.09	11,806,893.48	13,647,289.68	243,959.67	1,385,361.95	1,919,769.38	10,784,456.66	1,331,390.96	5,462,947.65	4,603,638.00	7,754,040.15	8,189,459.55
ASSICURAZIONI GENERALI, S.p.A.	35,526,168.26	8,368,761.84	499,933.70	5,687,756.55	2,383,552.38	5,058,498.60	1,105,860.00	819,935.60	330,044.05	8,735,470.94	1,241,104.64	770,124.88	295,955.60	99,144.09	130,025.39
BANESCO SEGUROS, S.A.	6,964,187.28	348,404.18	14,344.09	170,716.52	2,046,657.24	328,043.58	207,697.81	54,644.14	140,484.06	966,409.70	536,640.03	269,262.52	15,827.53	1,871,209.10	(6,153.22)
BUPA PANAMÁ, S.A.	1,207,549.26	-	-	1,207,549.26	-	-	-	-	-	-	-	-	-	-	-
CHUBB SEGUROS PANAMA, S.A.	1,247,727.12	-	307,558.74	-	2,164.89	445,318.66	82,441.43	263,492.91	-	-	59,643.12	645,526.70	-	(558,419.33)	-
COMPAÑÍA INTERNACIONAL DE SEGUROS, S.A	71,963,672.09	8,468,784.66	1,551,644.17	14,588,655.35	9,074,309.00	3,919,396.36	197,411.74	1,922,054.63	901,894.41	13,157,317.97	2,095,709.27	1,980,564.92	319,645.85	11,293,862.38	2,492,421.38
GENERAL DE SEGUROS, S.A.	14,187,185.10	-	1,761.90	-	7,109,743.95	1,533,216.51	19,517.10	97,913.03	20,456.32	1,423,626.78	556,815.56	226,502.41	558,724.53	208,554.12	2,430,352.89
LA FLORESTA DE SEGUROS Y VIDA, S.A	3,744,379.40	57,396.90	100,063.20	517,494.10	39,794.00	318,986.10	-	47,337.20	-	1,052,257.60	123,926.30	485,193.90	-	712,293.70	289,636.40
LA REGIONAL DE SEGUROS, S.A	2,430,510.56	128,743.75	(11,086.46)	-	117,128.51	181,644.66	39,167.03	-	-	1,441,046.97	52,895.27	-	-	405,226.61	75,744.22
MAPFRE PANAMÁ, S.A	76,398,849.01	8,009,806.74	149,024.81	18,952,066.31	9,120,395.72	3,086,578.55	-	942,860.02	806,860.36	13,830,175.59	1,299,730.09	1,399,081.86	203,426.92	14,667,742.35	3,931,099.69
MERCANTIL PANAMÁ SEGUROS, S.A	1,400,235.95	108,190.67	11,928.18	532,307.19	13,585.30	-	28,233.24	-	-	31,747.14	-	-	-	2,099.50	672,144.73
MULTIBANK SEGUROS, S.A	4,596,624.81	74,020.64	198,590.73	-	1,933,240.37	314,826.19	11,630.56	7,550.79	535,554.17	1,063,419.80	85,888.87	12,347.91	8,709.11	63,959.48	286,886.19
NACIONAL DE SEGUROS DE PANAMÁ Y CENTROAMÉRICA	7,077,963.28	108,168.56	99,114.13	-	109,939.22	1,510,545.34	-	3,053.19	146,563.28	298,842.81	363,438.34	817,607.90	79,281.82	3,238,315.72	303,092.97
ÓPTIMA COMPAÑÍA DE SEGUROS, S.A.	5,093,261.71	-	418,748.84	-	506,995.32	474,326.68	57,918.50	222,447.07	261,832.24	896,668.25	310,172.07	851,540.15	28,162.58	897,344.11	167,105.90
PAN AMERICAN LIFE INSURANCE DE PANAMÁ, S.A	43,838,760.99	9,723,967.86	712,251.06	24,798,425.69	8,604,116.38	-	-	-	-	-	-	-	-	-	-
SAGICOR PANAMÁ, S.A	1,676,210.23	216,180.89	9,910.50	1,352,832.67	97,286.17	-	-	-	-	-	-	-	-	-	-
SEGUROS BBA. CORP.	2,076,174.74	2,738.47	4,586.61	-	10,828.29	21,610.62	-	(1,715.16)	210,024.57	1,795,886.03	10,246.06	14,522.95	3,296.88	4,149.42	-
SEGUROS FEDPA, S.A	11,121,265.26	13,048.60	822,212.28	24,812.13	1,442,484.21	60,764.90	21,032.49	27,529.10	-	8,432,718.73	27,410.93	42,329.67	184,843.09	22,079.13	-
SEGUROS SURAMERICANA, S.A	43,033,622.95	7,254,375.77	2,623,985.13	239,829.36	6,865,252.74	3,814,361.34	-	963,171.93	-	16,203,921.53	863,600.57	698,512.08	136,995.87	1,538,784.55	1,830,832.08
VIVIR COMPAÑÍA DE SEGUROS, SA.	2,547,577.29	-	557.92	2,191,635.48	355,383.89	-	-	-	-	-	-	-	-	-	-
WORLDWIDE MEDICAL ASSURANCE, LTD	7,321,280.65	1,077,165.43	1,057.25	6,127,521.35	115,536.62	-	-	-	-	-	-	-	-	-	-
TOTAL	475,174,265.87	52,975,929.07	9,164,681.61	94,460,735.16	67,214,040.48	37,228,702.07	2,238,466.76	7,191,196.87	5,854,146.32	92,948,511.70	10,160,387.31	14,523,024.98	6,756,984.06	50,577,086.84	23,880,372.64

SUPERINTENDENCIA DE SEGUROS Y REASEGUROS DE PANAMA
Cuadro 02. SINIESTROS PAGADOS DE SEGURO DIRECTO TOTALES LOCAL Y EXTERIOR
AL MES DE ABRIL DE 2017

Compañía de Seguros	TOTAL	Vida Individual	Accidentes Personales	Salud	Colectivo de Vida	Incendio	Multirisgo	Transporte de Carga	Casco	Automóvil	Ramos Técnicos	Responsabilidad Civil	Robo	Fianzas	Otros Ramos
ACERTA SEGUROS	3,615,018.49	100,000.00	8,398.40	495,518.30	48,549.74	150,514.63	39,975.41	449,544.42	14,398.03	2,124,367.86	40,186.77	85,463.00	29,513.06	428.00	28,160.87
ALIADO SEGUROS	4,378,171.96	-	6,719.63	-	103,075.31	637,081.41	25,058.44	47,482.74	344,813.84	1,422,238.98	25,843.57	24,171.43	-	1,699,679.05	42,007.56
ASEGURADORA ANCON, S.A	13,119,329.77	40,000.00	30,195.06	3,190,910.83	940,465.53	3,804,762.73	29,533.17	82,432.85	2,817.25	4,248,513.04	74,265.13	28,001.35	20.07	238,637.27	408,775.49
ASEGURADORA DEL ISTMO, S.A. (ADISA)	1,691,598.06	-	2,612.44	75,129.89	14.86	2,935.44	-	703.28	-	27,311.21	(2,213.00)	505.39	12.75	1,583,090.17	1,495.63
ASEGURADORA GLOBAL, S.A	2,051,718.77	3,300.00	420.03	-	614,519.94	24,050.08	-	-	-	1,295,749.46	-	-	-	-	113,679.26
ASSA COMPAÑÍA DE SEGUROS, S.A	27,284,278.12	1,390,979.77	268,482.47	9,209,463.24	3,576,709.06	3,033,719.25	103,856.63	926,086.57	315,813.80	7,052,652.61	24,065.15	438,484.50	640,765.10	84,029.52	219,170.45
ASSICURAZIONI GENERALI, S.p.A.	12,543,882.82	2,109,849.88	123,758.76	2,780,241.46	812,861.06	572,943.98	302,531.44	100,542.67	182,072.86	5,000,980.17	284,813.43	88,229.25	127,419.64	204.21	57,434.01
BANESCO SEGUROS, S.A.	2,270,817.55	85.00	515.03	80,392.94	255,053.70	2,896.60	938,987.15	90,175.91	31,657.81	768,552.14	53,391.46	40,399.79	3,326.23	-	5,383.79
BUPA PANAMÁ, S.A.	509,693.50	-	-	509,693.50	-	-	-	-	-	-	-	-	-	-	-
CHUBB SEGUROS PANAMA, S.A.	64,210.89	-	3,425.00	-	-	3,522.67	-	8,533.00	-	-	9,992.39	38,737.83	-	-	-
COMPAÑÍA INTERNACIONAL DE SEGUROS, S.A	31,952,634.20	1,249,803.25	421,366.91	10,835,071.75	2,519,421.25	555,536.67	20,414.12	493,110.01	117,533.71	9,850,975.32	1,045,613.46	300,063.03	156,895.44	1,765,796.32	2,621,032.96
GENERAL DE SEGUROS, S.A.	2,449,480.44	-	303.54	-	1,238,678.58	51,431.19	1,848.42	-	-	1,077,370.69	12,680.13	2,564.54	-	-	64,603.35
LA FLORESTA DE SEGUROS Y VIDA, S.A	3,659,364.70	-	3,347.10	315,365.20	2,686.30	2,345,640.50	-	-	-	869,110.50	-	4,715.80	-	-	118,499.30
LA REGIONAL DE SEGUROS, S.A	641,282.67	9,144.00	-	-	13,605.21	292.50	9,888.11	-	-	597,490.34	-	-	-	-	10,862.51
MAPFRE PANAMÁ, S.A	49,508,024.91	2,372,515.94	296,081.04	14,144,990.69	3,754,488.18	3,779,994.96	-	258,803.74	612,450.58	12,000,342.24	94,998.81	227,536.00	94,482.39	11,445,667.19	425,673.15
MERCANTIL PANAMÁ SEGUROS, S.A	274,533.95	-	-	242,524.88	-	-	-	-	-	32,009.07	-	-	-	-	-
MULTIBANK SEGUROS, S.A	940,226.32	-	80,100.00	-	350,052.29	70,399.47	945.56	-	-	396,465.10	-	-	-	-	42,263.90
NACIONAL DE SEGUROS DE PANAMÁ Y CENTROAMÉRICA	1,067,677.65	-	-	-	15,707.58	184,306.83	-	-	-	430,777.01	38,249.23	6,804.10	28,787.79	362,819.31	225.80
ÓPTIMA COMPAÑÍA DE SEGUROS, S.A.	4,657,493.97	-	50,112.73	-	110,894.39	3,479,967.58	45,273.73	10,383.98	48,594.37	526,967.92	18,660.39	75,582.16	29,396.07	190,000.00	71,660.65
PAN AMERICAN LIFE INSURANCE DE PANAMÁ, S.A	15,359,061.62	786,951.16	132,930.87	13,585,590.39	853,589.20	-	-	-	-	-	-	-	-	-	-
SAGICOR PANAMÁ, S.A	1,037,301.45	-	8,238.06	1,024,063.39	5,000.00	-	-	-	-	-	-	-	-	-	-
SEGUROS BBA. CORP.	770,373.47	-	(14,640.62)	-	7,245.09	2,474.50	-	-	-	427,993.40	(605.88)	98.04	-	347,808.94	-
SEGUROS FEDPA, S.A	5,304,511.56	-	99,219.95	-	630,641.96	-	26,217.64	11,468.00	-	4,518,481.86	1,800.20	20,148.95	(3,467.00)	-	-
SEGUROS SURAMERICANA, S.A	17,926,058.92	1,856,015.36	239,349.85	-	2,442,572.99	3,128,366.95	-	134,231.64	-	8,643,903.60	242,563.75	558,517.89	20,358.25	424,076.41	236,102.23
VIVIR COMPAÑÍA DE SEGUROS, SA.	2,095,984.95	-	1,313.51	2,043,890.35	50,781.09	-	-	-	-	-	-	-	-	-	-
WORLDWIDE MEDICAL ASSURANCE, LTD	8,102,458.73	1,030,000.00	1,755.06	7,054,927.27	15,776.40	-	-	-	-	-	-	-	-	-	-
TOTAL	213,275,189.44	10,948,644.36	1,764,004.82	65,587,774.08	18,362,389.71	21,830,837.94	1,544,529.82	2,613,498.81	1,670,152.25	61,312,252.52	1,964,304.99	1,940,023.05	1,127,509.79	18,142,236.39	4,467,030.91