

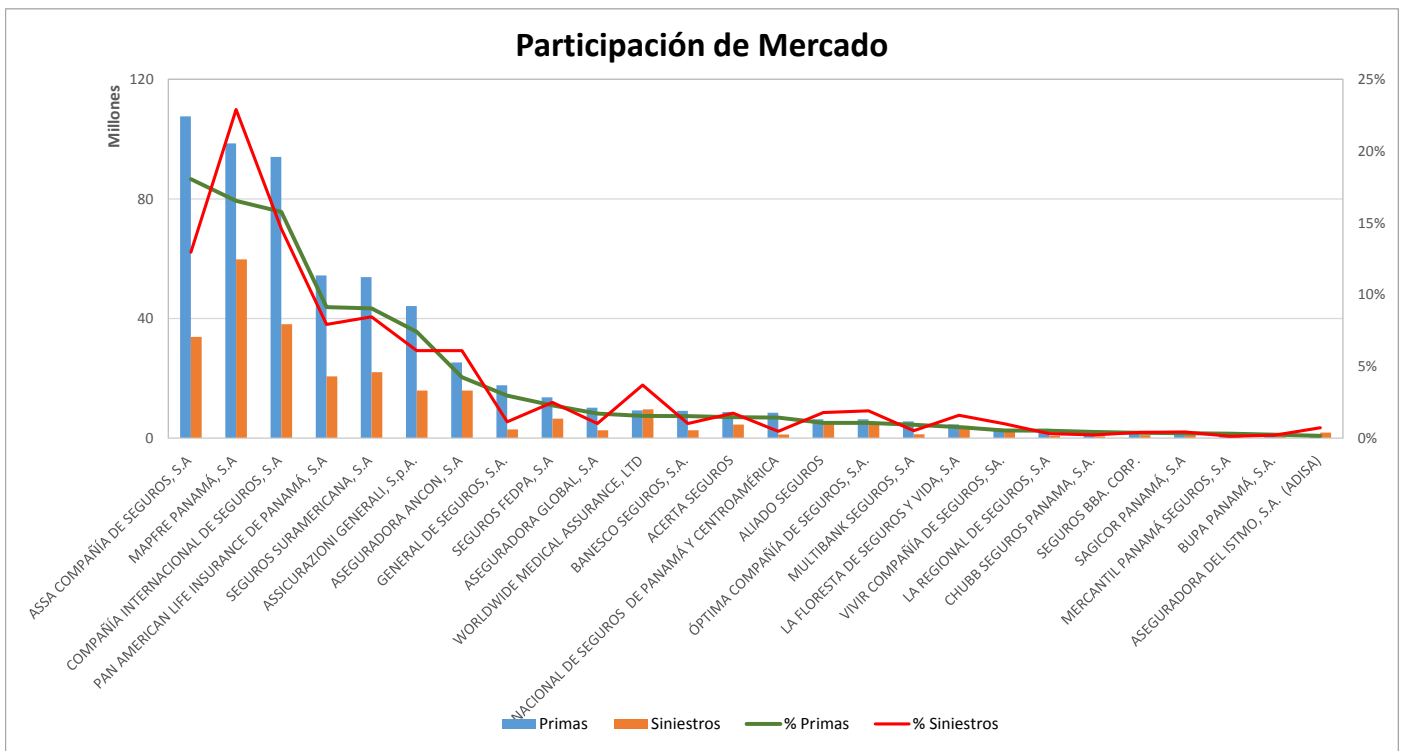
Superintendencia de Seguros y Reaseguros de Panamá

Participación de Mercado por Ramos



PARTICIPACION DE MERCADO AL MES DE MAYO DE 2017

#	Compañía de Seguros	Primas	% Primas	#	Siniestros	% Siniestros	Sinestralidad Promedio
1	ASSA COMPAÑÍA DE SEGUROS, S.A	107,594,619.26	18.0%	3	33,861,460.92	13.0%	31.5%
2	MAPFRE PANAMÁ, S.A	98,609,724.07	16.5%	1	59,811,412.73	22.9%	60.7%
3	COMPAÑÍA INTERNACIONAL DE SEGUROS, S.A	94,051,677.26	15.8%	2	38,127,183.66	14.6%	40.5%
4	PAN AMERICAN LIFE INSURANCE DE PANAMÁ, S.A	54,428,333.41	9.1%	5	20,713,548.99	7.9%	38.1%
5	SEGUROS SURAMERICANA, S.A	53,899,945.50	9.0%	4	22,105,370.10	8.5%	41.0%
6	ASSICURAZIONI GENERALI, S.p.A.	44,194,157.45	7.4%	6	15,952,262.10	6.1%	36.1%
7	ASEGURADORA ANCON, S.A	25,324,992.94	4.2%	7	15,943,864.28	6.1%	63.0%
8	GENERAL DE SEGUROS, S.A.	17,738,193.58	3.0%	14	2,986,662.71	1.1%	16.8%
9	SEGUROS FEDPA, S.A	13,711,644.09	2.3%	9	6,529,340.04	2.5%	47.6%
10	ASEGURADORA GLOBAL, S.A	10,211,709.45	1.7%	16	2,684,519.74	1.0%	26.3%
11	WORLDWIDE MEDICAL ASSURANCE, LTD	9,321,779.98	1.6%	8	9,659,541.34	3.7%	103.6%
12	BANESCO SEGUROS, S.A.	9,160,558.81	1.5%	15	2,699,022.47	1.0%	29.5%
13	ACERTA SEGUROS	8,770,383.90	1.5%	12	4,556,343.24	1.7%	52.0%
14	NACIONAL DE SEGUROS DE PANAMÁ Y CENTROAMÉRICA	8,558,948.58	1.4%	20	1,257,779.56	0.5%	14.7%
15	ALIADO SEGUROS	6,362,047.32	1.1%	11	4,695,935.07	1.8%	73.8%
16	ÓPTIMA COMPAÑÍA DE SEGUROS, S.A.	6,352,381.14	1.1%	10	4,983,042.28	1.9%	78.4%
17	MULTIBANK SEGUROS, S.A	5,634,949.13	0.9%	19	1,359,193.68	0.5%	24.1%
18	LA FLORESTA DE SEGUROS Y VIDA, S.A	4,617,994.90	0.8%	13	4,166,450.10	1.6%	90.2%
19	VIVIR COMPAÑÍA DE SEGUROS, S.A.	3,194,604.89	0.5%	17	2,642,154.99	1.0%	82.7%
20	LA REGIONAL DE SEGUROS, S.A	3,151,949.88	0.5%	23	834,339.87	0.3%	26.5%
21	CHUBB SEGUROS PANAMA, S.A.	2,591,372.46	0.4%	24	617,001.79	0.2%	23.8%
22	SEGUROS BBA. CORP.	2,285,809.40	0.4%	22	1,053,510.59	0.4%	46.1%
23	SAGICOR PANAMÁ, S.A	2,058,643.57	0.3%	21	1,142,835.55	0.4%	55.5%
24	MERCANTIL PANAMÁ SEGUROS, S.A	1,873,495.69	0.3%	26	358,874.67	0.1%	19.2%
25	BUPA PANAMÁ, S.A.	1,498,960.86	0.3%	25	564,309.78	0.2%	37.6%
26	ASEGURADORA DEL ISTMO, S.A. (ADISA)	1,016,017.44	0.2%	18	1,915,521.69	0.7%	188.5%
TOTAL		\$596,214,894.96	100%		\$261,221,481.94	100%	43.8%



Superintendencia de Seguros y Reaseguros de Panamá

Participación de Mercado por Ramos

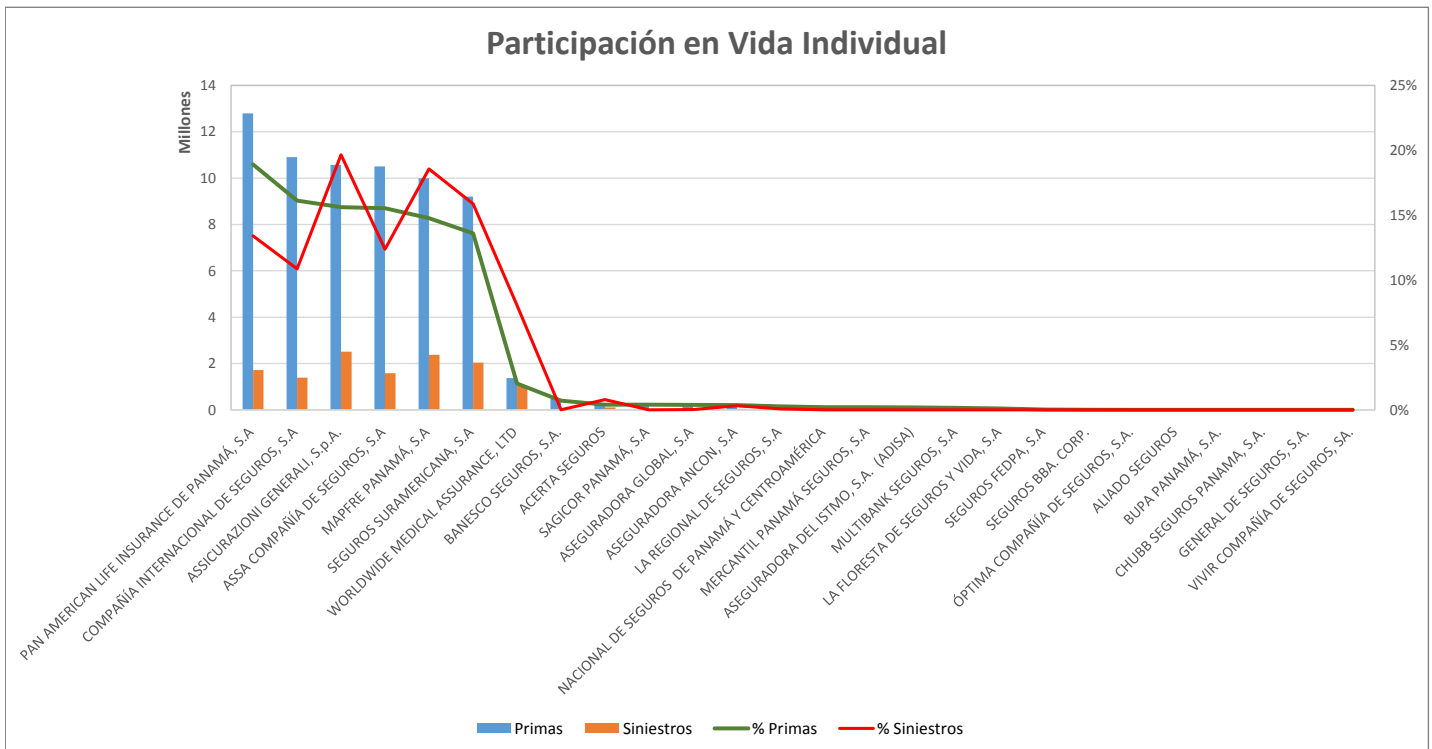


RAMO DE VIDA INDIVIDUAL

AL MES DE MAYO DE 2017

#	Compañía de Seguros	Primas	% Primas	#	Siniestros	% Siniestros	Sinestralidad Promedio
1	PAN AMERICAN LIFE INSURANCE DE PANAMÁ, S.A	12,792,678.98	18.9%	4	1,714,914.69	13.4%	13.4%
2	COMPAÑÍA INTERNACIONAL DE SEGUROS, S.A	10,909,711.13	16.1%	6	1,390,001.00	10.9%	12.7%
3	ASSICURAZIONI GENERALI, S.p.A.	10,566,312.99	15.6%	1	2,515,177.53	19.7%	23.8%
4	ASSA COMPAÑÍA DE SEGUROS, S.A	10,508,617.00	15.5%	5	1,585,056.71	12.4%	15.1%
5	MAPFRE PANAMÁ, S.A	9,995,269.69	14.8%	2	2,376,746.12	18.6%	23.8%
6	SEGUROS SURAMERICANA, S.A	9,204,142.65	13.6%	3	2,032,521.72	15.9%	22.1%
7	WORLDWIDE MEDICAL ASSURANCE, LTD	1,368,650.45	2.0%	7	1,030,000.00	8.0%	75.3%
8	BANESCO SEGUROS, S.A.	482,791.47	0.7%	12	85.00	0.0%	0.0%
9	ACERTA SEGUROS	272,491.75	0.4%	8	100,000.00	0.8%	36.7%
10	SAGICOR PANAMÁ, S.A	271,984.90	0.4%	13	0.00	0.0%	0.0%
11	ASEGURADORA GLOBAL, S.A	262,354.06	0.4%	11	3,300.00	0.0%	1.3%
12	ASEGURADORA ANCON, S.A	251,591.15	0.4%	9	40,000.00	0.3%	15.9%
13	LA REGIONAL DE SEGUROS, S.A	178,686.48	0.3%	10	9,144.00	0.1%	5.1%
14	NACIONAL DE SEGUROS DE PANAMÁ Y CENTROAMÉRICA	133,786.32	0.2%	14	0.00	0.0%	0.0%
15	MERCANTIL PANAMÁ SEGUROS, S.A	131,796.17	0.2%	15	0.00	0.0%	0.0%
16	ASEGURADORA DEL ISTMO, S.A. (ADISA)	125,515.94	0.2%	16	0.00	0.0%	0.0%
17	MULTIBANK SEGUROS, S.A	101,042.98	0.1%	17	0.00	0.0%	0.0%
18	LA FLORESTA DE SEGUROS Y VIDA, S.A	66,841.60	0.1%	18	0.00	0.0%	0.0%
19	SEGUROS FEDPA, S.A	16,278.12	0.0%	19	0.00	0.0%	0.0%
20	SEGUROS BBA. CORP.	6,198.42	0.0%	20	0.00	0.0%	0.0%
21	ÓPTIMA COMPAÑÍA DE SEGUROS, S.A.	0.00	0.0%	21	0.00	0.0%	0.0%
22	ALIADO SEGUROS	0.00	0.0%	22	0.00	0.0%	0.0%
23	BUPA PANAMÁ, S.A.	0.00	0.0%	23	0.00	0.0%	0.0%
24	CHUBB SEGUROS PANAMA, S.A.	0.00	0.0%	24	0.00	0.0%	0.0%
25	GENERAL DE SEGUROS, S.A.	0.00	0.0%	25	0.00	0.0%	0.0%
26	VIVIR COMPAÑÍA DE SEGUROS, SA.	0.00	0.0%	26	0.00	0.0%	0.0%
TOTAL		\$67,646,742.25	100%		\$12,796,946.77	100%	18.9%

Participación en Vida Individual



Superintendencia de Seguros y Reaseguros de Panamá

Participación de Mercado por Ramos

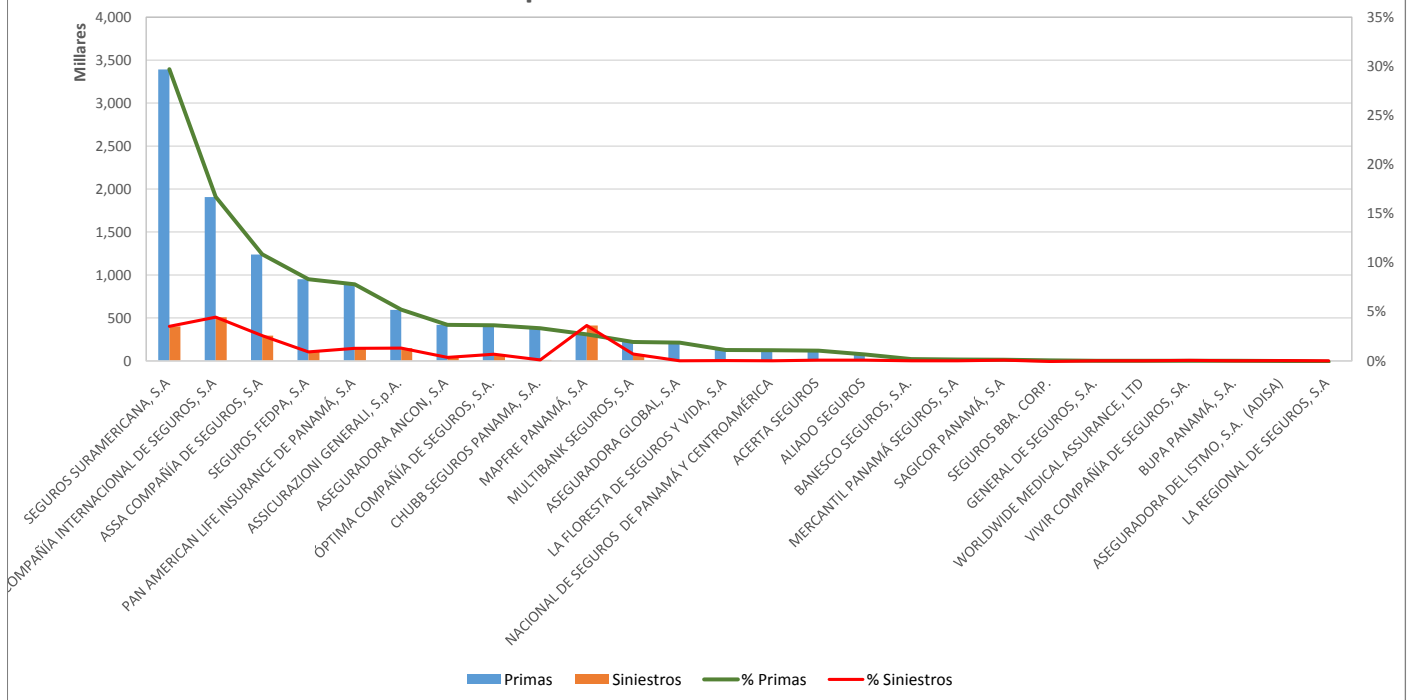


RAMO DE ACCIDENTES PERSONALES

AL MES DE MAYO DE 2017

#	Compañía de Seguros	Primas	% Primas	#	Siniestros	% Siniestros	Sinestralidad Promedio
1	SEGUROS SURAMERICANA, S.A	3,392,889.56	29.7%	3	401,066.00	3.5%	11.8%
2	COMPAÑÍA INTERNACIONAL DE SEGUROS, S.A	1,907,692.91	16.7%	1	508,565.71	4.5%	26.7%
3	ASSA COMPAÑÍA DE SEGUROS, S.A	1,238,306.85	10.8%	4	294,129.54	2.6%	23.8%
4	SEGUROS FEDPA, S.A	949,210.41	8.3%	7	104,934.86	0.9%	11.1%
5	PAN AMERICAN LIFE INSURANCE DE PANAMÁ, S.A	889,833.60	7.8%	6	145,398.56	1.3%	16.3%
6	ASSICURAZIONI GENERALI, S.p.A.	594,487.22	5.2%	5	148,984.50	1.3%	25.1%
7	ASEGURADORA ANCON, S.A	418,898.32	3.7%	10	40,330.78	0.4%	9.6%
8	ÓPTIMA COMPAÑÍA DE SEGUROS, S.A.	413,539.16	3.6%	9	78,390.53	0.7%	19.0%
9	CHUBB SEGUROS PANAMA, S.A.	378,890.98	3.3%	11	10,816.98	0.1%	2.9%
10	MAPFRE PANAMÁ, S.A	307,925.65	2.7%	2	410,866.86	3.6%	133.4%
11	MULTIBANK SEGUROS, S.A	219,653.83	1.9%	8	80,100.00	0.7%	36.5%
12	ASEGURADORA GLOBAL, S.A	212,920.08	1.9%	20	527.73	0.0%	0.2%
13	LA FLORESTA DE SEGUROS Y VIDA, S.A	126,618.50	1.1%	16	3,928.30	0.0%	3.1%
14	NACIONAL DE SEGUROS DE PANAMÁ Y CENTROAMÉRICA	123,958.90	1.1%	22	176.30	0.0%	0.1%
15	ACERTA SEGUROS	120,055.19	1.1%	13	8,969.62	0.1%	7.5%
16	ALIADO SEGUROS	75,122.86	0.7%	12	9,528.97	0.1%	12.7%
17	BANESCO SEGUROS, S.A.	21,628.69	0.2%	19	901.98	0.0%	4.2%
18	MERCANTIL PANAMÁ SEGUROS, S.A	15,792.46	0.1%	23	0.00	0.0%	0.0%
19	SAGICOR PANAMÁ, S.A	13,206.97	0.1%	14	8,238.06	0.1%	62.4%
20	SEGUROS BBA. CORP.	5,954.51	0.1%	26	-7,101.52	-0.1%	0.0%
21	GENERAL DE SEGUROS, S.A.	1,849.04	0.0%	21	303.54	0.0%	16.4%
22	WORLDWIDE MEDICAL ASSURANCE, LTD	1,419.23	0.0%	18	1,762.93	0.0%	124.2%
23	VIVIR COMPAÑÍA DE SEGUROS, SA.	678.38	0.0%	15	6,858.05	0.1%	1010.9%
24	BUPA PANAMÁ, S.A.	0.00	0.0%	24	0.00	0.0%	0.0%
25	ASEGURADORA DEL ISTMO, S.A. (ADISA)	-1,066.50	0.0%	17	3,303.64	0.0%	-309.8%
26	LA REGIONAL DE SEGUROS, S.A	-10,557.37	-0.1%	25	0.00	0.0%	0.0%
TOTAL		\$11,418,909.43	100%		\$2,260,981.92	100%	19.8%

Participación en Accidentes Personales



Superintendencia de Seguros y Reaseguros de Panamá

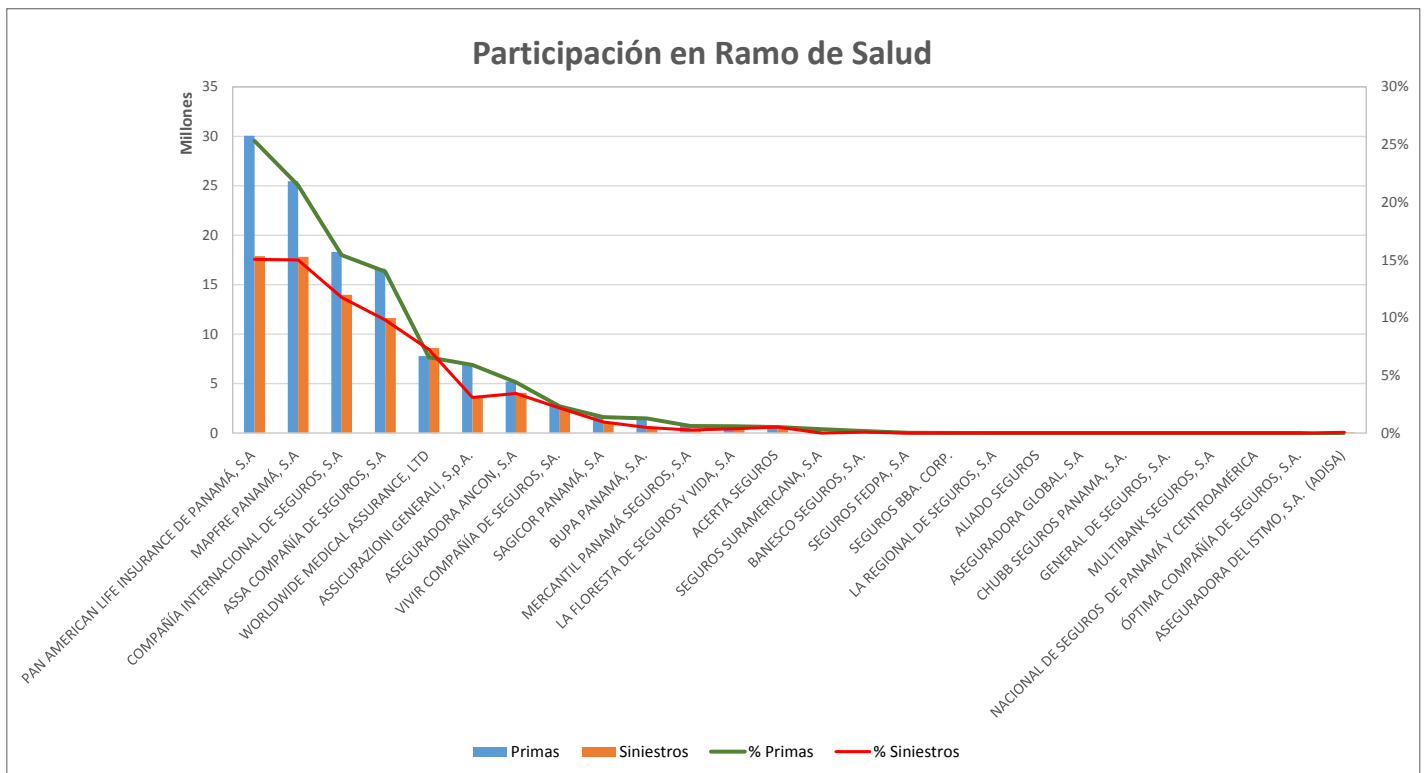
Participación de Mercado por Ramos



RAMO DE SALUD

AL MES DE MAYO DE 2017

#	Compañía de Seguros	Primas	% Primas	#	Siniestros	% Siniestros	Sinestralidad Promedio
1	PAN AMERICAN LIFE INSURANCE DE PANAMÁ, S.A	30,057,610.22	25.3%	1	17,876,857.67	15.1%	59.5%
2	MAPFRE PANAMÁ, S.A	25,476,692.66	21.5%	2	17,812,024.61	15.0%	69.9%
3	COMPAÑÍA INTERNACIONAL DE SEGUROS, S.A	18,315,973.06	15.4%	3	13,973,356.60	11.8%	76.3%
4	ASSA COMPAÑÍA DE SEGUROS, S.A	16,616,519.71	14.0%	4	11,634,656.20	9.8%	70.0%
5	WORLDWIDE MEDICAL ASSURANCE, LTD	7,787,419.01	6.6%	5	8,598,727.31	7.2%	110.4%
6	ASSICURAZIONI GENERALI, S.p.A.	7,004,145.85	5.9%	7	3,660,617.98	3.1%	52.3%
7	ASEGURADORA ANCON, S.A	5,227,301.02	4.4%	6	4,066,417.99	3.4%	77.8%
8	VIVIR COMPAÑÍA DE SEGUROS, SA.	2,739,808.04	2.3%	8	2,583,602.48	2.2%	94.3%
9	SAGICOR PANAMÁ, S.A	1,649,562.27	1.4%	9	1,129,597.49	1.0%	68.5%
10	BUPA PANAMÁ, S.A.	1,498,960.86	1.3%	11	564,309.78	0.5%	37.6%
11	MERCANTIL PANAMÁ SEGUROS, S.A	735,408.28	0.6%	13	318,524.90	0.3%	43.3%
12	LA FLORESTA DE SEGUROS Y VIDA, S.A	695,053.00	0.6%	12	441,177.10	0.4%	63.5%
13	ACERTA SEGUROS	618,362.59	0.5%	10	625,279.32	0.5%	101.1%
14	SEGUROS SURAMERICANA, S.A	407,949.35	0.3%	17	0.00	0.0%	0.0%
15	BANESCO SEGUROS, S.A.	213,658.29	0.2%	14	105,521.31	0.1%	49.4%
16	SEGUROS FEDPA, S.A	29,420.88	0.0%	18	0.00	0.0%	0.0%
25	SEGUROS BBA. CORP.	0.00	0.0%	16	21.26	0.0%	#DIV/0!
17	LA REGIONAL DE SEGUROS, S.A	0.00	0.0%	19	0.00	0.0%	0.0%
18	ALIADO SEGUROS	0.00	0.0%	20	0.00	0.0%	0.0%
19	ASEGURADORA GLOBAL, S.A	0.00	0.0%	21	0.00	0.0%	0.0%
20	CHUBB SEGUROS PANAMA, S.A.	0.00	0.0%	22	0.00	0.0%	0.0%
21	GENERAL DE SEGUROS, S.A.	0.00	0.0%	23	0.00	0.0%	0.0%
22	MULTIBANK SEGUROS, S.A	0.00	0.0%	24	0.00	0.0%	0.0%
23	NACIONAL DE SEGUROS DE PANAMÁ Y CENTROAMÉRICA	0.00	0.0%	25	0.00	0.0%	0.0%
24	ÓPTIMA COMPAÑÍA DE SEGUROS, S.A.	0.00	0.0%	26	0.00	0.0%	0.0%
26	ASEGURADORA DEL ISTMO, S.A. (ADISA)	-336,122.43	-0.3%	15	76,219.26	0.1%	-22.7%
TOTAL		\$118,737,722.66	100%		\$83,466,911.26	100%	70.3%



Superintendencia de Seguros y Reaseguros de Panamá

Participación de Mercado por Ramos

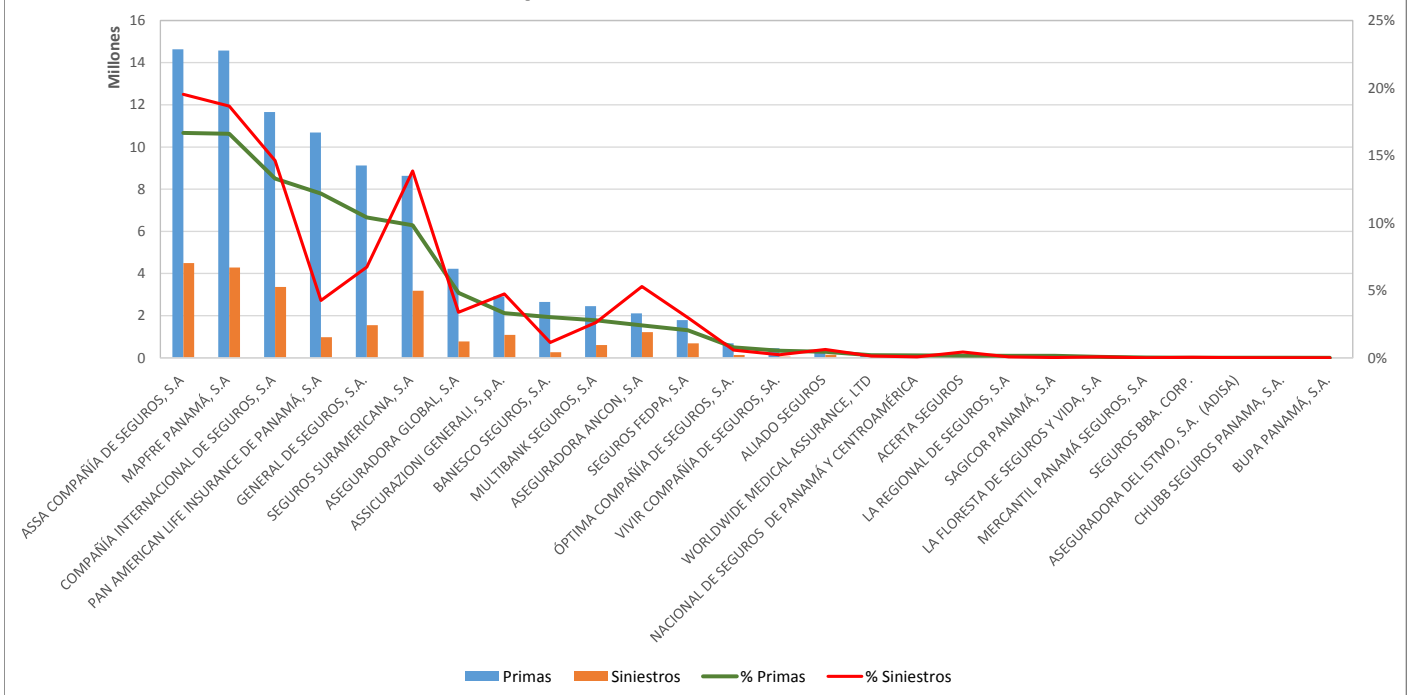


RAMO DE COLECTIVO DE VIDA

AL MES DE MAYO DE 2017

#	Compañía de Seguros	Primas	% Primas	#	Siniestros	% Siniestros	Sinestralidad Promedio
1	ASSA COMPAÑÍA DE SEGUROS, S.A	14,630,530.72	16.7%	1	4,490,547.02	19.5%	30.7%
2	MAPFRE PANAMÁ, S.A	14,580,116.16	16.6%	2	4,288,123.81	18.6%	29.4%
3	COMPAÑÍA INTERNACIONAL DE SEGUROS, S.A	11,654,676.73	13.3%	3	3,359,802.88	14.6%	28.8%
4	PAN AMERICAN LIFE INSURANCE DE PANAMÁ, S.A	10,688,210.61	12.2%	8	976,378.07	4.2%	9.1%
5	GENERAL DE SEGUROS, S.A.	9,127,657.49	10.4%	5	1,544,763.86	6.7%	16.9%
6	SEGUROS SURAMERICANA, S.A	8,628,735.67	9.8%	4	3,184,379.62	13.8%	36.9%
7	ASEGURADORA GLOBAL, S.A	4,225,553.76	4.8%	9	775,341.20	3.4%	18.3%
8	ASSICURAZIONI GENERALI, S.p.A.	2,909,220.62	3.3%	7	1,090,437.98	4.7%	37.5%
9	BANESCO SEGUROS, S.A.	2,647,648.78	3.0%	12	262,145.14	1.1%	9.9%
10	MULTIBANK SEGUROS, S.A	2,445,292.66	2.8%	11	603,197.99	2.6%	24.7%
11	ASEGURADORA ANCON, S.A	2,113,287.68	2.4%	6	1,214,068.25	5.3%	57.4%
12	SEGUROS FEDPA, S.A	1,791,843.27	2.0%	10	686,782.28	3.0%	38.3%
13	ÓPTIMA COMPAÑÍA DE SEGUROS, S.A.	682,825.77	0.8%	14	131,796.14	0.6%	19.3%
14	VIVIR COMPAÑÍA DE SEGUROS, SA.	454,118.47	0.5%	16	51,694.46	0.2%	11.4%
15	ALIADO SEGUROS	390,426.37	0.4%	13	143,347.41	0.6%	36.7%
16	WORLDWIDE MEDICAL ASSURANCE, LTD	164,291.29	0.2%	17	29,051.10	0.1%	17.7%
17	NACIONAL DE SEGUROS DE PANAMÁ Y CENTROAMÉRICA	150,672.39	0.2%	19	15,707.58	0.1%	10.4%
18	ACERTA SEGUROS	141,849.34	0.2%	15	99,152.45	0.4%	69.9%
19	LA REGIONAL DE SEGUROS, S.A	130,593.68	0.1%	18	16,971.51	0.1%	13.0%
20	SAGICOR PANAMÁ, S.A	123,889.43	0.1%	22	5,000.00	0.0%	4.0%
21	LA FLORESTA DE SEGUROS Y VIDA, S.A	55,963.40	0.1%	20	14,294.30	0.1%	25.5%
22	MERCANTIL PANAMÁ SEGUROS, S.A	13,585.30	0.0%	24	0.00	0.0%	0.0%
23	SEGUROS BBA. CORP.	12,166.41	0.0%	21	9,745.09	0.0%	80.1%
24	ASEGURADORA DEL ISTMO, S.A. (ADISA)	8,906.44	0.0%	23	17.82	0.0%	0.2%
25	CHUBB SEGUROS PANAMA, S.A.	2,618.50	0.0%	25	0.00	0.0%	0.0%
26	BUPA PANAMÁ, S.A.	0.00	0.0%	26	0.00	0.0%	0.0%
TOTAL		\$87,774,680.94	100%		\$22,992,745.96	100%	26.2%

Participación en Colectivo de Vida



Superintendencia de Seguros y Reaseguros de Panamá

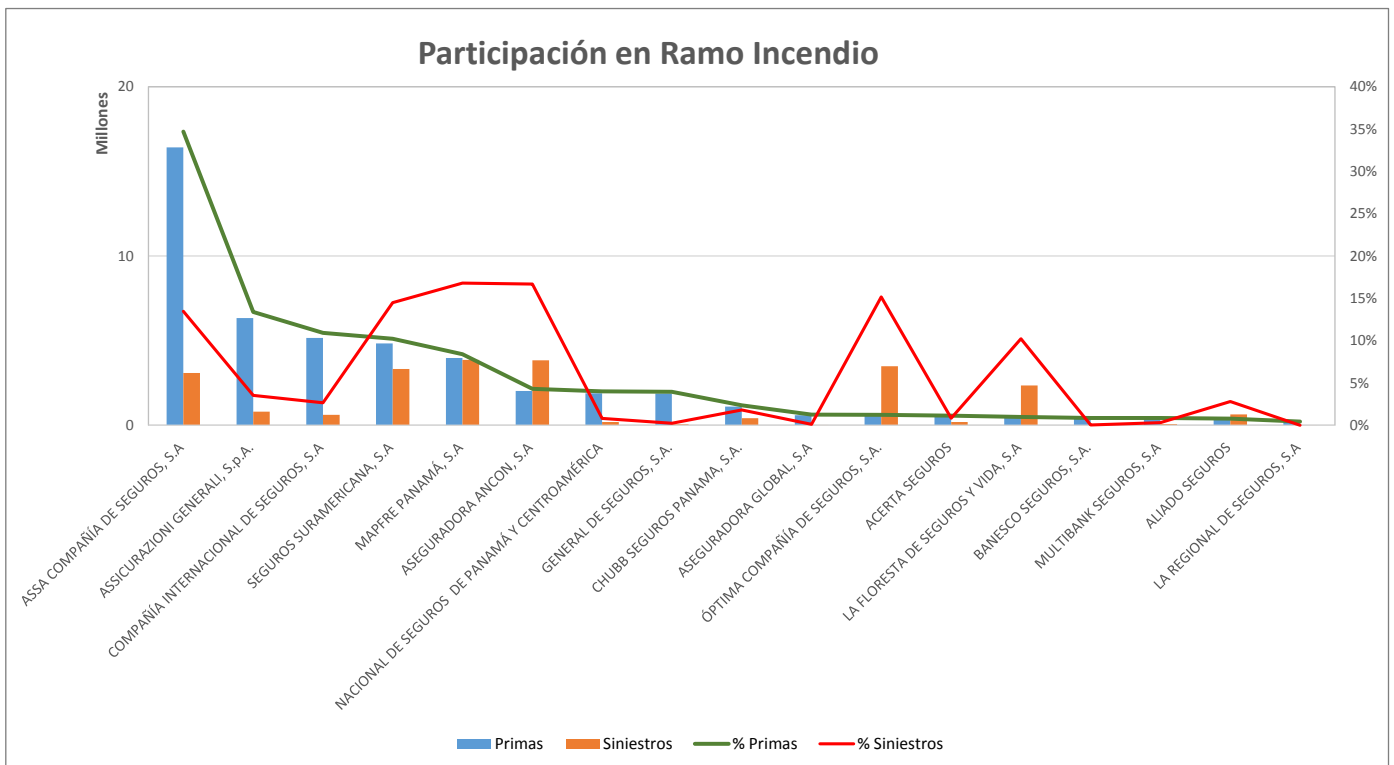
Participación de Mercado por Ramos



RAMO DE INCENDIO

AL MES DE MAYO DE 2017

#	Compañía de Seguros	Primas	% Primas	#	Siniestros	% Siniestros	Sinestralidad Promedio
1	ASSA COMPAÑÍA DE SEGUROS, S.A	16,412,597.82	34.7%	5	3,094,295.17	13.5%	18.9%
2	ASSICURAZIONI GENERALI, S.p.A.	6,329,352.43	13.4%	7	808,398.48	3.5%	12.8%
3	COMPAÑÍA INTERNACIONAL DE SEGUROS, S.A	5,160,592.22	10.9%	9	611,762.26	2.7%	11.9%
4	SEGUROS SURAMERICANA, S.A	4,835,320.23	10.2%	4	3,327,644.93	14.5%	68.8%
5	MAPFRE PANAMÁ, S.A	3,970,229.11	8.4%	1	3,857,495.42	16.8%	97.2%
6	ASEGURADORA ANCON, S.A	2,032,865.78	4.3%	2	3,833,791.77	16.7%	188.6%
7	NACIONAL DE SEGUROS DE PANAMÁ Y CENTROAMÉRICA	1,893,204.62	4.0%	12	188,287.88	0.8%	9.9%
8	GENERAL DE SEGUROS, S.A.	1,873,945.95	4.0%	14	51,968.33	0.2%	2.8%
9	CHUBB SEGUROS PANAMA, S.A.	1,109,774.33	2.3%	10	416,052.65	1.8%	37.5%
10	ASEGURADORA GLOBAL, S.A	596,000.97	1.3%	15	24,050.08	0.1%	4.0%
11	ÓPTIMA COMPAÑÍA DE SEGUROS, S.A.	582,878.33	1.2%	3	3,482,772.94	15.2%	597.5%
12	ACERTA SEGUROS	541,566.70	1.1%	11	189,824.79	0.8%	35.1%
13	LA FLORESTA DE SEGUROS Y VIDA, S.A	465,040.70	1.0%	6	2,345,970.00	10.2%	504.5%
14	BANESCO SEGUROS, S.A.	411,404.15	0.9%	16	9,457.79	0.0%	2.3%
15	MULTIBANK SEGUROS, S.A	408,880.24	0.9%	13	70,399.47	0.3%	17.2%
16	ALIADO SEGUROS	366,128.18	0.8%	8	645,293.43	2.8%	176.2%
17	LA REGIONAL DE SEGUROS, S.A	205,694.78	0.4%	19	292.50	0.0%	0.1%
18	SEGUROS FEDPA, S.A	83,448.83	0.2%	20	0.00	0.0%	0.0%
19	SEGUROS BBA. CORP.	21,598.00	0.0%	18	2,474.50	0.0%	11.5%
20	ASEGURADORA DEL ISTMO, S.A. (ADISA)	7,595.87	0.0%	17	2,942.10	0.0%	38.7%
21	BUPA PANAMÁ, S.A.	0.00	0.0%	21	0.00	0.0%	0.0%
22	MERCANTIL PANAMÁ SEGUROS, S.A	0.00	0.0%	22	0.00	0.0%	0.0%
23	PAN AMERICAN LIFE INSURANCE DE PANAMÁ, S.A	0.00	0.0%	23	0.00	0.0%	0.0%
24	SAGICOR PANAMÁ, S.A	0.00	0.0%	24	0.00	0.0%	0.0%
25	VIVIR COMPAÑÍA DE SEGUROS, SA.	0.00	0.0%	25	0.00	0.0%	0.0%
26	WORLDWIDE MEDICAL ASSURANCE, LTD	0.00	0.0%	26	0.00	0.0%	0.0%
TOTAL		\$47,308,119.24	100%		\$22,963,174.49	100%	48.5%



Superintendencia de Seguros y Reaseguros de Panamá

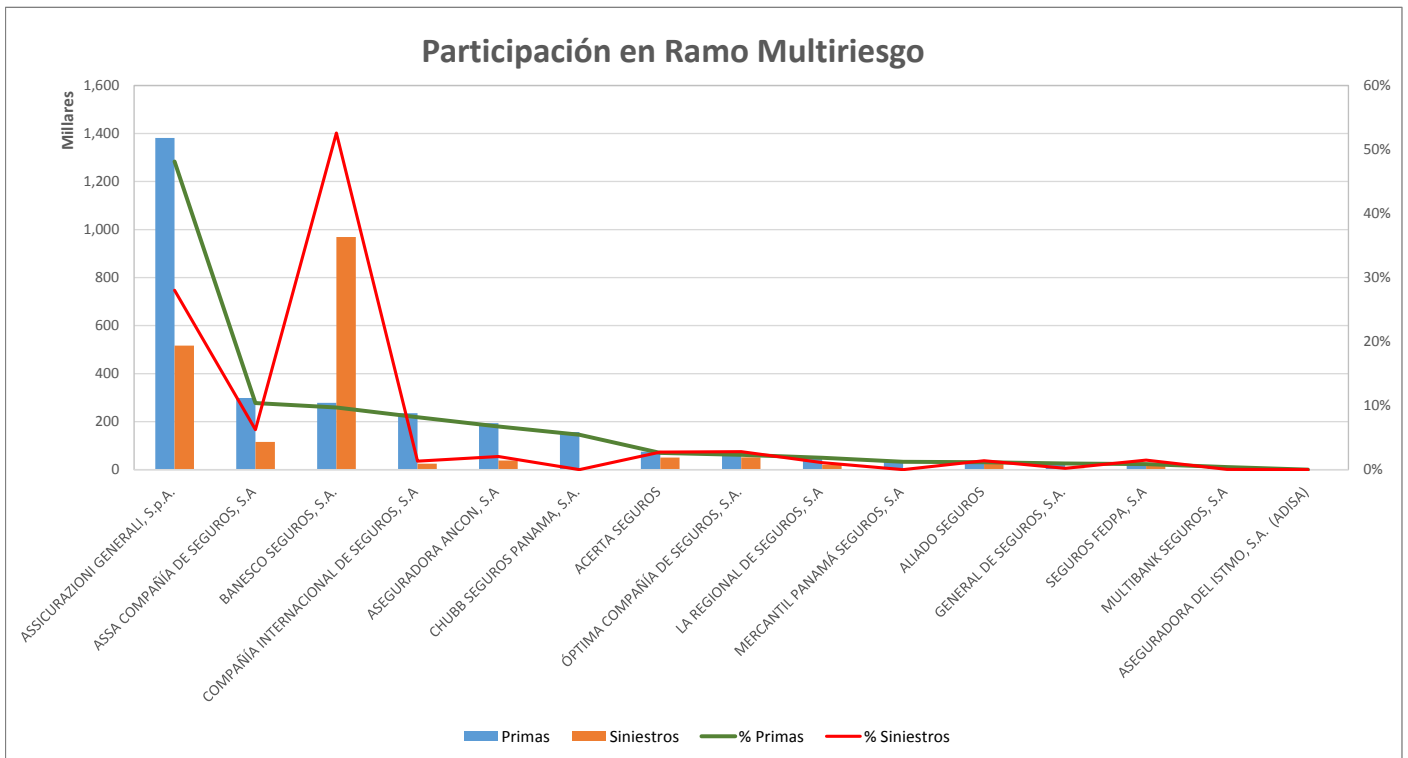
Participación de Mercado por Ramos



RAMO DE MULTIRIESGO

AL MES DE MAYO DE 2017

#	Compañía de Seguros	Primas	% Primas	#	Siniestros	% Siniestros	Sinestralidad Promedio
1	ASSICURAZIONI GENERALI, S.p.A.	1,381,453.59	48.1%	2	516,372.16	28.0%	37.4%
2	ASSA COMPAÑÍA DE SEGUROS, S.A	298,499.11	10.4%	3	115,207.82	6.3%	38.6%
3	BANESCO SEGUROS, S.A.	278,226.16	9.7%	1	968,897.42	52.6%	348.2%
4	COMPAÑÍA INTERNACIONAL DE SEGUROS, S.A	235,420.52	8.2%	9	24,525.24	1.3%	10.4%
5	ASEGURADORA ANCON, S.A	193,360.93	6.7%	6	37,866.05	2.1%	19.6%
6	CHUBB SEGUROS PANAMA, S.A.	156,487.13	5.5%	13	0.00	0.0%	0.0%
7	ACERTA SEGUROS	75,342.25	2.6%	5	50,697.32	2.8%	67.3%
8	ÓPTIMA COMPAÑÍA DE SEGUROS, S.A.	66,147.39	2.3%	4	51,563.73	2.8%	78.0%
9	LA REGIONAL DE SEGUROS, S.A	52,974.36	1.8%	10	20,142.68	1.1%	38.0%
10	MERCANTIL PANAMÁ SEGUROS, S.A	34,785.89	1.2%	14	0.00	0.0%	0.0%
11	ALIADO SEGUROS	33,675.84	1.2%	8	25,325.18	1.4%	75.2%
12	GENERAL DE SEGUROS, S.A.	27,160.36	0.9%	11	3,911.12	0.2%	14.4%
13	SEGUROS FEDPA, S.A	24,910.61	0.9%	7	27,177.22	1.5%	109.1%
14	MULTIBANK SEGUROS, S.A	11,934.44	0.4%	12	945.56	0.1%	7.9%
15	ASEGURADORA DEL ISTMO, S.A. (ADISA)	0.00	0.0%	15	0.00	0.0%	0.0%
16	ASEGURADORA GLOBAL, S.A	0.00	0.0%	16	0.00	0.0%	0.0%
17	BUPA PANAMÁ, S.A.	0.00	0.0%	17	0.00	0.0%	0.0%
18	LA FLORESTA DE SEGUROS Y VIDA, S.A	0.00	0.0%	18	0.00	0.0%	0.0%
19	MAPFRE PANAMÁ, S.A	0.00	0.0%	19	0.00	0.0%	0.0%
20	NACIONAL DE SEGUROS DE PANAMÁ Y CENTROAMÉRICA	0.00	0.0%	20	0.00	0.0%	0.0%
21	PAN AMERICAN LIFE INSURANCE DE PANAMÁ, S.A	0.00	0.0%	21	0.00	0.0%	0.0%
22	SAGICOR PANAMÁ, S.A	0.00	0.0%	22	0.00	0.0%	0.0%
23	SEGUROS BBA. CORP.	0.00	0.0%	23	0.00	0.0%	0.0%
24	SEGUROS SURAMERICANA, S.A	0.00	0.0%	24	0.00	0.0%	0.0%
25	VIVIR COMPAÑÍA DE SEGUROS, SA.	0.00	0.0%	25	0.00	0.0%	0.0%
26	WORLDWIDE MEDICAL ASSURANCE, LTD	0.00	0.0%	26	0.00	0.0%	0.0%
TOTAL		\$2,870,378.58	100%		\$1,842,631.50	100%	64.2%



Superintendencia de Seguros y Reaseguros de Panamá

Participación de Mercado por Ramos

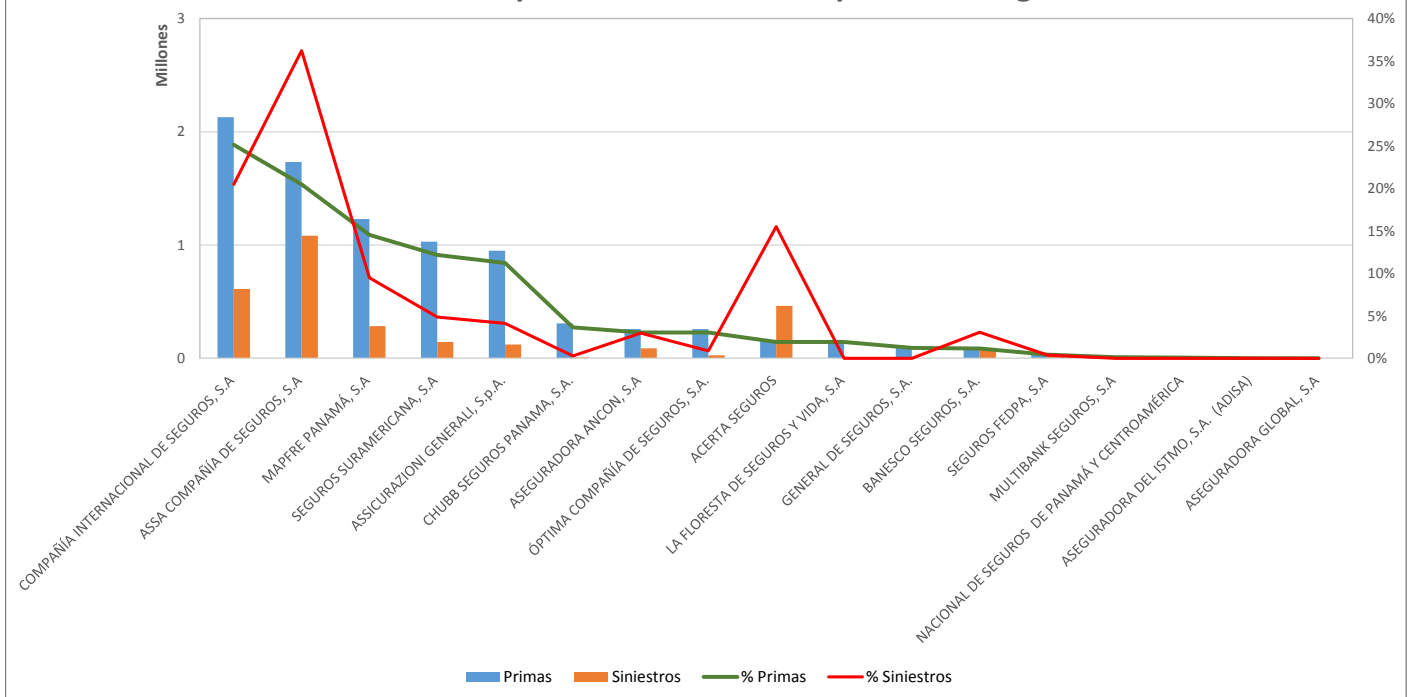


RAMO DE TRANSPORTE DE CARGA

AL MES DE MAYO DE 2017

#	Compañía de Seguros	Primas	% Primas	#	Siniestros	% Siniestros	Sinestralidad Promedio
1	COMPAÑÍA INTERNACIONAL DE SEGUROS, S.A	2,128,276.71	25.1%	2	612,492.11	20.5%	28.8%
2	ASSA COMPAÑÍA DE SEGUROS, S.A	1,733,353.16	20.5%	1	1,082,986.97	36.2%	62.5%
3	MAPFRE PANAMÁ, S.A	1,230,134.74	14.5%	4	283,853.50	9.5%	23.1%
4	SEGUROS SURAMERICANA, S.A	1,029,415.63	12.2%	5	145,282.48	4.9%	14.1%
5	ASSICURAZIONI GENERALI, S.p.A.	950,011.28	11.2%	6	122,922.83	4.1%	12.9%
6	CHUBB SEGUROS PANAMA, S.A.	308,597.91	3.6%	12	8,780.56	0.3%	2.8%
7	ASEGURADORA ANCON, S.A	258,665.08	3.1%	8	88,697.47	3.0%	34.3%
8	ÓPTIMA COMPAÑÍA DE SEGUROS, S.A.	257,677.86	3.0%	10	26,650.13	0.9%	10.3%
9	ACERTA SEGUROS	163,271.61	1.9%	3	463,354.62	15.5%	283.8%
10	LA FLORESTA DE SEGUROS Y VIDA, S.A	162,799.50	1.9%	14	0.00	0.0%	0.0%
11	GENERAL DE SEGUROS, S.A.	104,323.62	1.2%	15	0.00	0.0%	0.0%
12	BANESCO SEGUROS, S.A.	97,693.88	1.2%	7	91,934.37	3.1%	94.1%
13	SEGUROS FEDPA, S.A	37,311.66	0.4%	11	11,468.00	0.4%	30.7%
14	MULTIBANK SEGUROS, S.A	12,323.44	0.1%	16	0.00	0.0%	0.0%
15	NACIONAL DE SEGUROS DE PANAMÁ Y CENTROAMÉRICA	7,066.84	0.1%	17	0.00	0.0%	0.0%
16	ASEGURADORA DEL ISTMO, S.A. (ADISA)	1,750.00	0.0%	13	703.29	0.0%	40.2%
17	ASEGURADORA GLOBAL, S.A	0.00	0.0%	18	0.00	0.0%	0.0%
18	BUPA PANAMÁ, S.A.	0.00	0.0%	19	0.00	0.0%	0.0%
19	LA REGIONAL DE SEGUROS, S.A	0.00	0.0%	20	0.00	0.0%	0.0%
20	MERCANTIL PANAMÁ SEGUROS, S.A	0.00	0.0%	21	0.00	0.0%	0.0%
21	PAN AMERICAN LIFE INSURANCE DE PANAMÁ, S.A	0.00	0.0%	22	0.00	0.0%	0.0%
22	SAGICOR PANAMÁ, S.A	0.00	0.0%	23	0.00	0.0%	0.0%
23	VIVIR COMPAÑÍA DE SEGUROS, SA.	0.00	0.0%	24	0.00	0.0%	0.0%
24	WORLDWIDE MEDICAL ASSURANCE, LTD	0.00	0.0%	25	0.00	0.0%	0.0%
25	SEGUROS BBA. CORP.	-1,715.16	0.0%	26	0.00	0.0%	0.0%
26	ALIADO SEGUROS	-14,170.07	-0.2%	9	50,846.10	1.7%	-358.8%
TOTAL		\$8,466,787.69	100%		\$2,989,972.43	100%	35.3%

Participación en Ramo Transporte de Carga



Superintendencia de Seguros y Reaseguros de Panamá

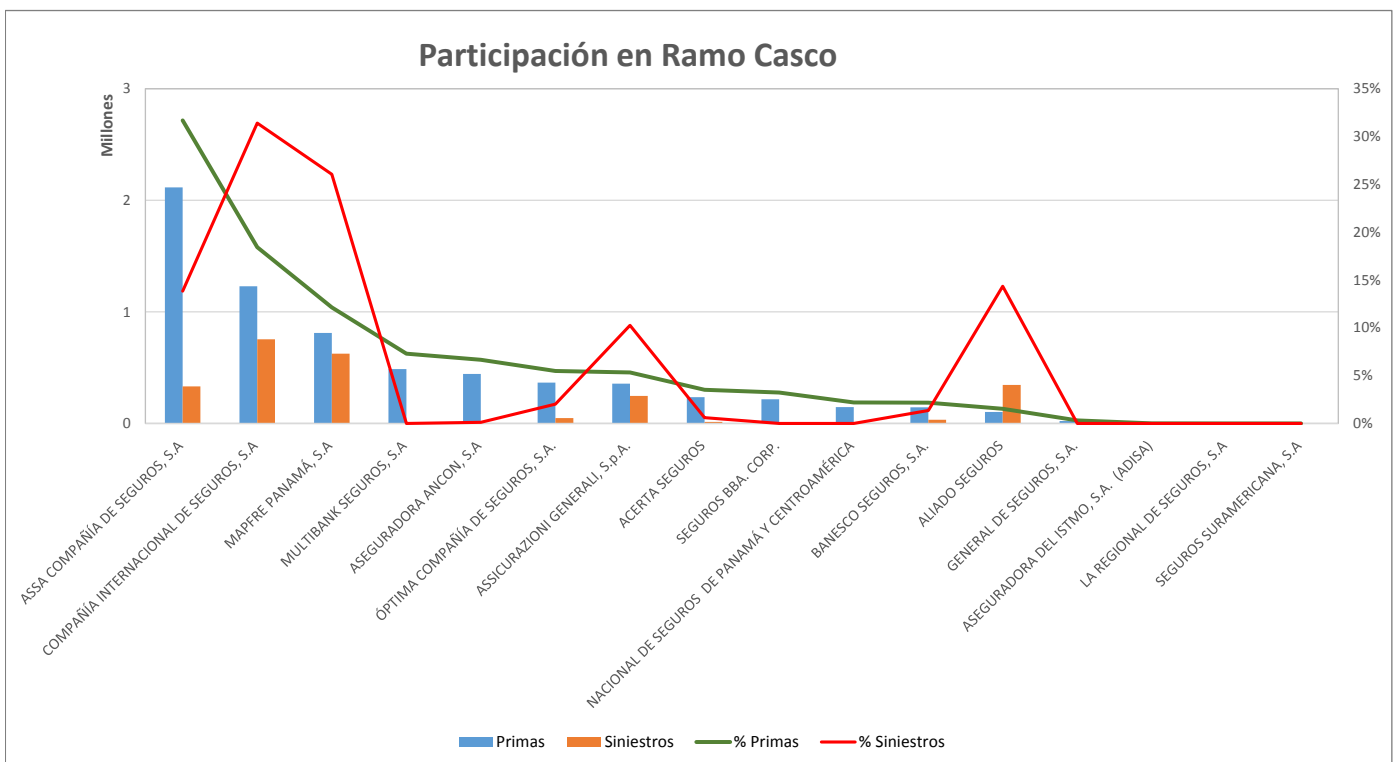
Participación de Mercado por Ramos



RAMO DE CASCO

AL MES DE MAYO DE 2017

#	Compañía de Seguros	Primas	% Primas	#	Siniestros	% Siniestros	Sinistralidad Promedio
1	ASSA COMPAÑÍA DE SEGUROS, S.A	2,116,097.68	31.7%	4	332,565.43	13.8%	15.7%
2	COMPAÑÍA INTERNACIONAL DE SEGUROS, S.A	1,230,285.38	18.4%	1	754,929.42	31.4%	61.4%
3	MAPFRE PANAMÁ, S.A	810,718.62	12.1%	2	625,934.89	26.0%	77.2%
4	MULTIBANK SEGUROS, S.A	486,820.26	7.3%	10	0.00	0.0%	0.0%
5	ASEGURADORA ANCON, S.A	444,636.46	6.7%	9	2,817.25	0.1%	0.6%
6	ÓPTIMA COMPAÑÍA DE SEGUROS, S.A.	365,869.36	5.5%	6	48,594.37	2.0%	13.3%
7	ASSICURAZIONI GENERALI, S.p.A.	356,644.76	5.3%	5	246,785.44	10.3%	69.2%
8	ACERTA SEGUROS	234,998.00	3.5%	8	14,398.03	0.6%	6.1%
9	SEGUROS BBA. CORP.	215,981.15	3.2%	11	0.00	0.0%	0.0%
10	NACIONAL DE SEGUROS DE PANAMÁ Y CENTROAMÉRICA	147,079.07	2.2%	12	0.00	0.0%	0.0%
11	BANESCO SEGUROS, S.A.	144,882.20	2.2%	7	32,850.08	1.4%	22.7%
12	ALIADO SEGUROS	102,482.72	1.5%	3	344,813.84	14.3%	336.5%
13	GENERAL DE SEGUROS, S.A.	21,731.32	0.3%	13	0.00	0.0%	0.0%
14	ASEGURADORA DEL ISTMO, S.A. (ADISA)	116.01	0.0%	14	0.00	0.0%	0.0%
15	LA REGIONAL DE SEGUROS, S.A	0.00	0.0%	15	0.00	0.0%	0.0%
16	SEGUROS SURAMERICANA, S.A	0.00	0.0%	16	0.00	0.0%	0.0%
17	ASEGURADORA GLOBAL, S.A	0.00	0.0%	17	0.00	0.0%	0.0%
18	BUPA PANAMÁ, S.A.	0.00	0.0%	18	0.00	0.0%	0.0%
19	CHUBB SEGUROS PANAMA, S.A.	0.00	0.0%	19	0.00	0.0%	0.0%
20	LA FLORESTA DE SEGUROS Y VIDA, S.A	0.00	0.0%	20	0.00	0.0%	0.0%
21	MERCANTIL PANAMÁ SEGUROS, S.A	0.00	0.0%	21	0.00	0.0%	0.0%
22	PAN AMERICAN LIFE INSURANCE DE PANAMÁ, S.A	0.00	0.0%	22	0.00	0.0%	0.0%
23	SAGICOR PANAMÁ, S.A	0.00	0.0%	23	0.00	0.0%	0.0%
24	SEGUROS FEDPA, S.A	0.00	0.0%	24	0.00	0.0%	0.0%
25	VIVIR COMPAÑÍA DE SEGUROS, SA.	0.00	0.0%	25	0.00	0.0%	0.0%
26	WORLDWIDE MEDICAL ASSURANCE, LTD	0.00	0.0%	26	0.00	0.0%	0.0%
TOTAL		\$6,678,342.99	100%		\$2,403,688.75	100%	36.0%



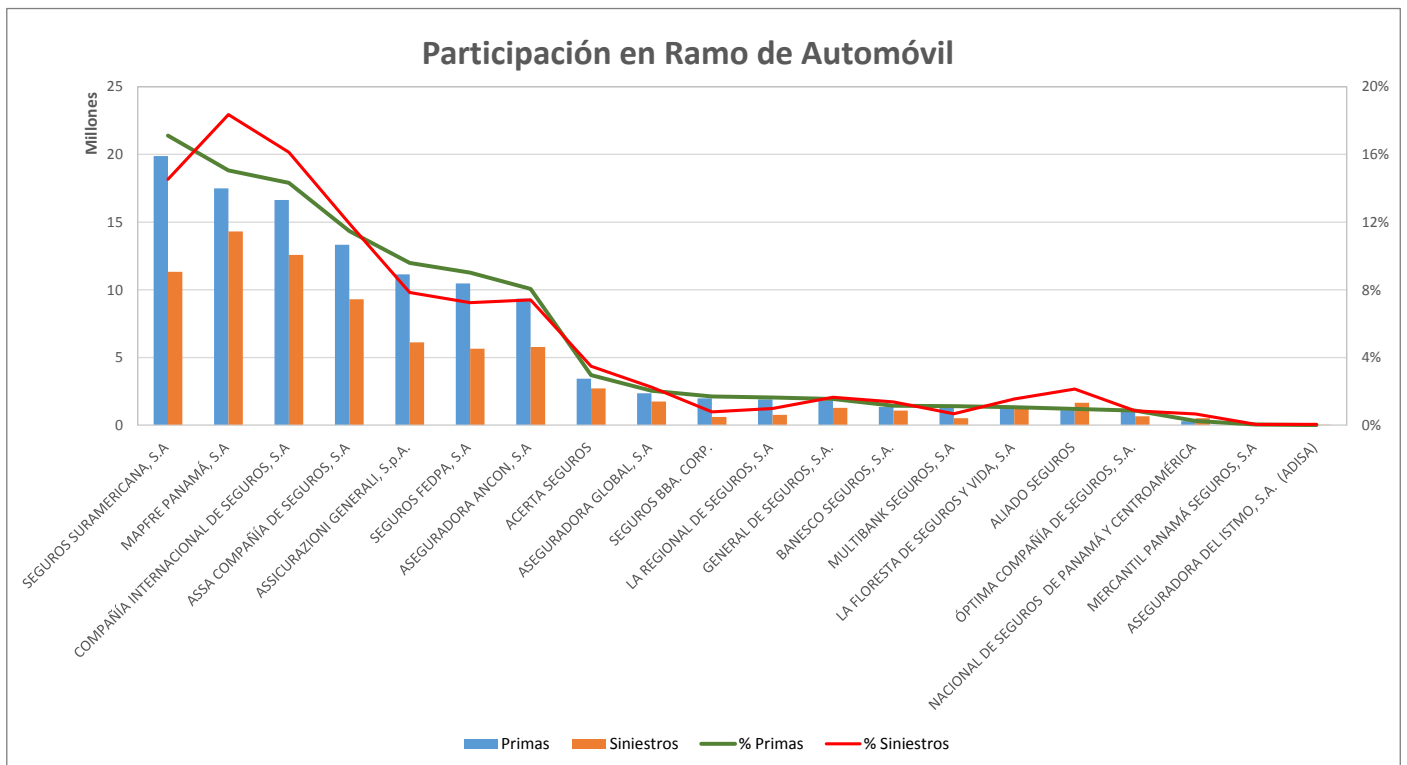
Superintendencia de Seguros y Reaseguros de Panamá
Participación de Mercado por Ramos



RAMO DE AUTOMÓVIL

AL MES DE MAYO DE 2017

#	Compañía de Seguros	Primas	% Primas	#	Siniestros	% Siniestros	Sinestralidad Promedio
1	SEGUROS SURAMERICANA, S.A	19,883,152.40	17.1%	3	11,330,739.57	14.5%	57.0%
2	MAPFRE PANAMÁ, S.A	17,492,638.09	15.1%	1	14,309,995.40	18.4%	81.8%
3	COMPAÑÍA INTERNACIONAL DE SEGUROS, S.A	16,643,372.93	14.3%	2	12,576,130.60	16.1%	75.6%
4	ASSA COMPAÑÍA DE SEGUROS, S.A	13,332,715.05	11.5%	4	9,297,846.97	11.9%	69.7%
5	ASSICURAZIONI GENERALI, S.p.A.	11,141,531.33	9.6%	5	6,119,419.49	7.8%	54.9%
6	SEGUROS FEDPA, S.A	10,470,945.34	9.0%	7	5,649,545.11	7.2%	54.0%
7	ASEGURADORA ANCON, S.A	9,353,154.62	8.0%	6	5,778,785.56	7.4%	61.8%
8	ACERTA SEGUROS	3,441,902.77	3.0%	8	2,722,846.02	3.5%	79.1%
9	ASEGURADORA GLOBAL, S.A	2,369,933.95	2.0%	9	1,756,607.93	2.3%	74.1%
10	SEGUROS BBA. CORP.	1,984,206.72	1.7%	16	613,834.62	0.8%	30.9%
11	LA REGIONAL DE SEGUROS, S.A	1,902,515.40	1.6%	14	776,926.67	1.0%	40.8%
12	GENERAL DE SEGUROS, S.A.	1,802,093.93	1.6%	11	1,293,415.59	1.7%	71.8%
13	BANESCO SEGUROS, S.A.	1,343,344.03	1.2%	13	1,076,218.14	1.4%	80.1%
14	MULTIBANK SEGUROS, S.A	1,306,292.01	1.1%	17	527,054.17	0.7%	40.3%
15	LA FLORESTA DE SEGUROS Y VIDA, S.A	1,238,962.60	1.1%	12	1,206,689.30	1.5%	97.4%
16	ALIADO SEGUROS	1,121,577.30	1.0%	10	1,668,338.09	2.1%	148.7%
17	ÓPTIMA COMPAÑÍA DE SEGUROS, S.A.	1,002,175.64	0.9%	15	666,606.36	0.9%	66.5%
18	NACIONAL DE SEGUROS DE PANAMÁ Y CENTROAMÉRICA	301,766.51	0.3%	18	521,273.55	0.7%	172.7%
19	MERCANTIL PANAMÁ SEGUROS, S.A	51,438.55	0.0%	20	40,349.77	0.1%	78.4%
20	ASEGURADORA DEL ISTMO, S.A. (ADISA)	12,224.26	0.0%	19	42,322.81	0.1%	346.2%
21	BUPA PANAMÁ, S.A.	0.00	0.0%	21	0.00	0.0%	0.0%
22	CHUBB SEGUROS PANAMA, S.A.	0.00	0.0%	22	0.00	0.0%	0.0%
23	PAN AMERICAN LIFE INSURANCE DE PANAMÁ, S.A	0.00	0.0%	23	0.00	0.0%	0.0%
24	SAGICOR PANAMÁ, S.A	0.00	0.0%	24	0.00	0.0%	0.0%
25	VIVIR COMPAÑÍA DE SEGUROS, SA.	0.00	0.0%	25	0.00	0.0%	0.0%
26	WORLDWIDE MEDICAL ASSURANCE, LTD	0.00	0.0%	26	0.00	0.0%	0.0%
TOTAL		\$116,195,943.43	100%		\$77,974,945.72	100%	67.1%



Superintendencia de Seguros y Reaseguros de Panamá

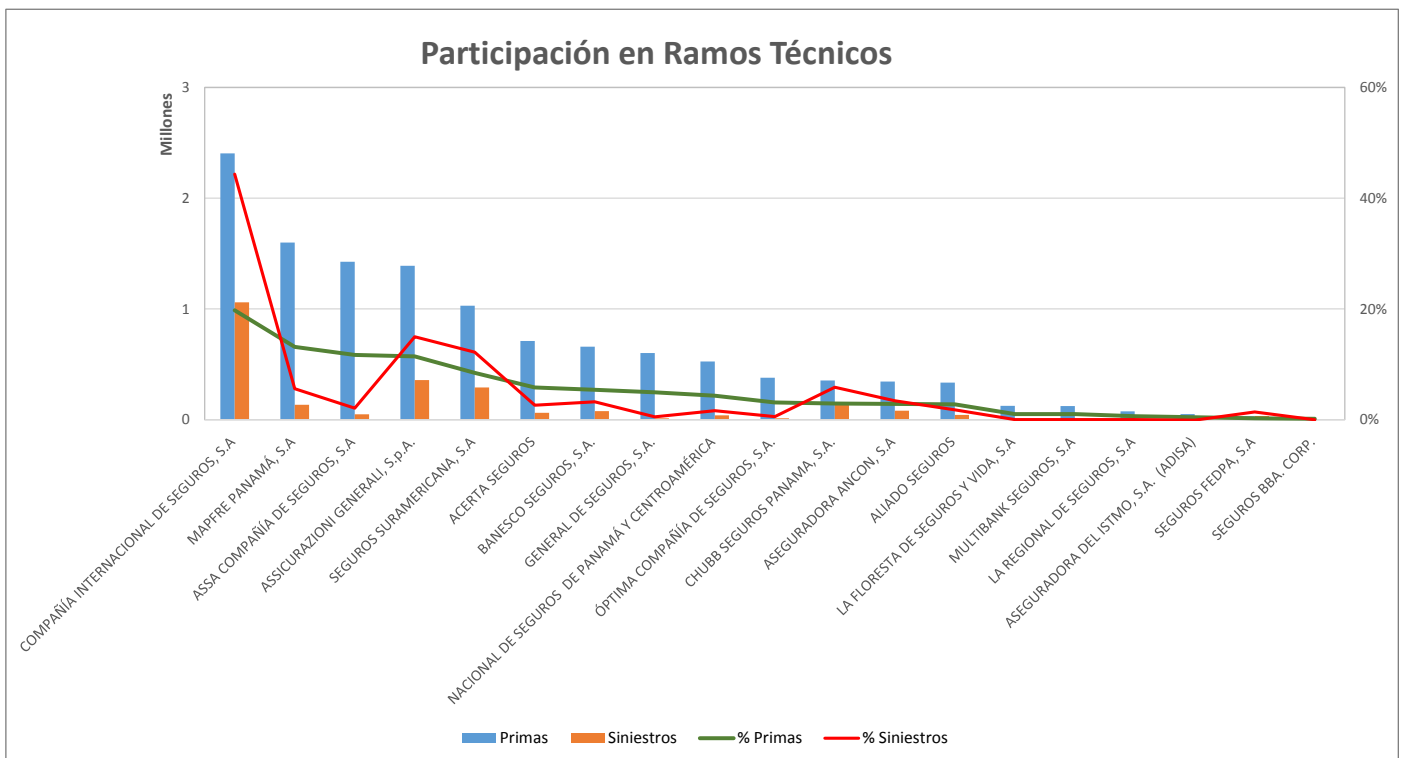
Participación de Mercado por Ramos



RAMO DE RAMOS TÉCNICOS

AL MES DE MAYO DE 2017

#	Compañía de Seguros	Primas	% Primas	#	Siniestros	% Siniestros	Sinestralidad Promedio
1	COMPAÑÍA INTERNACIONAL DE SEGUROS, S.A	2,404,612.56	19.8%	1	1,059,155.48	44.3%	44.0%
2	MAPFRE PANAMÁ, S.A	1,598,578.46	13.1%	5	133,803.39	5.6%	8.4%
3	ASSA COMPAÑÍA DE SEGUROS, S.A	1,425,291.04	11.7%	9	49,365.93	2.1%	3.5%
4	ASSICURAZIONI GENERALI, S.p.A.	1,388,758.58	11.4%	2	357,314.66	15.0%	25.7%
5	SEGUROS SURAMERICANA, S.A	1,029,295.60	8.5%	3	291,103.70	12.2%	28.3%
6	ACERTA SEGUROS	709,575.63	5.8%	8	62,620.10	2.6%	8.8%
7	BANESCO SEGUROS, S.A.	658,736.32	5.4%	7	77,317.47	3.2%	11.7%
8	GENERAL DE SEGUROS, S.A.	601,346.43	4.9%	14	12,680.13	0.5%	2.1%
9	NACIONAL DE SEGUROS DE PANAMÁ Y CENTROAMÉRICA	526,019.39	4.3%	11	38,249.23	1.6%	7.3%
10	ÓPTIMA COMPAÑÍA DE SEGUROS, S.A.	378,116.89	3.1%	13	12,721.19	0.5%	3.4%
11	CHUBB SEGUROS PANAMA, S.A.	353,492.89	2.9%	4	139,898.20	5.9%	39.6%
12	ASEGURADORA ANCON, S.A	343,390.39	2.8%	6	81,759.87	3.4%	23.8%
13	ALIADO SEGUROS	335,317.42	2.8%	10	42,535.57	1.8%	12.7%
14	LA FLORESTA DE SEGUROS Y VIDA, S.A	123,926.30	1.0%	15	0.00	0.0%	0.0%
15	MULTIBANK SEGUROS, S.A	122,239.66	1.0%	16	0.00	0.0%	0.0%
16	LA REGIONAL DE SEGUROS, S.A	74,317.99	0.6%	17	0.00	0.0%	0.0%
17	ASEGURADORA DEL ISTMO, S.A. (ADISA)	51,042.66	0.4%	26	-2,213.00	-0.1%	0.0%
18	SEGUROS FEDPA, S.A	30,786.39	0.3%	12	32,750.62	1.4%	106.4%
19	SEGUROS BBA. CORP.	19,283.80	0.2%	25	-472.13	0.0%	0.0%
20	ASEGURADORA GLOBAL, S.A	0.00	0.0%	18	0.00	0.0%	0.0%
21	BUPA PANAMÁ, S.A.	0.00	0.0%	19	0.00	0.0%	0.0%
22	MERCANTIL PANAMÁ SEGUROS, S.A	0.00	0.0%	20	0.00	0.0%	0.0%
23	PAN AMERICAN LIFE INSURANCE DE PANAMÁ, S.A	0.00	0.0%	21	0.00	0.0%	0.0%
24	SAGICOR PANAMÁ, S.A	0.00	0.0%	22	0.00	0.0%	0.0%
25	VIVIR COMPAÑÍA DE SEGUROS, SA.	0.00	0.0%	23	0.00	0.0%	0.0%
26	WORLDWIDE MEDICAL ASSURANCE, LTD	0.00	0.0%	24	0.00	0.0%	0.0%
TOTAL		\$12,174,128.40	100%		\$2,388,590.41	100%	19.6%



Superintendencia de Seguros y Reaseguros de Panamá

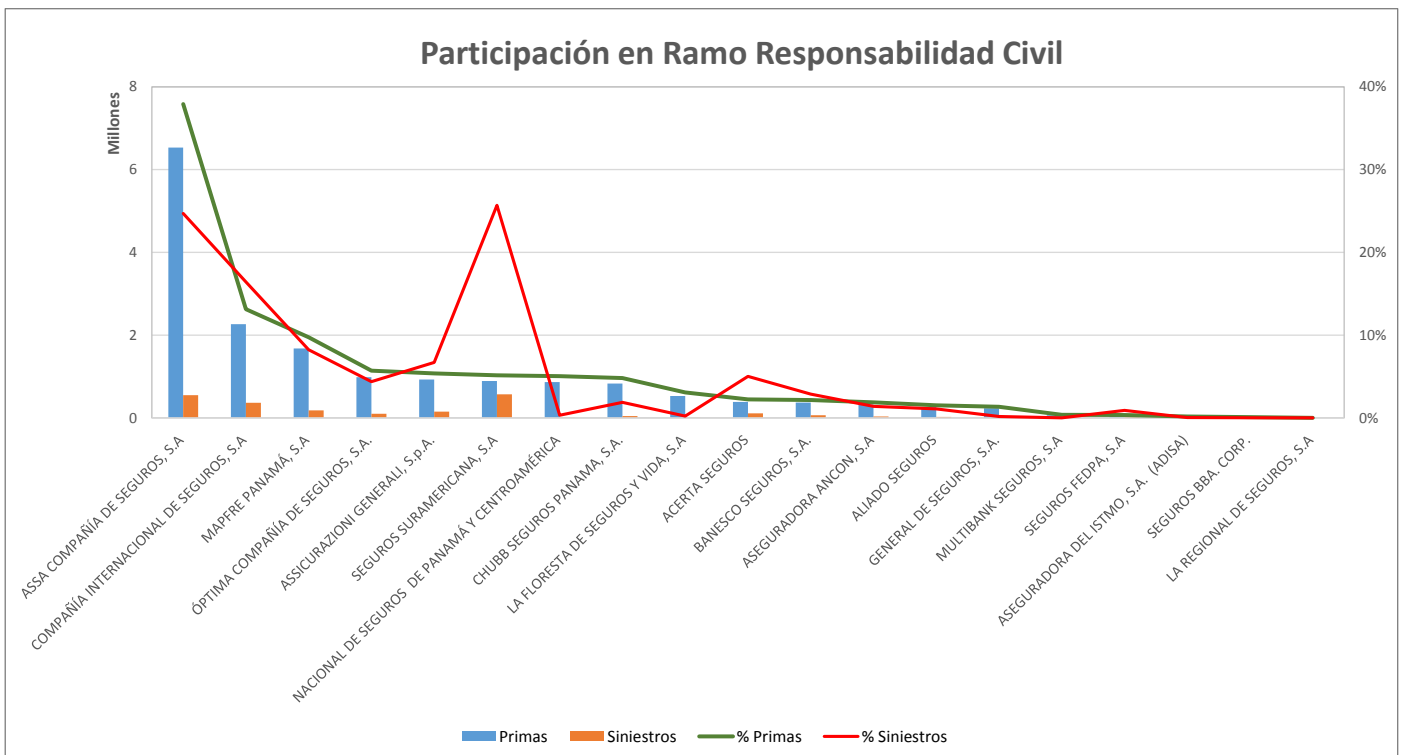
Participación de Mercado por Ramos



RAMO DE RESPONSABILIDAD CIVIL

AL MES DE MAYO DE 2017

#	Compañía de Seguros	Primas	% Primas	#	Siniestros	% Siniestros	Sinistralidad Promedio
1	ASSA COMPAÑÍA DE SEGUROS, S.A	6,533,761.49	37.9%	2	549,310.50	24.7%	8.4%
2	COMPAÑÍA INTERNACIONAL DE SEGUROS, S.A	2,263,961.15	13.1%	3	365,263.90	16.4%	16.1%
3	MAPFRE PANAMÁ, S.A	1,678,274.73	9.7%	4	182,859.88	8.2%	10.9%
4	ÓPTIMA COMPAÑÍA DE SEGUROS, S.A.	981,111.93	5.7%	7	97,398.10	4.4%	9.9%
5	ASSICURAZIONI GENERALI, S.p.A.	926,947.50	5.4%	5	148,905.78	6.7%	16.1%
6	SEGUROS SURAMERICANA, S.A	888,140.81	5.2%	1	571,178.47	25.7%	64.3%
7	NACIONAL DE SEGUROS DE PANAMÁ Y CENTROAMÉRICA	866,988.64	5.0%	13	6,804.10	0.3%	0.8%
8	CHUBB SEGUROS PANAMA, S.A.	830,670.05	4.8%	9	41,453.40	1.9%	5.0%
9	LA FLORESTA DE SEGUROS Y VIDA, S.A	529,048.90	3.1%	14	5,018.00	0.2%	0.9%
10	ACERTA SEGUROS	383,835.79	2.2%	6	111,625.33	5.0%	29.1%
11	BANESCO SEGUROS, S.A.	370,750.40	2.2%	8	63,856.72	2.9%	17.2%
12	ASEGURADORA ANCON, S.A	324,136.07	1.9%	10	31,010.30	1.4%	9.6%
13	ALIADO SEGUROS	261,676.96	1.5%	11	24,219.87	1.1%	9.3%
14	GENERAL DE SEGUROS, S.A.	230,952.81	1.3%	15	3,912.99	0.2%	1.7%
15	MULTIBANK SEGUROS, S.A	61,437.18	0.4%	18	0.00	0.0%	0.0%
16	SEGUROS FEDPA, S.A	59,395.56	0.3%	12	20,148.95	0.9%	33.9%
17	ASEGURADORA DEL ISTMO, S.A. (ADISA)	26,181.19	0.2%	16	552.76	0.0%	2.1%
18	SEGUROS BBA. CORP.	14,432.95	0.1%	17	98.04	0.0%	0.7%
19	LA REGIONAL DE SEGUROS, S.A	0.00	0.0%	19	0.00	0.0%	0.0%
20	ASEGURADORA GLOBAL, S.A	0.00	0.0%	20	0.00	0.0%	0.0%
21	BUPA PANAMÁ, S.A.	0.00	0.0%	21	0.00	0.0%	0.0%
22	MERCANTIL PANAMÁ SEGUROS, S.A	0.00	0.0%	22	0.00	0.0%	0.0%
23	PAN AMERICAN LIFE INSURANCE DE PANAMÁ, S.A	0.00	0.0%	23	0.00	0.0%	0.0%
24	SAGICOR PANAMÁ, S.A	0.00	0.0%	24	0.00	0.0%	0.0%
25	VIVIR COMPAÑÍA DE SEGUROS, SA.	0.00	0.0%	25	0.00	0.0%	0.0%
26	WORLDWIDE MEDICAL ASSURANCE, LTD	0.00	0.0%	26	0.00	0.0%	0.0%
TOTAL		\$17,231,704.11	100%		\$2,223,617.09	100%	12.9%

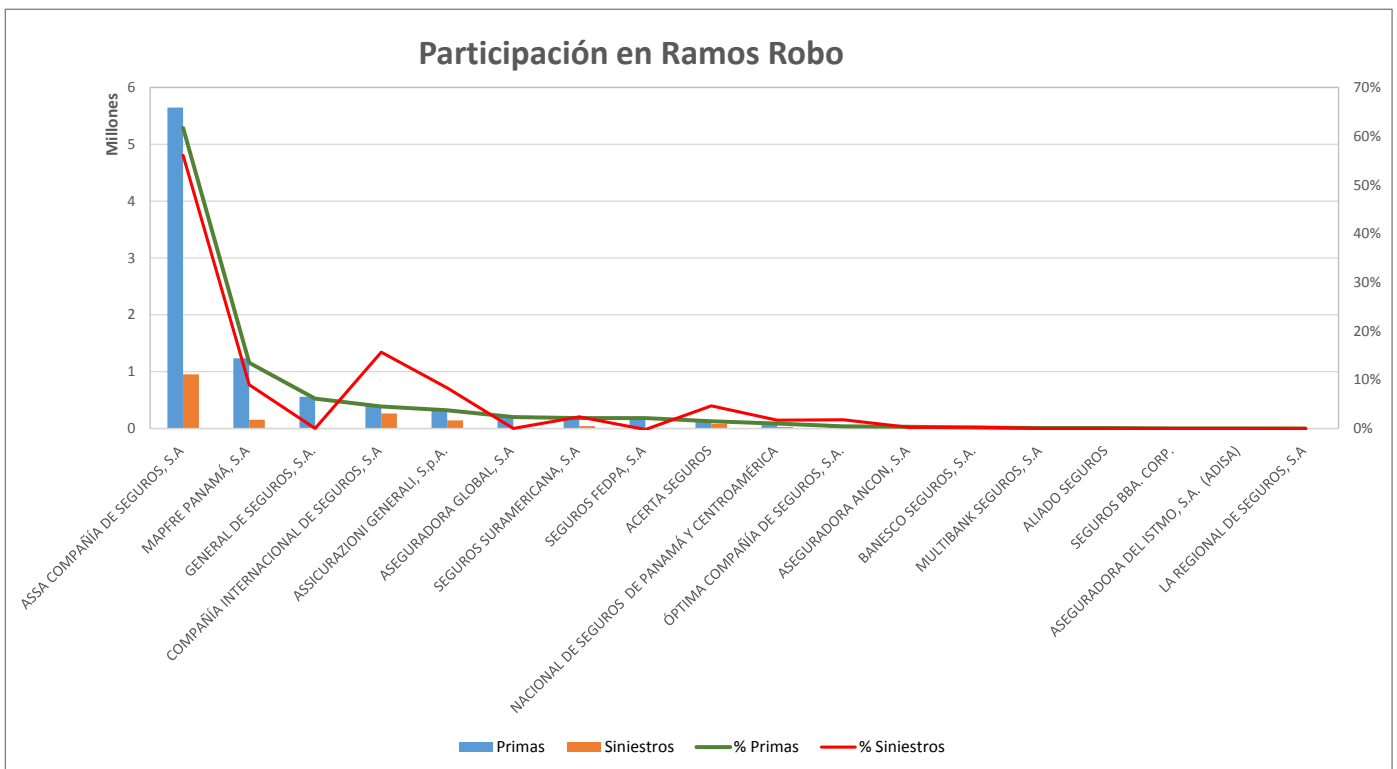


Superintendencia de Seguros y Reaseguros de Panamá
Participación de Mercado por Ramos



RAMO DE ROBO
 AL MES DE MAYO DE 2017

#	Compañía de Seguros	Primas	% Primas	#	Siniestros	% Siniestros	Sinestralidad Promedio
1	ASSA COMPAÑÍA DE SEGUROS, S.A	5,645,109.25	61.7%	1	952,691.45	56.1%	16.9%
2	MAPFRE PANAMÁ, S.A	1,235,252.37	13.5%	3	153,191.76	9.0%	12.4%
3	GENERAL DE SEGUROS, S.A.	559,524.53	6.1%	12	0.00	0.0%	0.0%
4	COMPAÑÍA INTERNACIONAL DE SEGUROS, S.A	413,391.14	4.5%	2	266,433.09	15.7%	64.5%
5	ASSICURAZIONI GENERALI, S.p.A.	344,296.45	3.8%	4	142,070.95	8.4%	41.3%
6	ASEGURADORA GLOBAL, S.A	214,488.83	2.3%	13	0.00	0.0%	0.0%
7	SEGUROS SURAMERICANA, S.A	197,476.20	2.2%	6	41,076.68	2.4%	20.8%
8	SEGUROS FEDPA, S.A	194,641.89	2.1%	26	-3,467.00	-0.2%	0.0%
9	ACERTA SEGUROS	135,390.87	1.5%	5	78,980.44	4.6%	58.3%
10	NACIONAL DE SEGUROS DE PANAMÁ Y CENTROAMÉRICA	93,056.64	1.0%	8	28,787.79	1.7%	30.9%
11	ÓPTIMA COMPAÑÍA DE SEGUROS, S.A.	41,699.80	0.5%	7	30,864.15	1.8%	74.0%
12	ASEGURADORA ANCON, S.A	34,765.07	0.4%	10	4,275.80	0.3%	12.3%
13	BANESCO SEGUROS, S.A.	19,009.38	0.2%	9	4,451.23	0.3%	23.4%
14	MULTIBANK SEGUROS, S.A	10,774.76	0.1%	14	0.00	0.0%	0.0%
15	ALIADO SEGUROS	9,301.39	0.1%	15	0.00	0.0%	0.0%
16	SEGUROS BBA. CORP.	3,296.88	0.0%	16	0.00	0.0%	0.0%
17	ASEGURADORA DEL ISTMO, S.A. (ADISA)	1,069.21	0.0%	11	229.03	0.0%	21.4%
18	LA REGIONAL DE SEGUROS, S.A	0.00	0.0%	17	0.00	0.0%	0.0%
19	BUPA PANAMÁ, S.A.	0.00	0.0%	18	0.00	0.0%	0.0%
20	CHUBB SEGUROS PANAMA, S.A.	0.00	0.0%	19	0.00	0.0%	0.0%
21	LA FLORESTA DE SEGUROS Y VIDA, S.A	0.00	0.0%	20	0.00	0.0%	0.0%
22	MERCANTIL PANAMÁ SEGUROS, S.A	0.00	0.0%	21	0.00	0.0%	0.0%
23	PAN AMERICAN LIFE INSURANCE DE PANAMÁ, S.A	0.00	0.0%	22	0.00	0.0%	0.0%
24	SAGICOR PANAMÁ, S.A	0.00	0.0%	23	0.00	0.0%	0.0%
25	VIVIR COMPAÑÍA DE SEGUROS, SA.	0.00	0.0%	24	0.00	0.0%	0.0%
26	WORLDWIDE MEDICAL ASSURANCE, LTD	0.00	0.0%	25	0.00	0.0%	0.0%
TOTAL		\$9,152,544.66	100%		\$1,699,585.37	100%	18.6%



Superintendencia de Seguros y Reaseguros de Panamá

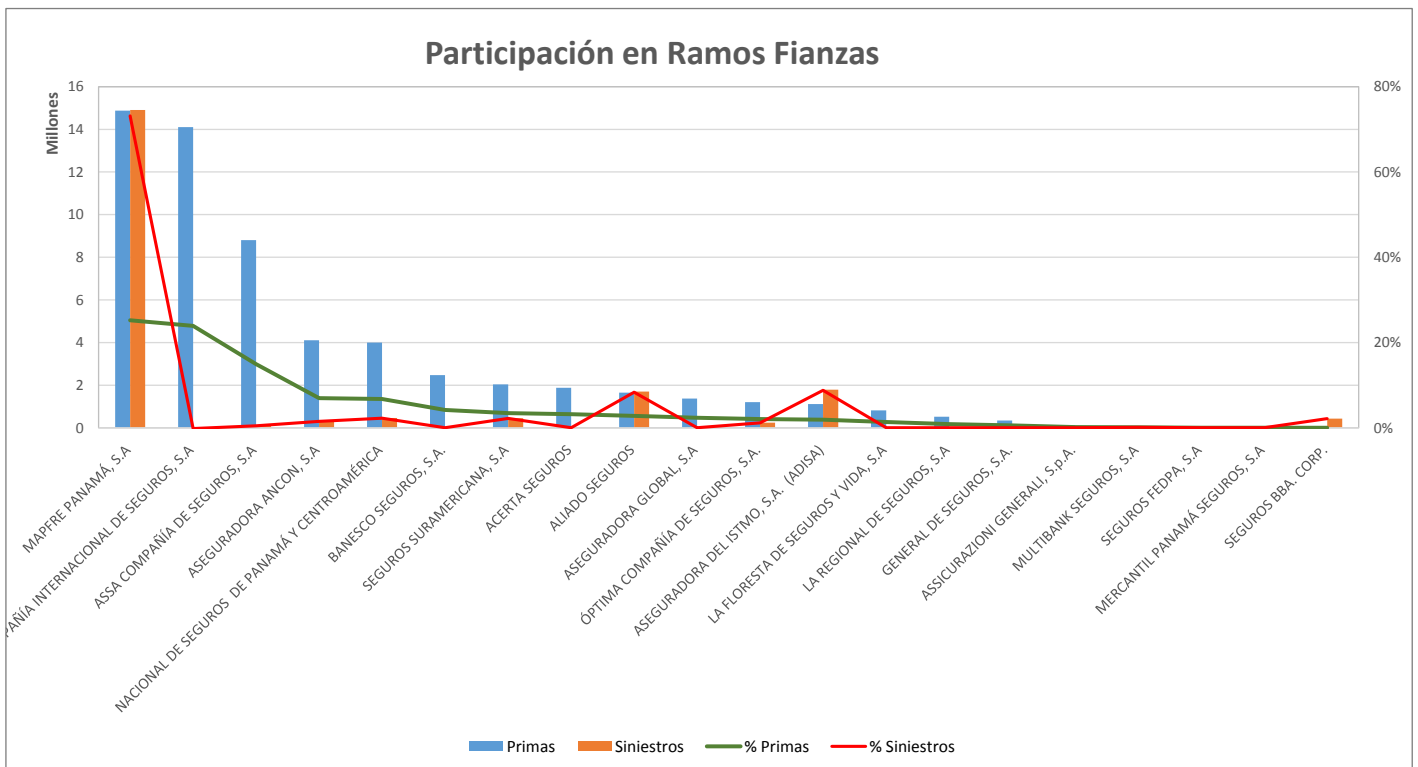
Participación de Mercado por Ramos



RAMO DE FIANZAS

AL MES DE MAYO DE 2017

#	Compañía de Seguros	Primas	% Primas	#	Siniestros	% Siniestros	Sinistralidad Promedio
1	MAPFRE PANAMÁ, S.A	14,877,064.78	25.2%	1	14,912,414.77	73.2%	100.2%
2	COMPAÑÍA INTERNACIONAL DE SEGUROS, S.A	14,103,780.13	23.9%	26	-35,042.09	-0.2%	0.0%
3	ASSA COMPAÑÍA DE SEGUROS, S.A	8,801,840.06	14.9%	9	100,395.14	0.5%	1.1%
4	ASEGURADORA ANCON, S.A	4,105,743.76	7.0%	7	312,254.14	1.5%	7.6%
5	NACIONAL DE SEGUROS DE PANAMÁ Y CENTROAMÉRICA	4,002,902.77	6.8%	4	458,267.33	2.2%	11.4%
6	BANESCO SEGUROS, S.A.	2,474,836.53	4.2%	13	0.00	0.0%	0.0%
7	SEGUROS SURAMERICANA, S.A	2,033,121.01	3.4%	5	449,723.17	2.2%	22.1%
8	ACERTA SEGUROS	1,880,482.07	3.2%	11	428.00	0.0%	0.0%
9	ALIADO SEGUROS	1,645,925.81	2.8%	3	1,699,679.05	8.3%	103.3%
10	ASEGURADORA GLOBAL, S.A	1,373,415.25	2.3%	14	0.00	0.0%	0.0%
11	ÓPTIMA COMPAÑÍA DE SEGUROS, S.A.	1,205,278.01	2.0%	8	240,000.00	1.2%	19.9%
12	ASEGURADORA DEL ISTMO, S.A. (ADISA)	1,118,543.06	1.9%	2	1,789,940.30	8.8%	160.0%
13	LA FLORESTA DE SEGUROS Y VIDA, S.A	816,805.00	1.4%	15	0.00	0.0%	0.0%
14	LA REGIONAL DE SEGUROS, S.A	517,792.47	0.9%	16	0.00	0.0%	0.0%
15	GENERAL DE SEGUROS, S.A.	342,852.75	0.6%	17	0.00	0.0%	0.0%
16	ASSICURAZIONI GENERALI, S.p.A.	112,303.10	0.2%	12	204.21	0.0%	0.2%
17	MULTIBANK SEGUROS, S.A	84,415.96	0.1%	10	20,000.00	0.1%	23.7%
18	SEGUROS FEDPA, S.A	23,451.13	0.0%	18	0.00	0.0%	0.0%
19	MERCANTIL PANAMÁ SEGUROS, S.A	17,456.04	0.0%	19	0.00	0.0%	0.0%
20	SEGUROS BBA. CORP.	4,405.72	0.0%	6	434,910.73	2.1%	9871.5%
21	BUPA PANAMÁ, S.A.	0.00	0.0%	20	0.00	0.0%	0.0%
22	PAN AMERICAN LIFE INSURANCE DE PANAMÁ, S.A	0.00	0.0%	21	0.00	0.0%	0.0%
23	SAGICOR PANAMÁ, S.A	0.00	0.0%	22	0.00	0.0%	0.0%
24	VIVIR COMPAÑÍA DE SEGUROS, SA.	0.00	0.0%	23	0.00	0.0%	0.0%
25	WORLDWIDE MEDICAL ASSURANCE, LTD	0.00	0.0%	24	0.00	0.0%	0.0%
26	CHUBB SEGUROS PANAMA, S.A.	-549,159.33	-0.9%	25	0.00	0.0%	0.0%
TOTAL		\$58,993,256.08	100%		\$20,383,174.75	100%	34.6%



Superintendencia de Seguros y Reaseguros de Panamá

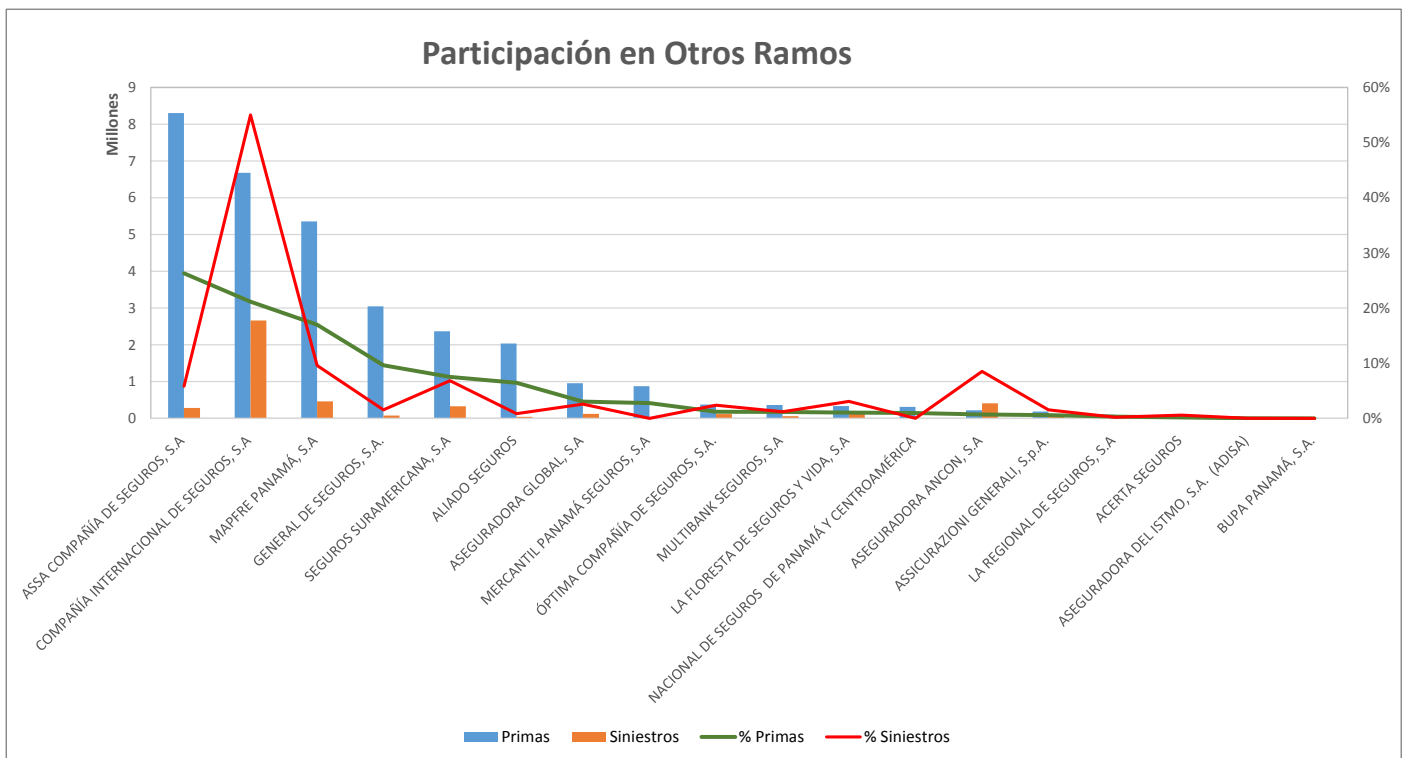
Participación de Mercado por Ramos



OTROS RAMOS

AL MES DE MAYO DE 2017

#	Compañía de Seguros	Primas	% Primas	#	Siniestros	% Siniestros	Sinestralidad Promedio
1	ASSA COMPAÑÍA DE SEGUROS, S.A	8,301,380.32	26.3%	5	282,406.07	5.8%	3.4%
2	COMPAÑÍA INTERNACIONAL DE SEGUROS, S.A	6,679,930.69	21.2%	1	2,659,807.46	55.0%	39.8%
3	MAPFRE PANAMÁ, S.A	5,356,829.01	17.0%	2	464,102.32	9.6%	8.7%
4	GENERAL DE SEGUROS, S.A.	3,044,755.35	9.6%	9	75,707.15	1.6%	2.5%
5	SEGUROS SURAMERICANA, S.A	2,370,306.39	7.5%	4	330,653.76	6.8%	13.9%
6	ALIADO SEGUROS	2,034,582.54	6.4%	12	42,007.56	0.9%	2.1%
7	ASEGURADORA GLOBAL, S.A	957,042.55	3.0%	7	124,692.80	2.6%	13.0%
8	MERCANTIL PANAMÁ SEGUROS, S.A	873,233.00	2.8%	18	0.00	0.0%	0.0%
9	ÓPTIMA COMPAÑÍA DE SEGUROS, S.A.	375,061.00	1.2%	8	115,684.64	2.4%	30.8%
10	MULTIBANK SEGUROS, S.A	363,841.71	1.2%	11	57,496.49	1.2%	15.8%
11	LA FLORESTA DE SEGUROS Y VIDA, S.A	336,935.40	1.1%	6	149,373.10	3.1%	44.3%
12	NACIONAL DE SEGUROS DE PANAMÁ Y CENTROAMÉRICA	312,446.49	1.0%	17	225.80	0.0%	0.1%
13	ASEGURADORA ANCON, S.A	223,196.61	0.7%	3	411,789.05	8.5%	184.5%
14	ASSICURAZIONI GENERALI, S.p.A.	188,691.75	0.6%	10	74,650.11	1.5%	39.6%
15	LA REGIONAL DE SEGUROS, S.A	99,932.09	0.3%	14	10,862.51	0.2%	10.9%
16	ACERTA SEGUROS	51,259.34	0.2%	13	28,167.20	0.6%	55.0%
17	ASEGURADORA DEL ISTMO, S.A. (ADISA)	261.73	0.0%	16	1,503.68	0.0%	574.5%
18	BUPA PANAMÁ, S.A.	0.00	0.0%	19	0.00	0.0%	0.0%
19	CHUBB SEGUROS PANAMA, S.A.	0.00	0.0%	20	0.00	0.0%	0.0%
20	PAN AMERICAN LIFE INSURANCE DE PANAMÁ, S.A	0.00	0.0%	21	0.00	0.0%	0.0%
21	SAGICOR PANAMÁ, S.A	0.00	0.0%	22	0.00	0.0%	0.0%
22	SEGUROS BBA. CORP.	0.00	0.0%	23	0.00	0.0%	0.0%
23	SEGUROS FEDPA, S.A	0.00	0.0%	24	0.00	0.0%	0.0%
24	VIVIR COMPAÑÍA DE SEGUROS, SA.	0.00	0.0%	25	0.00	0.0%	0.0%
25	WORLDWIDE MEDICAL ASSURANCE, LTD	0.00	0.0%	26	0.00	0.0%	0.0%
26	BANESCO SEGUROS, S.A.	-4,051.47	0.0%	15	5,385.82	0.1%	-132.9%
TOTAL		\$31,565,634.50	100%		\$4,834,515.52	100%	15.3%



SUPERINTENDENCIA DE SEGUROS Y REASEGUROS DE PANAMA
Cuadro 01. PRIMAS SUSCRITAS DE SEGURO DIRECTO TOTALES LOCAL Y EXTERIOR
AL MES DE MAYO DE 2017

Compañía de Seguros	TOTAL	Vida Individual	Accidentes Personales	Salud	Colectivo de Vida	Incendio	Multirisgo	Transporte de Carga	Casco	Automóvil	Ramos Técnicos	Responsabilidad Civil	Robo	Fianzas	Otros Ramos
ACERTA SEGUROS	8,770,383.90	272,491.75	120,055.19	618,362.59	141,849.34	541,566.70	75,342.25	163,271.61	234,998.00	3,441,902.77	709,575.63	383,835.79	135,390.87	1,880,482.07	51,259.34
ALIADO SEGUROS	6,362,047.32	-	75,122.86	-	390,426.37	366,128.18	33,675.84	(14,170.07)	102,482.72	1,121,577.30	335,317.42	261,676.96	9,301.39	1,645,925.81	2,034,582.54
ASEGURADORA ANCON, S.A	25,324,992.94	251,591.15	418,898.32	5,227,301.02	2,113,287.68	2,032,865.78	193,360.93	258,665.08	444,636.46	9,353,154.62	343,390.39	324,136.07	34,765.07	4,105,743.76	223,196.61
ASEGURADORA DEL ISTMO, S.A. (ADISA)	1,016,017.44	125,515.94	(1,066.50)	(336,122.43)	8,906.44	7,595.87	-	1,750.00	116.01	12,224.26	51,042.66	26,181.19	1,069.21	1,118,543.06	261.73
ASEGURADORA GLOBAL, S.A	10,211,709.45	262,354.06	212,920.08	-	4,225,553.76	596,000.97	-	-	-	2,369,933.95	-	-	214,488.83	1,373,415.25	957,042.55
ASSA COMPAÑÍA DE SEGUROS, S.A	107,594,619.26	10,508,617.00	1,238,306.85	16,616,519.71	14,630,530.72	16,412,597.82	298,499.11	1,733,353.16	2,116,097.68	13,332,715.05	1,425,291.04	6,533,761.49	5,645,109.25	8,801,840.06	8,301,380.32
ASSICURAZIONI GENERALI, S.p.A.	44,194,157.45	10,566,312.99	594,487.22	7,004,145.85	2,909,220.62	6,329,352.43	1,381,453.59	950,011.28	356,644.76	11,141,531.33	1,388,758.58	926,947.50	344,296.45	112,303.10	188,691.75
BANESCO SEGUROS, S.A.	9,160,558.81	482,791.47	21,628.69	213,658.29	2,647,648.78	411,404.15	278,226.16	97,693.88	144,882.20	1,343,344.03	658,736.32	370,750.40	19,009.38	2,474,836.53	(4,051.47)
BUPA PANAMÁ, S.A.	1,498,960.86	-	-	1,498,960.86	-	-	-	-	-	-	-	-	-	-	-
CHUBB SEGUROS PANAMA, S.A.	2,591,372.46	-	378,890.98	-	2,618.50	1,109,774.33	156,487.13	308,597.91	-	-	353,492.89	830,670.05	-	(549,159.33)	-
COMPAÑÍA INTERNACIONAL DE SEGUROS, S.A	94,051,677.26	10,909,711.13	1,907,692.91	18,315,973.06	11,654,676.73	5,160,592.22	235,420.52	2,128,276.71	1,230,285.38	16,643,372.93	2,404,612.56	2,263,961.15	413,391.14	14,103,780.13	6,679,930.69
GENERAL DE SEGUROS, S.A.	17,738,193.58	-	1,849.04	-	9,127,657.49	1,873,945.95	27,160.36	104,323.62	21,731.32	1,802,093.93	601,346.43	230,952.81	559,524.53	342,852.75	3,044,755.35
LA FLORESTA DE SEGUROS Y VIDA, S.A	4,617,994.90	66,841.60	126,618.50	695,053.00	55,963.40	465,040.70	-	162,799.50	-	1,238,962.60	123,926.30	529,048.90	-	816,805.00	336,935.40
LA REGIONAL DE SEGUROS, S.A	3,151,949.88	178,686.48	(10,557.37)	-	130,593.68	205,694.78	52,974.36	-	-	1,902,515.40	74,317.99	-	-	517,792.47	99,932.09
MAPFRE PANAMÁ, S.A	98,609,724.07	9,995,269.69	307,925.65	25,476,692.66	14,580,116.16	3,970,229.11	-	1,230,134.74	810,718.62	17,492,638.09	1,598,578.46	1,678,274.73	1,235,252.37	14,877,064.78	5,356,829.01
MERCANTIL PANAMÁ SEGUROS, S.A	1,873,495.69	131,796.17	15,792.46	735,408.28	13,585.30	-	34,785.89	-	-	51,438.55	-	-	-	17,456.04	873,233.00
MULTIBANK SEGUROS, S.A	5,634,949.13	101,042.98	219,653.83	-	2,445,292.66	408,880.24	11,934.44	12,323.44	486,820.26	1,306,292.01	122,239.66	61,437.18	10,774.76	84,415.96	363,841.71
NACIONAL DE SEGUROS DE PANAMÁ Y CENTROAMÉRICA	8,558,948.58	133,786.32	123,958.90	-	150,672.39	1,893,204.62	-	7,066.84	147,079.07	301,766.51	526,019.39	866,988.64	93,056.64	4,002,902.77	312,446.49
ÓPTIMA COMPAÑÍA DE SEGUROS, S.A.	6,352,381.14	-	413,539.16	-	682,825.77	582,878.33	66,147.39	257,677.86	365,869.36	1,002,175.64	378,116.89	981,111.93	41,699.80	1,205,278.01	375,061.00
PAN AMERICAN LIFE INSURANCE DE PANAMÁ, S.A	54,428,333.41	12,792,678.98	889,833.60	30,057,610.22	10,688,210.61	-	-	-	-	-	-	-	-	-	-
SAGICOR PANAMÁ, S.A	2,058,643.57	271,984.90	13,206.97	1,649,562.27	123,889.43	-	-	-	-	-	-	-	-	-	-
SEGUROS BBA. CORP.	2,285,809.40	6,198.42	5,954.51	-	12,166.41	21,598.00	-	(1,715.16)	215,981.15	1,984,206.72	19,283.80	14,432.95	3,296.88	4,405.72	-
SEGUROS FEDPA, S.A	13,711,644.09	16,278.12	949,210.41	29,420.88	1,791,843.27	83,448.83	24,910.61	37,311.66	-	10,470,945.34	30,786.39	59,395.56	194,641.89	23,451.13	-
SEGUROS SURAMERICANA, S.A	53,899,945.50	9,204,142.65	3,392,889.56	407,949.35	8,628,735.67	4,835,320.23	-	1,029,415.63	-	19,883,152.40	1,029,295.60	888,140.81	197,476.20	2,033,121.01	2,370,306.39
VIVIR COMPAÑÍA DE SEGUROS, SA.	3,194,604.89	-	678.38	2,739,808.04	454,118.47	-	-	-	-	-	-	-	-	-	-
WORLDWIDE MEDICAL ASSURANCE, LTD	9,321,779.98	1,368,650.45	1,419.23	7,787,419.01	164,291.29	-	-	-	-	-	-	-	-	-	-
TOTAL	596,214,894.96	67,646,742.25	11,418,909.43	118,737,722.66	87,774,680.94	47,308,119.24	2,870,378.58	8,466,787.69	6,678,342.99	116,195,943.43	12,174,128.40	17,231,704.11	9,152,544.66	58,993,256.08	31,565,634.50



SUPERINTENDENCIA DE SEGUROS Y REASEGUROS DE PANAMA
Cuadro 02. SINIESTROS PAGADOS DE SEGURO DIRECTO TOTALES LOCAL Y EXTERIOR
AL MES DE MAYO DE 2017

Compañía de Seguros	TOTAL	Vida Individual	Accidentes Personales	Salud	Colectivo de Vida	Incendio	Multirisgo	Transporte de Carga	Casco	Automóvil	Ramos Técnicos	Responsabilidad Civil	Robo	Fianzas	Otros Ramos
ACERTA SEGUROS	4,556,343.24	100,000.00	8,969.62	625,279.32	99,152.45	189,824.79	50,697.32	463,354.62	14,398.03	2,722,846.02	62,620.10	111,625.33	78,980.44	428.00	28,167.20
ALIADO SEGUROS	4,695,935.07	-	9,528.97	-	143,347.41	645,293.43	25,325.18	50,846.10	344,813.84	1,668,338.09	42,535.57	24,219.87	-	1,699,679.05	42,007.56
ASEGURADORA ANCON, S.A	15,943,864.28	40,000.00	40,330.78	4,066,417.99	1,214,068.25	3,833,791.77	37,866.05	88,697.47	2,817.25	5,778,785.56	81,759.87	31,010.30	4,275.80	312,254.14	411,789.05
ASEGURADORA DEL ISTMO, S.A. (ADISA)	1,915,521.69	-	3,303.64	76,219.26	17.82	2,942.10	-	703.29	-	42,322.81	(2,213.00)	552.76	229.03	1,789,940.30	1,503.68
ASEGURADORA GLOBAL, S.A	2,684,519.74	3,300.00	527.73	-	775,341.20	24,050.08	-	-	-	1,756,607.93	-	-	-	-	124,692.80
ASSA COMPAÑÍA DE SEGUROS, S.A	33,861,460.92	1,585,056.71	294,129.54	11,634,656.20	4,490,547.02	3,094,295.17	115,207.82	1,082,986.97	332,565.43	9,297,846.97	49,365.93	549,310.50	952,691.45	100,395.14	282,406.07
ASSICURAZIONI GENERALI, S.p.A.	15,952,262.10	2,515,177.53	148,984.50	3,660,617.98	1,090,437.98	808,398.48	516,372.16	122,922.83	246,785.44	6,119,419.49	357,314.66	148,905.78	142,070.95	204.21	74,650.11
BANESCO SEGUROS, S.A.	2,699,022.47	85.00	901.98	105,521.31	262,145.14	9,457.79	968,897.42	91,934.37	32,850.08	1,076,218.14	77,317.47	63,856.72	4,451.23	-	5,385.82
BUPA PANAMÁ, S.A.	564,309.78	-	-	564,309.78	-	-	-	-	-	-	-	-	-	-	-
CHUBB SEGUROS PANAMA, S.A.	617,001.79	-	10,816.98	-	-	416,052.65	-	8,780.56	-	-	139,898.20	41,453.40	-	-	-
COMPAÑÍA INTERNACIONAL DE SEGUROS, S.A	38,127,183.66	1,390,001.00	508,565.71	13,973,356.60	3,359,802.88	611,762.26	24,525.24	612,492.11	754,929.42	12,576,130.60	1,059,155.48	365,263.90	266,433.09	(35,042.09)	2,659,807.46
GENERAL DE SEGUROS, S.A.	2,986,662.71	-	303.54	-	1,544,763.86	51,968.33	3,911.12	-	-	1,293,415.59	12,680.13	3,912.99	-	-	75,707.15
LA FLORESTA DE SEGUROS Y VIDA, S.A	4,166,450.10	-	3,928.30	441,177.10	14,294.30	2,345,970.00	-	-	-	1,206,689.30	-	5,018.00	-	-	149,373.10
LA REGIONAL DE SEGUROS, S.A	834,339.87	9,144.00	-	-	16,971.51	292.50	20,142.68	-	-	776,926.67	-	-	-	-	10,862.51
MAPFRE PANAMÁ, S.A	59,811,412.73	2,376,746.12	410,866.86	17,812,024.61	4,288,123.81	3,857,495.42	-	283,853.50	625,934.89	14,309,995.40	133,803.39	182,859.88	153,191.76	14,912,414.77	464,102.32
MERCANTIL PANAMÁ SEGUROS, S.A	358,874.67	-	-	318,524.90	-	-	-	-	-	40,349.77	-	-	-	-	-
MULTIBANK SEGUROS, S.A	1,359,193.68	-	80,100.00	-	603,197.99	70,399.47	945.56	-	-	527,054.17	-	-	-	20,000.00	57,496.49
NACIONAL DE SEGUROS DE PANAMÁ Y CENTROAMÉRICA	1,257,779.56	-	176.30	-	15,707.58	188,287.88	-	-	-	521,273.55	38,249.23	6,804.10	28,787.79	458,267.33	225.80
ÓPTIMA COMPAÑÍA DE SEGUROS, S.A.	4,983,042.28	-	78,390.53	-	131,796.14	3,482,772.94	51,563.73	26,650.13	48,594.37	666,606.36	12,721.19	97,398.10	30,864.15	240,000.00	115,684.64
PAN AMERICAN LIFE INSURANCE DE PANAMÁ, S.A	20,713,548.99	1,714,914.69	145,398.56	17,876,857.67	976,378.07	-	-	-	-	-	-	-	-	-	-
SAGICOR PANAMÁ, S.A	1,142,835.55	-	8,238.06	1,129,597.49	5,000.00	-	-	-	-	-	-	-	-	-	-
SEGUROS BBA. CORP.	1,053,510.59	-	(7,101.52)	21.26	9,745.09	2,474.50	-	-	-	613,834.62	(472.13)	98.04	-	434,910.73	-
SEGUROS FEDPA, S.A	6,529,340.04	-	104,934.86	-	686,782.28	-	27,177.22	11,468.00	-	5,649,545.11	32,750.62	20,148.95	(3,467.00)	-	-
SEGUROS SURAMERICANA, S.A	22,105,370.10	2,032,521.72	401,066.00	-	3,184,379.62	3,327,644.93	-	145,282.48	-	11,330,739.57	291,103.70	571,178.47	41,076.68	449,723.17	330,653.76
VIVIR COMPAÑÍA DE SEGUROS, SA.	2,642,154.99	-	6,858.05	2,583,602.48	51,694.46	-	-	-	-	-	-	-	-	-	-
WORLDWIDE MEDICAL ASSURANCE, LTD	9,659,541.34	1,030,000.00	1,762.93	8,598,727.31	29,051.10	-	-	-	-	-	-	-	-	-	-
TOTAL	261,221,481.94	12,796,946.77	2,260,981.92	83,466,911.26	22,992,745.96	22,963,174.49	1,842,631.50	2,989,972.43	2,403,688.75	77,974,945.72	2,388,590.41	2,223,617.09	1,699,585.37	20,383,174.75	4,834,515.52