

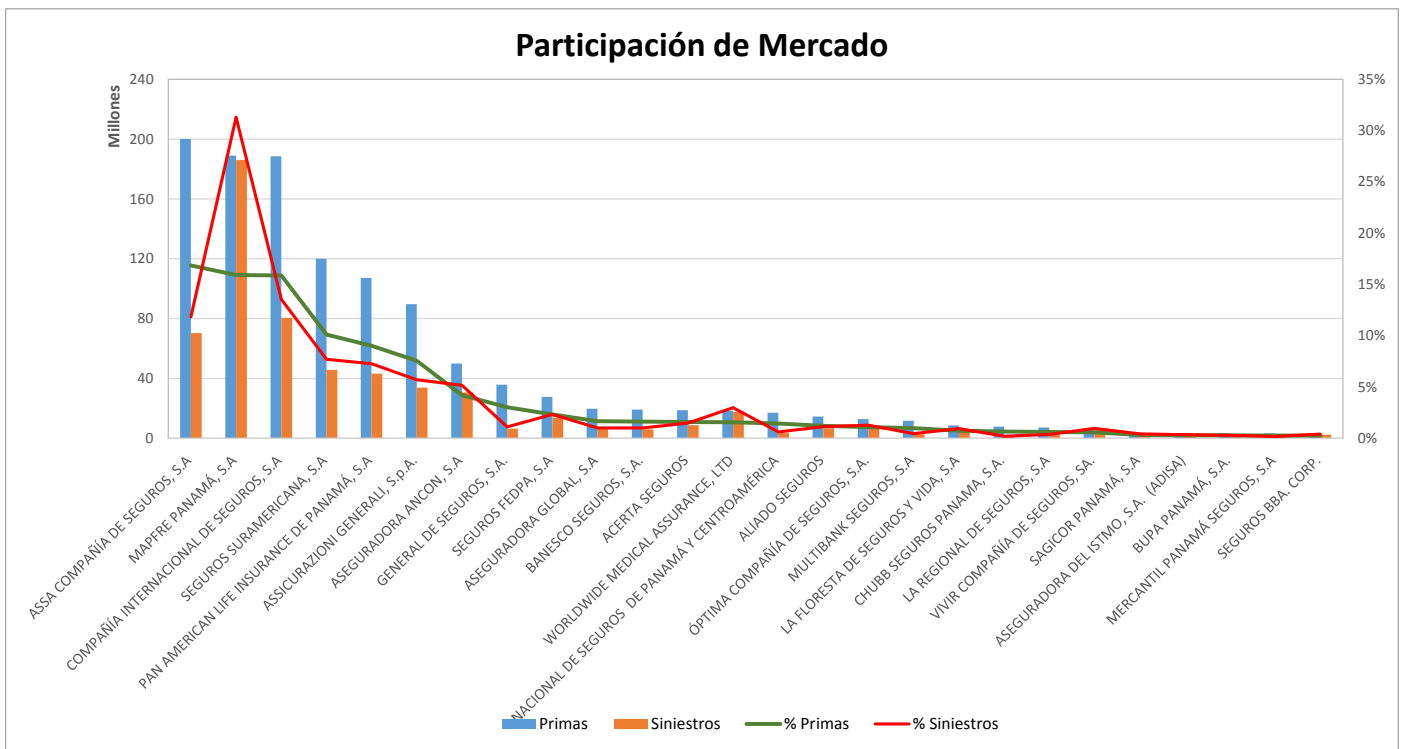
Superintendencia de Seguros y Reaseguros de Panamá

Participación de Mercado por Productos



PARTICIPACION DE MERCADO AL MES DE OCTUBRE DE 2017

#	Compañía de Seguros	Primas	% Primas	#	Siniestros	% Siniestros	Sinistralidad Promedio
1	ASSA COMPAÑÍA DE SEGUROS, S.A	200,136,872.98	16.8%	3	70,308,407.91	11.8%	35.1%
2	MAPFRE PANAMÁ, S.A	189,001,664.42	15.9%	1	185,949,265.96	31.3%	98.4%
3	COMPAÑÍA INTERNACIONAL DE SEGUROS, S.A	188,528,189.93	15.9%	2	80,502,653.77	13.6%	42.7%
4	SEGUROS SURAMERICANA, S.A	120,094,656.75	10.1%	4	45,738,599.98	7.7%	38.1%
5	PAN AMERICAN LIFE INSURANCE DE PANAMÁ, S.A	107,196,395.97	9.0%	5	43,227,124.79	7.3%	40.3%
6	ASSICURAZIONI GENERALI, S.p.A.	89,704,964.62	7.6%	6	33,929,436.41	5.7%	37.8%
7	ASEGURADORA ANCON, S.A	49,975,092.38	4.2%	7	30,673,076.86	5.2%	61.4%
8	GENERAL DE SEGUROS, S.A.	35,873,427.51	3.0%	13	6,532,079.47	1.1%	18.2%
9	SEGUROS FEDPA, S.A	27,608,259.76	2.3%	9	13,747,783.28	2.3%	49.8%
10	ASEGURADORA GLOBAL, S.A	19,733,072.11	1.7%	14	6,024,149.32	1.0%	30.5%
11	BANESCO SEGUROS, S.A.	19,192,405.11	1.6%	15	5,944,513.71	1.0%	31.0%
12	ACERTA SEGUROS	18,727,223.45	1.6%	10	8,740,977.50	1.5%	46.7%
13	WORLDWIDE MEDICAL ASSURANCE, LTD	18,443,021.24	1.6%	8	17,679,050.93	3.0%	95.9%
14	NACIONAL DE SEGUROS DE PANAMÁ Y CENTROAMÉRICA	17,100,761.69	1.4%	18	3,663,319.45	0.6%	21.4%
15	ALIADO SEGUROS	14,452,119.28	1.2%	12	6,725,919.81	1.1%	46.5%
16	ÓPTIMA COMPAÑÍA DE SEGUROS, S.A.	12,812,172.35	1.1%	11	7,617,097.26	1.3%	59.5%
17	MULTIBANK SEGUROS, S.A	11,731,967.20	1.0%	19	2,690,578.95	0.5%	22.9%
18	LA FLORESTA DE SEGUROS Y VIDA, S.A	8,645,319.00	0.7%	17	5,573,843.22	0.9%	64.5%
19	CHUBB SEGUROS PANAMA, S.A.	7,808,569.45	0.7%	25	1,180,812.34	0.2%	15.1%
20	LA REGIONAL DE SEGUROS, S.A	7,234,852.06	0.6%	22	2,169,349.60	0.4%	30.0%
21	VIVIR COMPAÑÍA DE SEGUROS, SA.	6,794,932.06	0.6%	16	5,723,779.11	1.0%	84.2%
22	SAGICOR PANAMÁ, S.A	3,989,001.83	0.3%	20	2,494,731.03	0.4%	62.5%
23	ASEGURADORA DEL ISTMO, S.A. (ADISA)	3,486,453.58	0.3%	23	2,053,124.12	0.3%	58.9%
24	BUPA PANAMÁ, S.A.	3,300,796.81	0.3%	24	1,718,543.52	0.3%	52.1%
25	MERCANTIL PANAMÁ SEGUROS, S.A	3,163,546.12	0.3%	26	1,036,875.73	0.2%	32.8%
26	SEGUROS BBA. CORP.	3,119,710.84	0.3%	21	2,433,370.19	0.4%	78.0%
TOTAL		\$1,187,855,448.50	100%		\$594,078,464.22	100%	50.0%



Superintendencia de Seguros y Reaseguros de Panamá

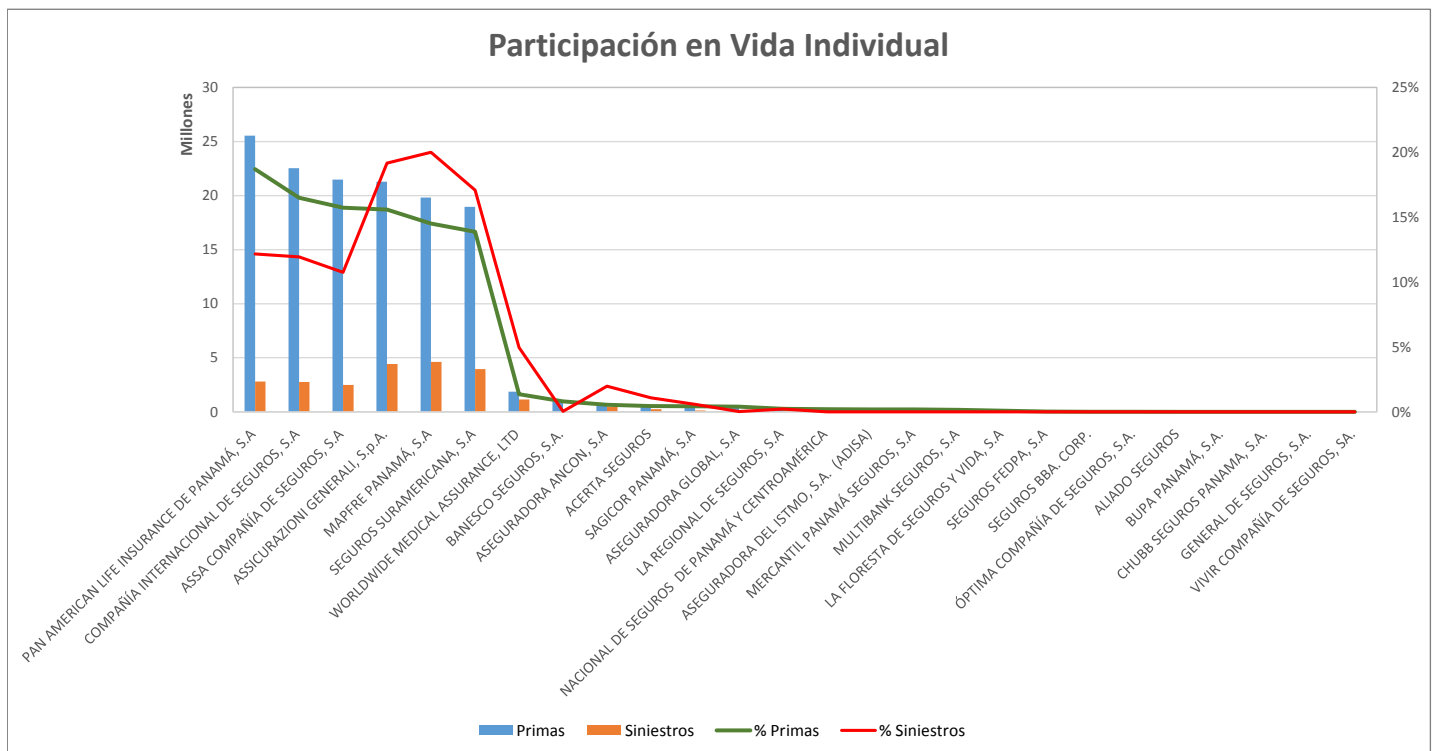
Participación de Mercado por Productos



VIDA INDIVIDUAL

AL MES DE OCTUBRE DE 2017

#	Compañía de Seguros	Primas	% Primas	#	Siniestros	% Siniestros	Sinestralidad Promedio
1	PAN AMERICAN LIFE INSURANCE DE PANAMÁ, S.A	25,543,273.88	18.7%	4	2,810,837.24	12.2%	11.0%
2	COMPAÑÍA INTERNACIONAL DE SEGUROS, S.A	22,537,639.24	16.5%	5	2,758,398.37	11.9%	12.2%
3	ASSA COMPAÑÍA DE SEGUROS, S.A	21,488,310.08	15.7%	6	2,485,497.22	10.8%	11.6%
4	ASSICURAZIONI GENERALI, S.p.A.	21,276,925.56	15.6%	2	4,431,239.27	19.2%	20.8%
5	MAPFRE PANAMÁ, S.A	19,826,013.09	14.5%	1	4,622,811.11	20.0%	23.3%
6	SEGUROS SURAMERICANA, S.A	18,959,437.10	13.9%	3	3,946,713.48	17.1%	20.8%
7	WORLDWIDE MEDICAL ASSURANCE, LTD	1,856,859.68	1.4%	7	1,144,302.82	5.0%	61.6%
8	BANESCO SEGUROS, S.A.	1,108,748.76	0.8%	12	10,085.00	0.0%	0.9%
9	ASEGURADORA ANCON, S.A	752,814.81	0.6%	8	458,425.34	2.0%	60.9%
10	ACERTA SEGUROS	617,091.45	0.5%	9	250,000.00	1.1%	40.5%
11	SAGICOR PANAMÁ, S.A	587,804.04	0.4%	10	134,407.75	0.6%	22.9%
12	ASEGURADORA GLOBAL, S.A	534,333.45	0.4%	13	5,100.00	0.0%	1.0%
13	LA REGIONAL DE SEGUROS, S.A	316,225.76	0.2%	11	50,000.00	0.2%	15.8%
14	NACIONAL DE SEGUROS DE PANAMÁ Y CENTROAMÉRICA	271,451.05	0.2%	14	0.00	0.0%	0.0%
15	ASEGURADORA DEL ISTMO, S.A. (ADISA)	262,455.02	0.2%	15	0.00	0.0%	0.0%
16	MERCANTIL PANAMÁ SEGUROS, S.A	258,496.33	0.2%	16	0.00	0.0%	0.0%
17	MULTIBANK SEGUROS, S.A	209,102.86	0.2%	17	0.00	0.0%	0.0%
18	LA FLORESTA DE SEGUROS Y VIDA, S.A	114,558.50	0.1%	18	0.00	0.0%	0.0%
19	SEGUROS FEDPA, S.A	38,603.87	0.0%	19	0.00	0.0%	0.0%
20	SEGUROS BBA. CORP.	6,043.42	0.0%	20	0.00	0.0%	0.0%
21	ÓPTIMA COMPAÑÍA DE SEGUROS, S.A.	698.01	0.0%	21	0.00	0.0%	0.0%
22	ALIADO SEGUROS	0.00	0.0%	22	0.00	0.0%	0.0%
23	BUPA PANAMÁ, S.A.	0.00	0.0%	23	0.00	0.0%	0.0%
24	CHUBB SEGUROS PANAMA, S.A.	0.00	0.0%	24	0.00	0.0%	0.0%
25	GENERAL DE SEGUROS, S.A.	0.00	0.0%	25	0.00	0.0%	0.0%
26	VIVIR COMPAÑÍA DE SEGUROS, SA.	0.00	0.0%	26	0.00	0.0%	0.0%
TOTAL		\$136,566,885.96	100%		\$23,107,817.60	100%	16.9%



Superintendencia de Seguros y Reaseguros de Panamá

Participación de Mercado por Productos

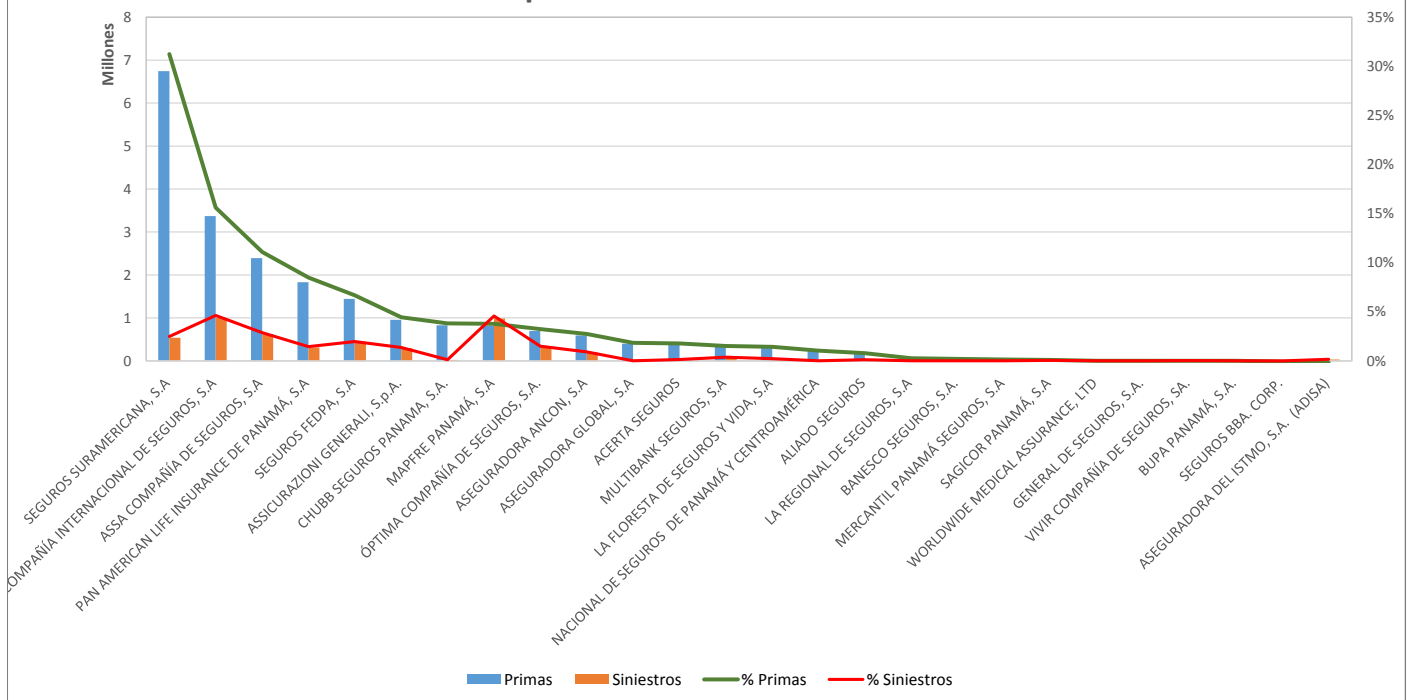


ACCIDENTES PERSONALES

AL MES DE OCTUBRE DE 2017

#	Compañía de Seguros	Primas	% Primas	#	Siniestros	% Siniestros	Sinestralidad Promedio
1	SEGUROS SURAMERICANA, S.A	6,743,766.84	31.2%	4	536,408.41	2.5%	8.0%
2	COMPAÑÍA INTERNACIONAL DE SEGUROS, S.A	3,370,871.63	15.6%	1	998,334.74	4.6%	29.6%
3	ASSA COMPAÑÍA DE SEGUROS, S.A	2,394,351.69	11.1%	3	621,663.07	2.9%	26.0%
4	PAN AMERICAN LIFE INSURANCE DE PANAMÁ, S.A	1,831,363.52	8.5%	7	311,107.10	1.4%	17.0%
5	SEGUROS FEDPA, S.A	1,441,680.08	6.7%	5	423,419.87	2.0%	29.4%
6	ASSICURAZIONI GENERALI, S.p.A.	957,554.56	4.4%	8	293,465.74	1.4%	30.6%
7	CHUBB SEGUROS PANAMA, S.A.	826,243.65	3.8%	15	23,866.33	0.1%	2.9%
8	MAPFRE PANAMÁ, S.A	812,536.39	3.8%	2	987,639.79	4.6%	121.6%
9	ÓPTIMA COMPAÑÍA DE SEGUROS, S.A.	697,110.95	3.2%	6	320,917.57	1.5%	46.0%
10	ASEGURADORA ANCON, S.A	589,983.01	2.7%	9	197,001.70	0.9%	33.4%
11	ASEGURADORA GLOBAL, S.A	398,480.96	1.8%	20	1,001.61	0.0%	0.3%
12	ACERTA SEGUROS	383,285.56	1.8%	13	30,143.99	0.1%	7.9%
13	MULTIBANK SEGUROS, S.A	328,733.49	1.5%	10	80,100.00	0.4%	24.4%
14	LA FLORESTA DE SEGUROS Y VIDA, S.A	309,759.50	1.4%	11	50,527.50	0.2%	16.3%
15	NACIONAL DE SEGUROS DE PANAMÁ Y CENTROAMÉRICA	226,188.05	1.0%	21	666.09	0.0%	0.3%
16	ALIADO SEGUROS	171,125.66	0.8%	14	25,925.98	0.1%	15.2%
17	LA REGIONAL DE SEGUROS, S.A	57,881.00	0.3%	23	0.00	0.0%	0.0%
18	BANESCO SEGUROS, S.A.	45,634.59	0.2%	19	1,018.05	0.0%	2.2%
19	MERCANTIL PANAMÁ SEGUROS, S.A	27,738.12	0.1%	24	0.00	0.0%	0.0%
20	SAGICOR PANAMÁ, S.A	18,740.62	0.1%	16	11,956.59	0.1%	63.8%
21	WORLDWIDE MEDICAL ASSURANCE, LTD	4,377.27	0.0%	18	1,979.00	0.0%	45.2%
22	GENERAL DE SEGUROS, S.A.	4,041.13	0.0%	22	534.57	0.0%	13.2%
23	VIVIR COMPAÑÍA DE SEGUROS, SA.	1,233.64	0.0%	17	7,444.99	0.0%	603.5%
24	BUPA PANAMÁ, S.A.	0.00	0.0%	25	0.00	0.0%	0.0%
25	SEGUROS BBA. CORP.	-18,406.04	-0.1%	26	-345.96	0.0%	0.0%
26	ASEGURADORA DEL ISTMO, S.A. (ADISA)	-41,955.92	-0.2%	12	33,350.36	0.2%	-79.5%
TOTAL		\$21,582,319.95	100%		\$4,958,127.09	100%	23.0%

Participación en Accidentes Personales



Superintendencia de Seguros y Reaseguros de Panamá

Participación de Mercado por Productos

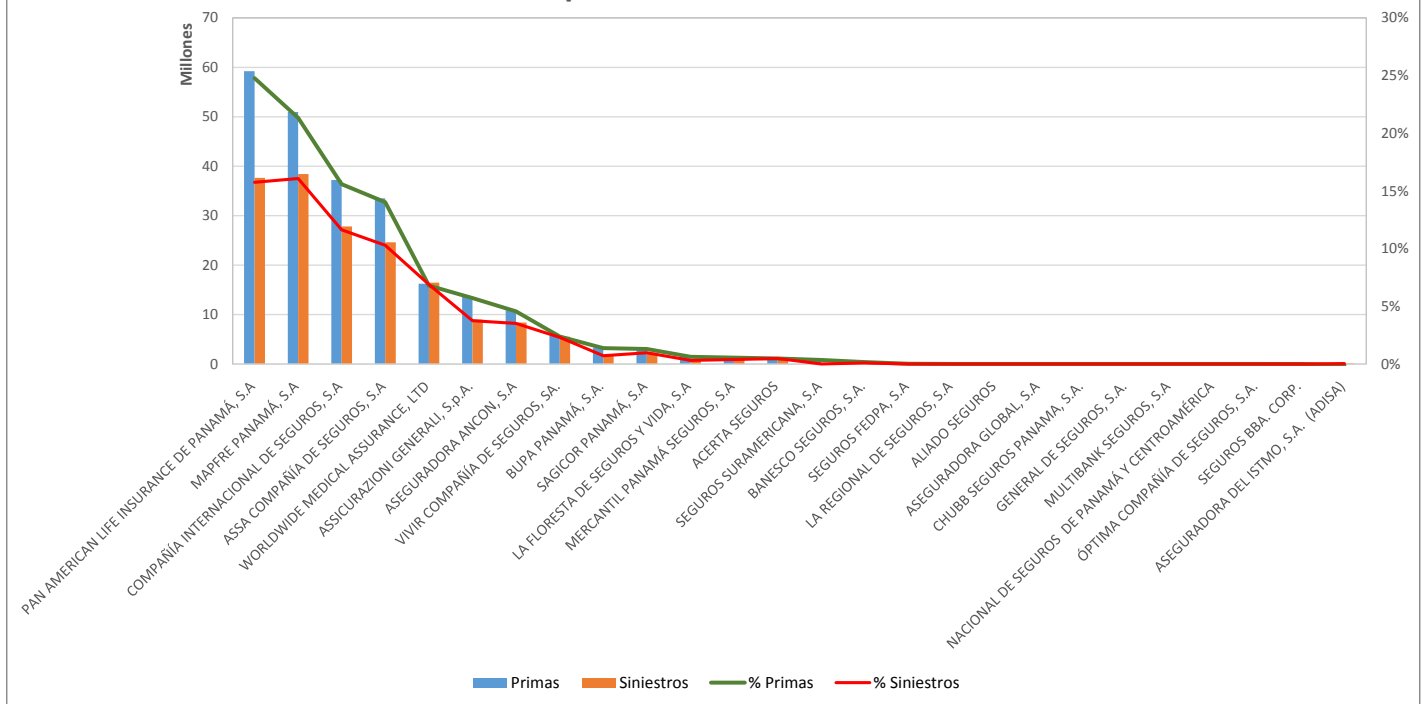


SALUD

AL MES DE OCTUBRE DE 2017

#	Compañía de Seguros	Primas	% Primas	#	Siniestros	% Siniestros	Sinestralidad Promedio
1	PAN AMERICAN LIFE INSURANCE DE PANAMÁ, S.A	59,214,309.99	24.8%	2	37,660,460.37	15.8%	63.6%
2	MAPFRE PANAMÁ, S.A	50,978,463.82	21.3%	1	38,424,389.57	16.1%	75.4%
3	COMPAÑÍA INTERNACIONAL DE SEGUROS, S.A	37,230,824.56	15.6%	3	27,818,103.02	11.6%	74.7%
4	ASSA COMPAÑÍA DE SEGUROS, S.A	33,515,255.18	14.0%	4	24,616,498.89	10.3%	73.4%
5	WORLDWIDE MEDICAL ASSURANCE, LTD	16,247,539.14	6.8%	5	16,450,121.16	6.9%	101.2%
6	ASSICURAZIONI GENERALI, S.p.A.	13,652,717.19	5.7%	6	9,000,085.67	3.8%	65.9%
7	ASEGURADORA ANCON, S.A	10,903,443.04	4.6%	7	8,397,524.20	3.5%	77.0%
8	VIVIR COMPAÑÍA DE SEGUROS, SA.	5,688,773.85	2.4%	8	5,521,137.84	2.3%	97.1%
9	BUPA PANAMÁ, S.A.	3,300,796.81	1.4%	10	1,718,543.52	0.7%	52.1%
10	SAGICOR PANAMÁ, S.A	3,105,903.76	1.3%	9	2,343,126.69	1.0%	75.4%
11	LA FLORESTA DE SEGUROS Y VIDA, S.A	1,497,220.20	0.6%	13	761,399.00	0.3%	50.9%
12	MERCANTIL PANAMÁ SEGUROS, S.A	1,344,736.21	0.6%	12	952,430.84	0.4%	70.8%
13	ACERTA SEGUROS	1,142,431.89	0.5%	11	1,173,420.28	0.5%	102.7%
14	SEGUROS SURAMERICANA, S.A	864,334.15	0.4%	16	0.00	0.0%	0.0%
15	BANESCO SEGUROS, S.A.	426,603.87	0.2%	14	246,427.64	0.1%	57.8%
16	SEGUROS FEDPA, S.A	52,815.90	0.0%	17	0.00	0.0%	0.0%
17	LA REGIONAL DE SEGUROS, S.A	7,511.63	0.0%	18	0.00	0.0%	0.0%
18	ALIADO SEGUROS	0.00	0.0%	19	0.00	0.0%	0.0%
19	ASEGURADORA GLOBAL, S.A	0.00	0.0%	20	0.00	0.0%	0.0%
20	CHUBB SEGUROS PANAMA, S.A.	0.00	0.0%	21	0.00	0.0%	0.0%
21	GENERAL DE SEGUROS, S.A.	0.00	0.0%	22	0.00	0.0%	0.0%
22	MULTIBANK SEGUROS, S.A	0.00	0.0%	23	0.00	0.0%	0.0%
23	NACIONAL DE SEGUROS DE PANAMÁ Y CENTROAMÉRICA	0.00	0.0%	24	0.00	0.0%	0.0%
24	ÓPTIMA COMPAÑÍA DE SEGUROS, S.A.	0.00	0.0%	25	0.00	0.0%	0.0%
25	SEGUROS BBA. CORP.	0.00	0.0%	26	-1,270.99	0.0%	0.0%
26	ASEGURADORA DEL ISTMO, S.A. (ADISA)	-203,402.30	-0.1%	15	112,458.67	0.0%	-55.3%
TOTAL		\$238,970,278.89	100%		\$175,194,856.37	100%	73.3%

Participación en Ramo de Salud



Superintendencia de Seguros y Reaseguros de Panamá

Participación de Mercado por Productos

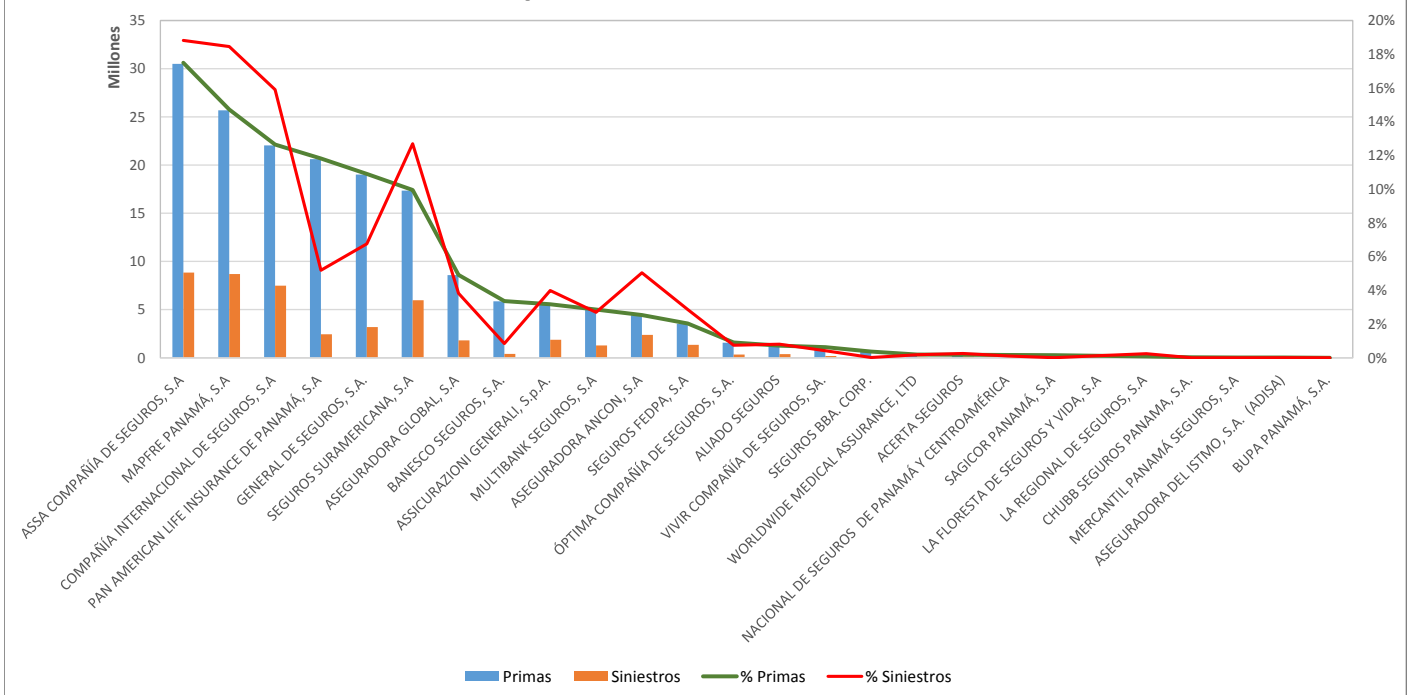


COLECTIVO DE VIDA

AL MES DE OCTUBRE DE 2017

#	Compañía de Seguros	Primas	% Primas	#	Siniestros	% Siniestros	Sinestralidad Promedio
1	ASSA COMPAÑÍA DE SEGUROS, S.A	30,495,363.72	17.5%	1	8,852,008.52	18.8%	29.0%
2	MAPFRE PANAMÁ, S.A	25,676,982.98	14.7%	2	8,680,276.47	18.5%	33.8%
3	COMPAÑÍA INTERNACIONAL DE SEGUROS, S.A	22,046,713.66	12.6%	3	7,481,638.43	15.9%	33.9%
4	PAN AMERICAN LIFE INSURANCE DE PANAMÁ, S.A	20,607,448.58	11.8%	6	2,444,720.08	5.2%	11.9%
5	GENERAL DE SEGUROS, S.A.	19,005,915.00	10.9%	5	3,180,210.22	6.8%	16.7%
6	SEGUROS SURAMERICANA, S.A	17,354,966.69	10.0%	4	5,972,160.87	12.7%	34.4%
7	ASEGURADORA GLOBAL, S.A	8,573,103.90	4.9%	9	1,799,080.42	3.8%	21.0%
8	BANESCO SEGUROS, S.A.	5,853,556.39	3.4%	12	396,586.10	0.8%	6.8%
9	ASSICURAZIONI GENERALI, S.p.A.	5,532,057.36	3.2%	8	1,873,684.34	4.0%	33.9%
10	MULTIBANK SEGUROS, S.A	4,981,341.80	2.9%	11	1,271,282.35	2.7%	25.5%
11	ASEGURADORA ANCON, S.A	4,410,569.32	2.5%	7	2,371,396.45	5.0%	53.8%
12	SEGUROS FEDPA, S.A	3,538,528.10	2.0%	10	1,348,564.79	2.9%	38.1%
13	ÓPTIMA COMPAÑÍA DE SEGUROS, S.A.	1,573,268.96	0.9%	14	348,797.93	0.7%	22.2%
14	ALIADO SEGUROS	1,261,227.09	0.7%	13	380,161.52	0.8%	30.1%
15	VIVIR COMPAÑÍA DE SEGUROS, SA.	1,104,924.57	0.6%	15	195,196.28	0.4%	17.7%
16	SEGUROS BBA. CORP.	637,480.11	0.4%	21	9,745.09	0.0%	1.5%
17	WORLDWIDE MEDICAL ASSURANCE, LTD	334,245.15	0.2%	18	82,647.95	0.2%	24.7%
18	ACERTA SEGUROS	306,267.99	0.2%	16	119,099.71	0.3%	38.9%
19	NACIONAL DE SEGUROS DE PANAMÁ Y CENTROAMÉRICA	290,263.64	0.2%	20	51,155.58	0.1%	17.6%
20	SAGICOR PANAMÁ, S.A	276,553.41	0.2%	22	5,240.00	0.0%	1.9%
21	LA FLORESTA DE SEGUROS Y VIDA, S.A	204,068.10	0.1%	19	58,789.10	0.1%	28.8%
22	LA REGIONAL DE SEGUROS, S.A	132,905.03	0.1%	17	112,069.75	0.2%	84.3%
23	CHUBB SEGUROS PANAMA, S.A.	62,894.55	0.0%	24	0.00	0.0%	0.0%
24	MERCANTIL PANAMÁ SEGUROS, S.A	36,684.25	0.0%	25	0.00	0.0%	0.0%
25	ASEGURADORA DEL ISTMO, S.A. (ADISA)	21,464.17	0.0%	23	443.41	0.0%	2.1%
26	BUPA PANAMÁ, S.A.	0.00	0.0%	26	0.00	0.0%	0.0%
TOTAL		\$174,318,794.52	100%		\$47,034,955.36	100%	27.0%

Participación en Colectivo de Vida



Superintendencia de Seguros y Reaseguros de Panamá

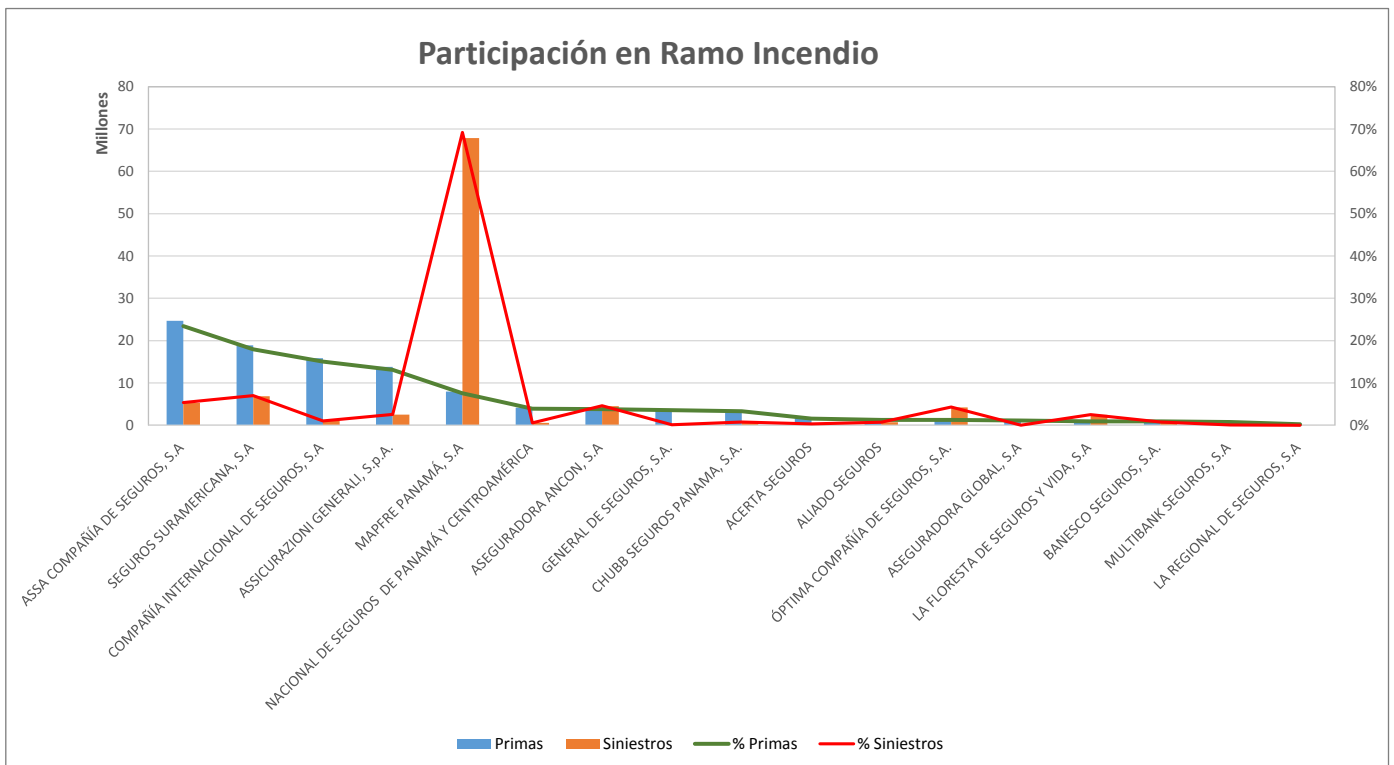
Participación de Mercado por Productos



RAMO DE INCENDIO

AL MES DE OCTUBRE DE 2017

#	Compañía de Seguros	Primas	% Primas	#	Siniestros	% Siniestros	Sinestralidad Promedio
1	ASSA COMPAÑÍA DE SEGUROS, S.A	24,673,548.96	23.4%	3	5,265,463.73	5.4%	21.3%
2	SEGUROS SURAMERICANA, S.A	18,907,810.37	18.0%	2	6,870,232.85	7.0%	36.3%
3	COMPAÑÍA INTERNACIONAL DE SEGUROS, S.A	15,842,658.10	15.0%	8	1,002,343.17	1.0%	6.3%
4	ASSICURAZIONI GENERALI, S.p.A.	13,796,448.27	13.1%	6	2,511,562.51	2.6%	18.2%
5	MAPFRE PANAMÁ, S.A	7,981,557.05	7.6%	1	67,875,154.54	69.2%	850.4%
6	NACIONAL DE SEGUROS DE PANAMÁ Y CENTROAMÉRICA	4,146,409.51	3.9%	12	571,976.76	0.6%	13.8%
7	ASEGURADORA ANCON, S.A	4,044,367.70	3.8%	4	4,521,542.21	4.6%	111.8%
8	GENERAL DE SEGUROS, S.A.	3,774,281.56	3.6%	14	141,031.93	0.1%	3.7%
9	CHUBB SEGUROS PANAMA, S.A.	3,477,525.89	3.3%	10	739,427.97	0.8%	21.3%
10	ACERTA SEGUROS	1,661,006.14	1.6%	13	308,422.36	0.3%	18.6%
11	ALIADO SEGUROS	1,362,028.84	1.3%	11	696,559.23	0.7%	51.1%
12	ÓPTIMA COMPAÑÍA DE SEGUROS, S.A.	1,312,618.71	1.2%	5	4,218,991.03	4.3%	321.4%
13	ASEGURADORA GLOBAL, S.A	1,193,818.85	1.1%	16	26,479.42	0.0%	2.2%
14	LA FLORESTA DE SEGUROS Y VIDA, S.A	954,058.70	0.9%	7	2,474,133.80	2.5%	259.3%
15	BANESCO SEGUROS, S.A.	945,275.48	0.9%	9	743,616.36	0.8%	78.7%
16	MULTIBANK SEGUROS, S.A	811,556.20	0.8%	15	80,387.27	0.1%	9.9%
17	LA REGIONAL DE SEGUROS, S.A	252,903.48	0.2%	19	626.25	0.0%	0.2%
18	SEGUROS FEDPA, S.A	167,832.54	0.2%	20	480.61	0.0%	0.3%
19	ASEGURADORA DEL ISTMO, S.A. (ADISA)	31,224.78	0.0%	18	3,773.72	0.0%	12.1%
20	BUPA PANAMÁ, S.A.	0.00	0.0%	21	0.00	0.0%	0.0%
21	MERCANTIL PANAMÁ SEGUROS, S.A	0.00	0.0%	22	0.00	0.0%	0.0%
22	PAN AMERICAN LIFE INSURANCE DE PANAMÁ, S.A	0.00	0.0%	23	0.00	0.0%	0.0%
23	SAGICOR PANAMÁ, S.A	0.00	0.0%	24	0.00	0.0%	0.0%
24	VIVIR COMPAÑÍA DE SEGUROS, SA.	0.00	0.0%	25	0.00	0.0%	0.0%
25	WORLDWIDE MEDICAL ASSURANCE, LTD	0.00	0.0%	26	0.00	0.0%	0.0%
26	SEGUROS BBA. CORP.	-13,801.11	0.0%	17	24,735.51	0.0%	-179.2%
TOTAL		\$105,323,130.02	100%		\$98,076,941.23	100%	93.1%



Superintendencia de Seguros y Reaseguros de Panamá

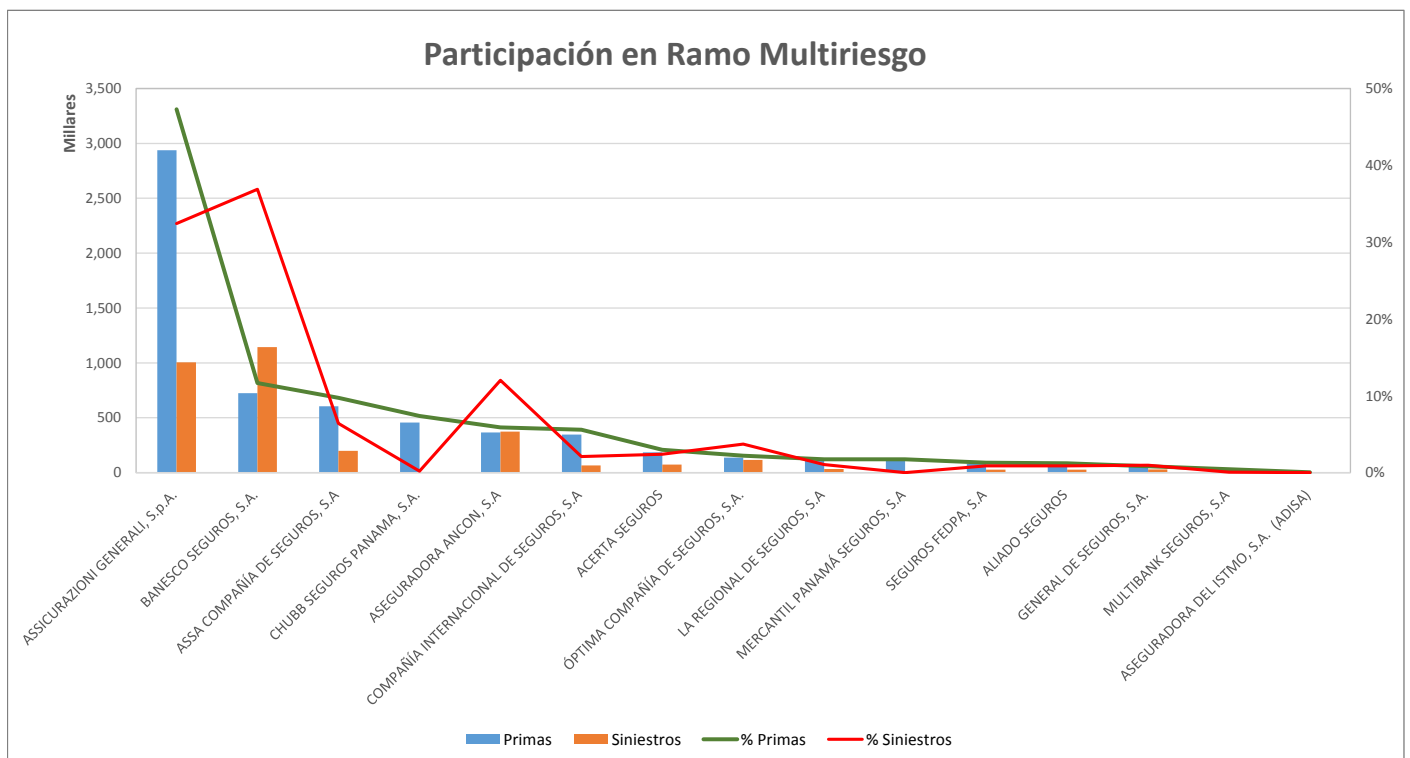
Participación de Mercado por Productos



MULTIRIESGO

AL MES DE OCTUBRE DE 2017

#	Compañía de Seguros	Primas	% Primas	#	Siniestros	% Siniestros	Sinestralidad Promedio
1	ASSICURAZIONI GENERALI, S.p.A.	2,937,300.80	47.3%	2	1,005,755.89	32.4%	34.2%
2	BANESCO SEGUROS, S.A.	724,185.64	11.7%	1	1,144,507.30	36.9%	158.0%
3	ASSA COMPAÑÍA DE SEGUROS, S.A	604,779.94	9.7%	4	198,721.16	6.4%	32.9%
4	CHUBB SEGUROS PANAMA, S.A.	457,176.25	7.4%	12	6,215.45	0.2%	1.4%
5	ASEGURADORA ANCON, S.A	365,236.16	5.9%	3	373,196.97	12.0%	102.2%
6	COMPAÑÍA INTERNACIONAL DE SEGUROS, S.A	347,069.52	5.6%	7	65,166.55	2.1%	18.8%
7	ACERTA SEGUROS	185,478.94	3.0%	6	74,213.15	2.4%	40.0%
8	ÓPTIMA COMPAÑÍA DE SEGUROS, S.A.	136,514.15	2.2%	5	115,068.10	3.7%	84.3%
9	LA REGIONAL DE SEGUROS, S.A	108,556.75	1.7%	8	32,772.49	1.1%	30.2%
10	MERCANTIL PANAMÁ SEGUROS, S.A	107,316.87	1.7%	14	0.00	0.0%	0.0%
11	SEGUROS FEDPA, S.A	80,773.79	1.3%	11	27,730.73	0.9%	34.3%
12	ALIADO SEGUROS	74,853.08	1.2%	10	27,813.44	0.9%	37.2%
13	GENERAL DE SEGUROS, S.A.	51,380.77	0.8%	9	29,947.98	1.0%	58.3%
14	MULTIBANK SEGUROS, S.A	26,936.78	0.4%	13	1,598.33	0.1%	5.9%
15	ASEGURADORA DEL ISTMO, S.A. (ADISA)	2,856.70	0.0%	15	0.00	0.0%	0.0%
16	ASEGURADORA GLOBAL, S.A	0.00	0.0%	16	0.00	0.0%	0.0%
17	BUPA PANAMÁ, S.A.	0.00	0.0%	17	0.00	0.0%	0.0%
18	LA FLORESTA DE SEGUROS Y VIDA, S.A	0.00	0.0%	18	0.00	0.0%	0.0%
19	MAPFRE PANAMÁ, S.A	0.00	0.0%	19	0.00	0.0%	0.0%
20	NACIONAL DE SEGUROS DE PANAMÁ Y CENTROAMÉRICA	0.00	0.0%	20	0.00	0.0%	0.0%
21	PAN AMERICAN LIFE INSURANCE DE PANAMÁ, S.A	0.00	0.0%	21	0.00	0.0%	0.0%
22	SAGICOR PANAMÁ, S.A	0.00	0.0%	22	0.00	0.0%	0.0%
23	SEGUROS BBA. CORP.	0.00	0.0%	23	0.00	0.0%	0.0%
24	SEGUROS SURAMERICANA, S.A	0.00	0.0%	24	0.00	0.0%	0.0%
25	VIVIR COMPAÑÍA DE SEGUROS, SA.	0.00	0.0%	25	0.00	0.0%	0.0%
26	WORLDWIDE MEDICAL ASSURANCE, LTD	0.00	0.0%	26	0.00	0.0%	0.0%
TOTAL		\$6,210,416.14	100%		\$3,102,707.54	100%	50.0%



Superintendencia de Seguros y Reaseguros de Panamá

Participación de Mercado por Productos

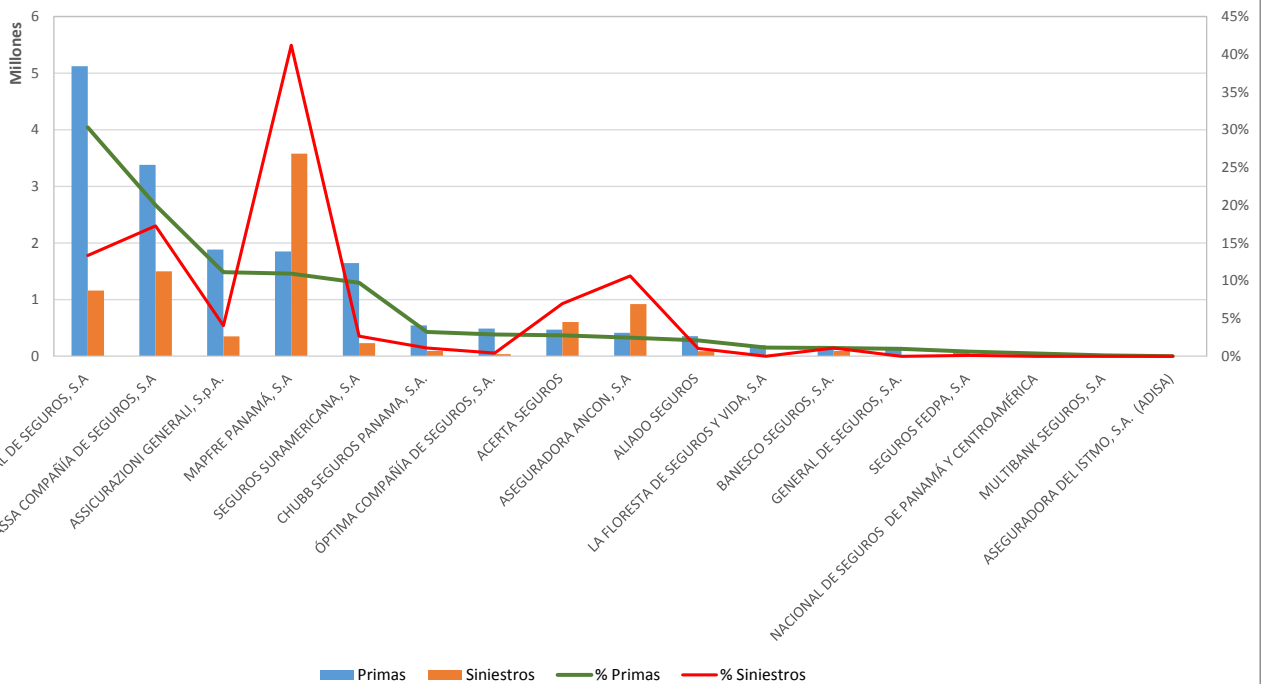


TRANSPORTE DE CARGA

AL MES DE OCTUBRE DE 2017

#	Compañía de Seguros	Primas	% Primas	#	Siniestros	% Siniestros	Sinestralidad Promedio
1	COMPAÑÍA INTERNACIONAL DE SEGUROS, S.A	5,123,298.51	30.3%	3	1,161,139.29	13.4%	22.7%
2	ASSA COMPAÑÍA DE SEGUROS, S.A	3,382,497.76	20.0%	2	1,501,357.33	17.3%	44.4%
3	ASSICURAZIONI GENERALI, S.p.A.	1,885,686.56	11.2%	6	352,564.15	4.1%	18.7%
4	MAPFRE PANAMÁ, S.A	1,852,189.15	11.0%	1	3,579,105.33	41.2%	193.2%
5	SEGUROS SURAMERICANA, S.A	1,648,083.17	9.8%	7	232,629.69	2.7%	14.1%
6	CHUBB SEGUROS PANAMA, S.A.	545,395.30	3.2%	9	95,234.39	1.1%	17.5%
7	ÓPTIMA COMPAÑÍA DE SEGUROS, S.A.	490,440.23	2.9%	11	37,282.37	0.4%	7.6%
8	ACERTA SEGUROS	471,379.23	2.8%	5	605,367.22	7.0%	128.4%
9	ASEGURADORA ANCON, S.A	416,689.30	2.5%	4	924,468.28	10.6%	221.9%
10	ALIADO SEGUROS	355,517.52	2.1%	10	90,105.92	1.0%	25.3%
11	LA FLORESTA DE SEGUROS Y VIDA, S.A	194,617.30	1.2%	13	1,522.30	0.0%	0.8%
12	BANESCO SEGUROS, S.A.	184,372.88	1.1%	8	95,879.08	1.1%	52.0%
13	GENERAL DE SEGUROS, S.A.	166,880.86	1.0%	15	0.00	0.0%	0.0%
14	SEGUROS FEDPA, S.A	107,262.28	0.6%	12	10,539.95	0.1%	9.8%
15	NACIONAL DE SEGUROS DE PANAMÁ Y CENTROAMÉRICA	62,329.24	0.4%	16	0.00	0.0%	0.0%
16	MULTIBANK SEGUROS, S.A	21,391.87	0.1%	17	0.00	0.0%	0.0%
17	ASEGURADORA DEL ISTMO, S.A. (ADISA)	3,197.41	0.0%	14	703.29	0.0%	22.0%
18	ASEGURADORA GLOBAL, S.A	0.00	0.0%	18	0.00	0.0%	0.0%
19	BUPA PANAMÁ, S.A.	0.00	0.0%	19	0.00	0.0%	0.0%
20	LA REGIONAL DE SEGUROS, S.A	0.00	0.0%	20	0.00	0.0%	0.0%
21	MERCANTIL PANAMÁ SEGUROS, S.A	0.00	0.0%	21	0.00	0.0%	0.0%
22	PAN AMERICAN LIFE INSURANCE DE PANAMÁ, S.A	0.00	0.0%	22	0.00	0.0%	0.0%
23	SAGICOR PANAMÁ, S.A	0.00	0.0%	23	0.00	0.0%	0.0%
24	VIVIR COMPAÑÍA DE SEGUROS, SA.	0.00	0.0%	24	0.00	0.0%	0.0%
25	WORLDWIDE MEDICAL ASSURANCE, LTD	0.00	0.0%	25	0.00	0.0%	0.0%
26	SEGUROS BBA. CORP.	-11,926.80	-0.1%	26	0.00	0.0%	0.0%
TOTAL		\$16,899,301.77	100%		\$8,687,898.59	100%	51.4%

Participación en Ramo Transporte de Carga



Superintendencia de Seguros y Reaseguros de Panamá

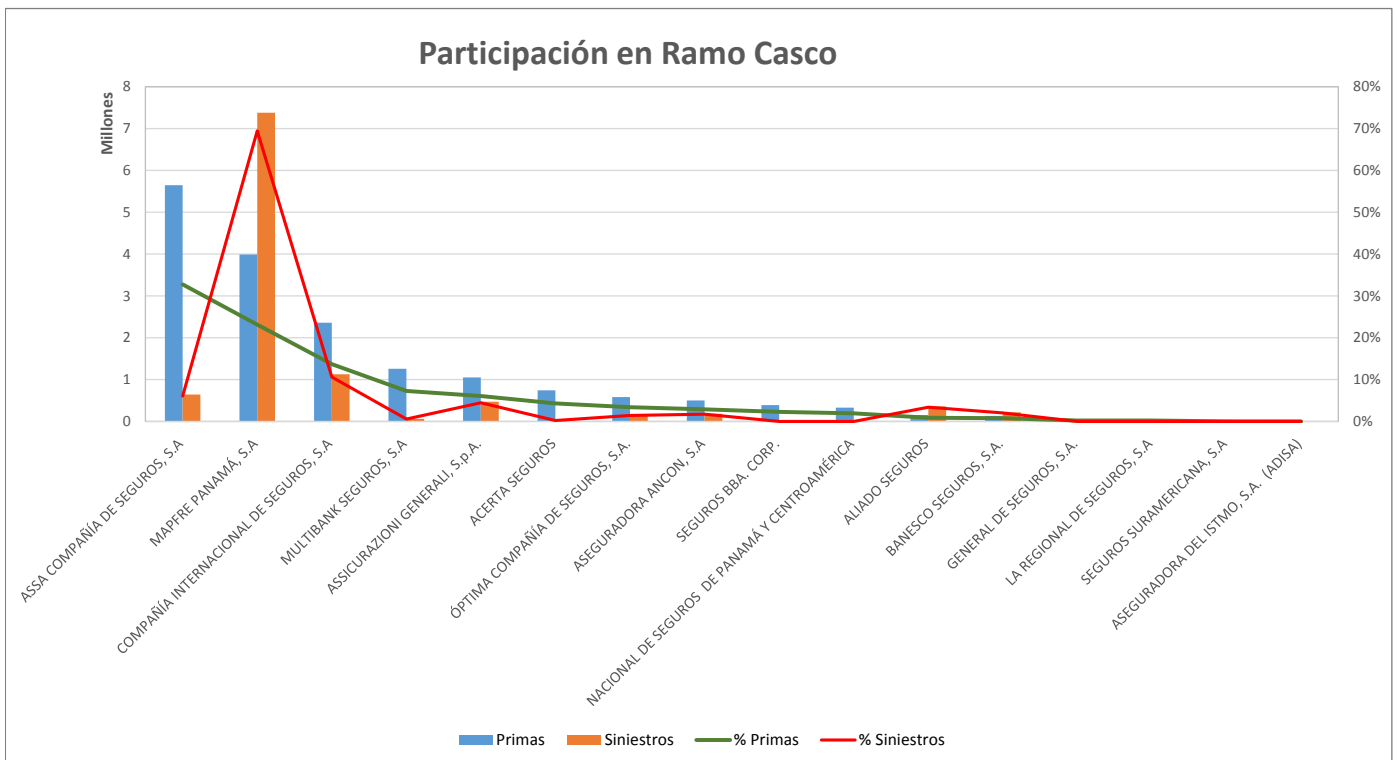
Participación de Mercado por Productos



RAMO DE CASCO

AL MES DE OCTUBRE DE 2017

#	Compañía de Seguros	Primas	% Primas	#	Siniestros	% Siniestros	Sinestralidad Promedio
1	ASSA COMPAÑÍA DE SEGUROS, S.A	5,647,483.10	32.8%	3	644,848.41	6.1%	11.4%
2	MAPFRE PANAMÁ, S.A	3,991,209.47	23.1%	1	7,377,107.65	69.5%	184.8%
3	COMPAÑÍA INTERNACIONAL DE SEGUROS, S.A	2,361,904.23	13.7%	2	1,126,579.63	10.6%	47.7%
4	MULTIBANK SEGUROS, S.A	1,260,989.62	7.3%	9	61,262.41	0.6%	4.9%
5	ASSICURAZIONI GENERALI, S.p.A.	1,050,834.42	6.1%	4	473,895.55	4.5%	45.1%
6	ACERTA SEGUROS	742,438.45	4.3%	10	23,803.17	0.2%	3.2%
7	ÓPTIMA COMPAÑÍA DE SEGUROS, S.A.	584,805.64	3.4%	8	152,205.59	1.4%	26.0%
8	ASEGURADORA ANCON, S.A	503,031.02	2.9%	7	184,687.68	1.7%	36.7%
9	SEGUROS BBA. CORP.	391,301.54	2.3%	11	0.00	0.0%	0.0%
10	NACIONAL DE SEGUROS DE PANAMÁ Y CENTROAMÉRICA	332,690.19	1.9%	12	0.00	0.0%	0.0%
11	ALIADO SEGUROS	153,081.52	0.9%	5	359,429.76	3.4%	234.8%
12	BANESCO SEGUROS, S.A.	133,188.65	0.8%	6	217,982.39	2.1%	163.7%
13	GENERAL DE SEGUROS, S.A.	42,642.57	0.2%	13	0.00	0.0%	0.0%
14	LA REGIONAL DE SEGUROS, S.A	41,540.66	0.2%	14	0.00	0.0%	0.0%
15	SEGUROS SURAMERICANA, S.A	4,324.30	0.0%	15	0.00	0.0%	0.0%
16	ASEGURADORA DEL ISTMO, S.A. (ADISA)	1,218.50	0.0%	16	0.00	0.0%	0.0%
17	ASEGURADORA GLOBAL, S.A	0.00	0.0%	17	0.00	0.0%	0.0%
18	BUPA PANAMÁ, S.A.	0.00	0.0%	18	0.00	0.0%	0.0%
19	CHUBB SEGUROS PANAMA, S.A.	0.00	0.0%	19	0.00	0.0%	0.0%
20	LA FLORESTA DE SEGUROS Y VIDA, S.A	0.00	0.0%	20	0.00	0.0%	0.0%
21	MERCANTIL PANAMÁ SEGUROS, S.A	0.00	0.0%	21	0.00	0.0%	0.0%
22	PAN AMERICAN LIFE INSURANCE DE PANAMÁ, S.A	0.00	0.0%	22	0.00	0.0%	0.0%
23	SAGICOR PANAMÁ, S.A	0.00	0.0%	23	0.00	0.0%	0.0%
24	SEGUROS FEDPA, S.A	0.00	0.0%	24	0.00	0.0%	0.0%
25	VIVIR COMPAÑÍA DE SEGUROS, SA.	0.00	0.0%	25	0.00	0.0%	0.0%
26	WORLDWIDE MEDICAL ASSURANCE, LTD	0.00	0.0%	26	0.00	0.0%	0.0%
TOTAL		\$17,242,683.88	100%		\$10,621,802.24	100%	61.6%



Superintendencia de Seguros y Reaseguros de Panamá

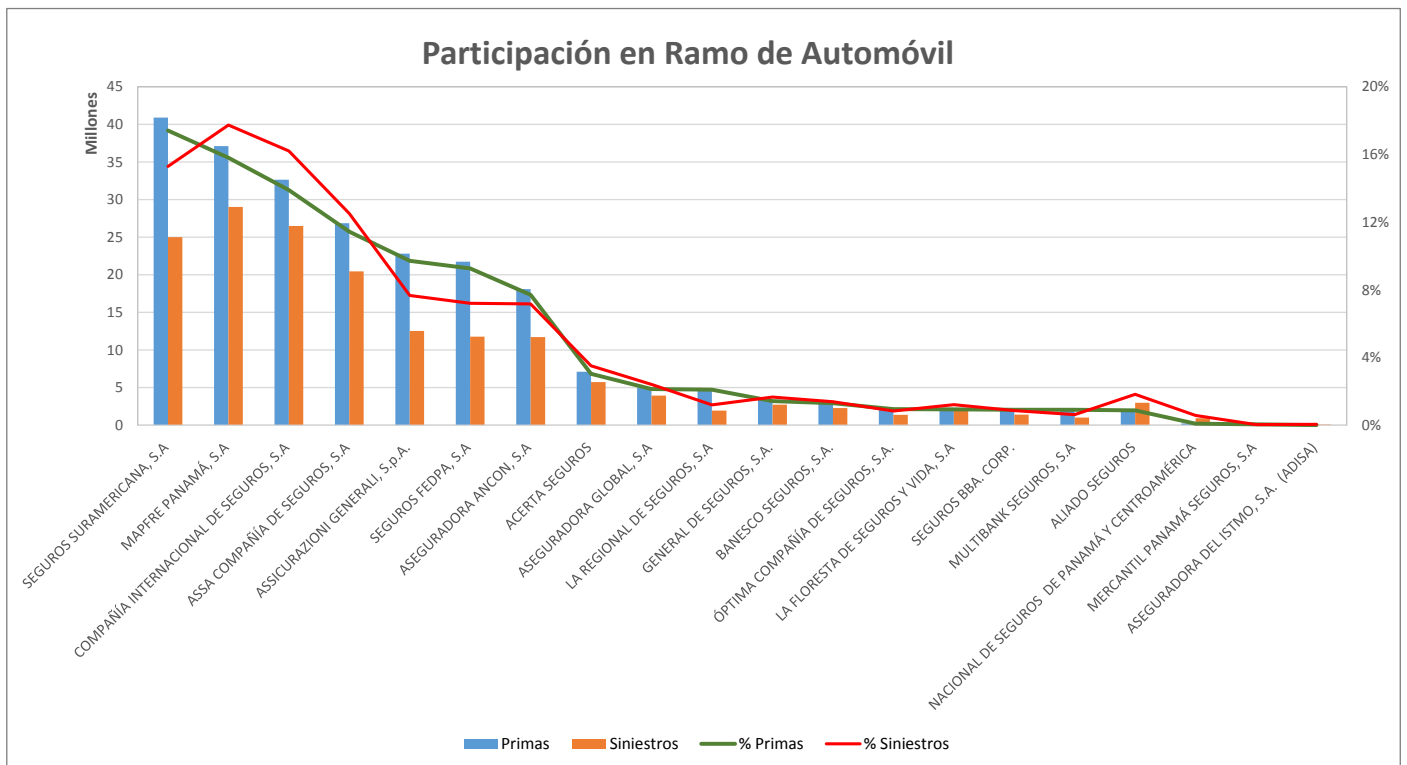
Participación de Mercado por Productos



AUTOMÓVIL

AL MES DE OCTUBRE DE 2017

#	Compañía de Seguros	Primas	% Primas	#	Siniestros	% Siniestros	Sinestralidad Promedio
1	SEGUROS SURAMERICANA, S.A	40,893,323.09	17.4%	3	25,012,066.53	15.3%	61.2%
2	MAPFRE PANAMÁ, S.A	37,116,604.63	15.8%	1	29,012,967.91	17.7%	78.2%
3	COMPAÑÍA INTERNACIONAL DE SEGUROS, S.A	32,630,256.18	13.9%	2	26,502,905.11	16.2%	81.2%
4	ASSA COMPAÑÍA DE SEGUROS, S.A	26,852,653.50	11.4%	4	20,456,370.61	12.5%	76.2%
5	ASSICURAZIONI GENERALI, S.p.A.	22,814,062.98	9.7%	5	12,535,196.57	7.7%	54.9%
6	SEGUROS FEDPA, S.A	21,752,862.33	9.3%	6	11,786,613.13	7.2%	54.2%
7	ASEGURADORA ANCON, S.A	18,089,642.85	7.7%	7	11,720,192.82	7.2%	64.8%
8	ACERTA SEGUROS	7,128,244.23	3.0%	8	5,743,645.27	3.5%	80.6%
9	ASEGURADORA GLOBAL, S.A	5,013,928.85	2.1%	9	3,941,591.01	2.4%	78.6%
10	LA REGIONAL DE SEGUROS, S.A	4,924,374.35	2.1%	14	1,959,215.54	1.2%	39.8%
11	GENERAL DE SEGUROS, S.A.	3,347,013.04	1.4%	11	2,729,695.69	1.7%	81.6%
12	BANESCO SEGUROS, S.A.	3,067,934.31	1.3%	12	2,282,902.97	1.4%	74.4%
13	ÓPTIMA COMPAÑÍA DE SEGUROS, S.A.	2,243,771.36	1.0%	16	1,379,368.65	0.8%	61.5%
14	LA FLORESTA DE SEGUROS Y VIDA, S.A	2,221,222.40	0.9%	13	1,994,260.12	1.2%	89.8%
15	SEGUROS BBA. CORP.	2,165,080.14	0.9%	15	1,413,063.08	0.9%	65.3%
16	MULTIBANK SEGUROS, S.A	2,158,803.46	0.9%	17	1,033,323.93	0.6%	47.9%
17	ALIADO SEGUROS	2,055,229.53	0.9%	10	2,993,904.14	1.8%	145.7%
18	NACIONAL DE SEGUROS DE PANAMÁ Y CENTROAMÉRICA	224,941.63	0.1%	18	944,549.03	0.6%	419.9%
19	MERCANTIL PANAMÁ SEGUROS, S.A	129,948.72	0.1%	20	66,269.04	0.0%	51.0%
20	ASEGURADORA DEL ISTMO, S.A. (ADISA)	23,612.00	0.0%	19	83,353.09	0.1%	353.0%
21	BUPA PANAMÁ, S.A.	0.00	0.0%	21	0.00	0.0%	0.0%
22	CHUBB SEGUROS PANAMA, S.A.	0.00	0.0%	22	0.00	0.0%	0.0%
23	PAN AMERICAN LIFE INSURANCE DE PANAMÁ, S.A	0.00	0.0%	23	0.00	0.0%	0.0%
24	SAGICOR PANAMÁ, S.A	0.00	0.0%	24	0.00	0.0%	0.0%
25	VIVIR COMPAÑÍA DE SEGUROS, SA.	0.00	0.0%	25	0.00	0.0%	0.0%
26	WORLDWIDE MEDICAL ASSURANCE, LTD	0.00	0.0%	26	0.00	0.0%	0.0%
TOTAL		\$234,853,509.58	100%		\$163,591,454.24	100%	69.7%



Superintendencia de Seguros y Reaseguros de Panamá

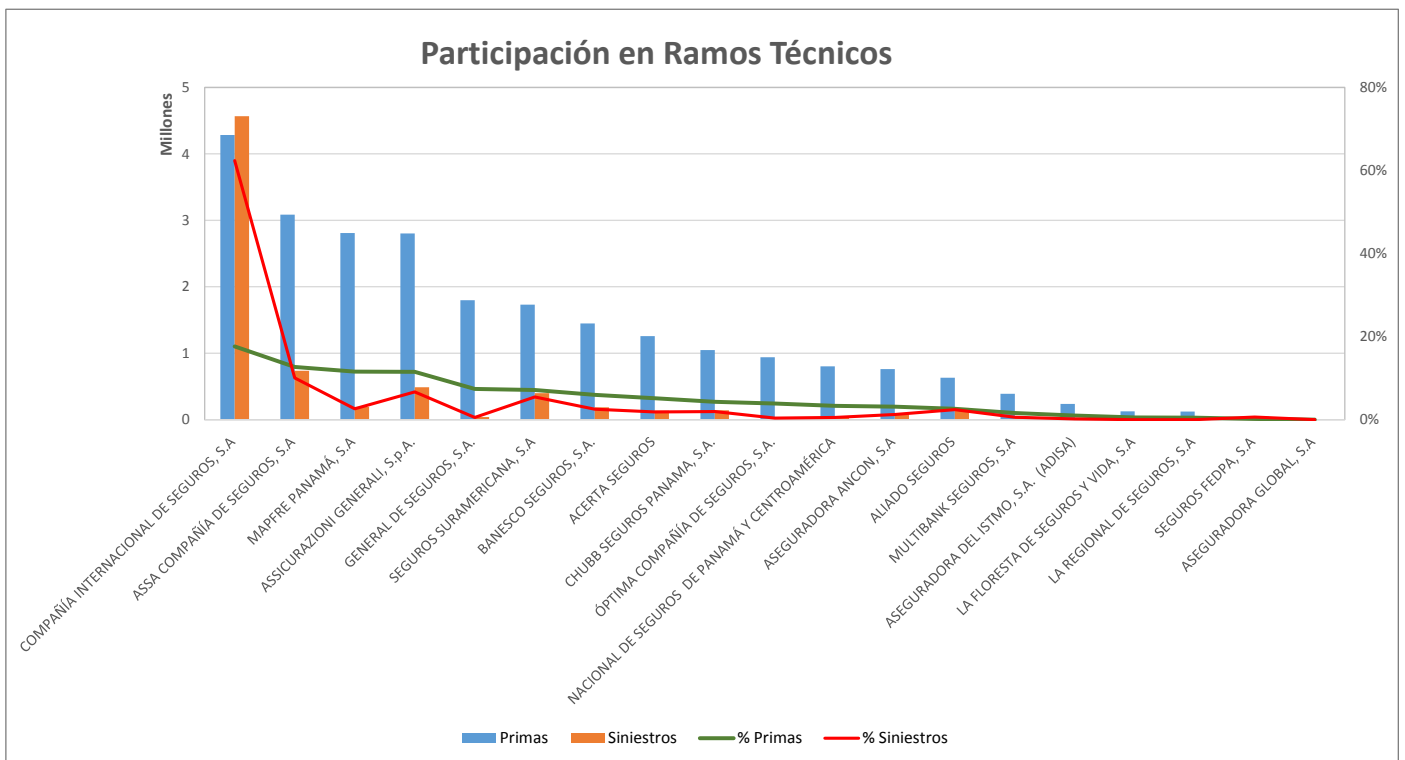
Participación de Mercado por Productos



RAMOS TÉCNICOS

AL MES DE OCTUBRE DE 2017

#	Compañía de Seguros	Primas	% Primas	#	Siniestros	% Siniestros	Sinestralidad Promedio
1	COMPAÑÍA INTERNACIONAL DE SEGUROS, S.A	4,283,290.99	17.6%	1	4,567,100.05	62.4%	106.6%
2	ASSA COMPAÑÍA DE SEGUROS, S.A	3,086,285.81	12.7%	2	735,775.26	10.0%	23.8%
3	MAPFRE PANAMÁ, S.A	2,807,601.08	11.6%	5	191,835.28	2.6%	6.8%
4	ASSICURAZIONI GENERALI, S.p.A.	2,802,054.65	11.5%	3	487,939.94	6.7%	17.4%
5	GENERAL DE SEGUROS, S.A.	1,798,667.28	7.4%	13	40,234.89	0.5%	2.2%
6	SEGUROS SURAMERICANA, S.A	1,731,787.30	7.1%	4	398,527.57	5.4%	23.0%
7	BANESCO SEGUROS, S.A.	1,447,248.04	6.0%	6	184,461.65	2.5%	12.7%
8	ACERTA SEGUROS	1,257,403.65	5.2%	9	134,751.57	1.8%	10.7%
9	CHUBB SEGUROS PANAMA, S.A.	1,046,658.66	4.3%	8	142,711.04	1.9%	13.6%
10	ÓPTIMA COMPAÑÍA DE SEGUROS, S.A.	939,059.55	3.9%	15	25,932.58	0.4%	2.8%
11	NACIONAL DE SEGUROS DE PANAMÁ Y CENTROAMÉRICA	803,505.40	3.3%	14	38,249.23	0.5%	4.8%
12	ASEGURADORA ANCON, S.A	762,407.19	3.1%	10	91,442.79	1.2%	12.0%
13	ALIADO SEGUROS	631,950.17	2.6%	7	176,882.62	2.4%	28.0%
14	MULTIBANK SEGUROS, S.A	390,177.64	1.6%	12	44,010.16	0.6%	11.3%
15	ASEGURADORA DEL ISTMO, S.A. (ADISA)	236,650.16	1.0%	16	11,941.41	0.2%	5.0%
16	LA FLORESTA DE SEGUROS Y VIDA, S.A	123,926.30	0.5%	18	0.00	0.0%	0.0%
17	LA REGIONAL DE SEGUROS, S.A	120,978.64	0.5%	19	0.00	0.0%	0.0%
18	SEGUROS FEDPA, S.A	46,966.43	0.2%	11	47,220.44	0.6%	100.5%
19	ASEGURADORA GLOBAL, S.A	0.00	0.0%	20	0.00	0.0%	0.0%
20	BUPA PANAMÁ, S.A.	0.00	0.0%	21	0.00	0.0%	0.0%
21	MERCANTIL PANAMÁ SEGUROS, S.A	0.00	0.0%	22	0.00	0.0%	0.0%
22	PAN AMERICAN LIFE INSURANCE DE PANAMÁ, S.A	0.00	0.0%	23	0.00	0.0%	0.0%
23	SAGICOR PANAMÁ, S.A	0.00	0.0%	24	0.00	0.0%	0.0%
24	VIVIR COMPAÑÍA DE SEGUROS, SA.	0.00	0.0%	25	0.00	0.0%	0.0%
25	WORLDWIDE MEDICAL ASSURANCE, LTD	0.00	0.0%	26	0.00	0.0%	0.0%
26	SEGUROS BBA. CORP.	-30,735.77	-0.1%	17	2,427.87	0.0%	-7.9%
TOTAL		\$24,285,883.17	100%		\$7,321,444.35	100%	30.1%



Superintendencia de Seguros y Reaseguros de Panamá

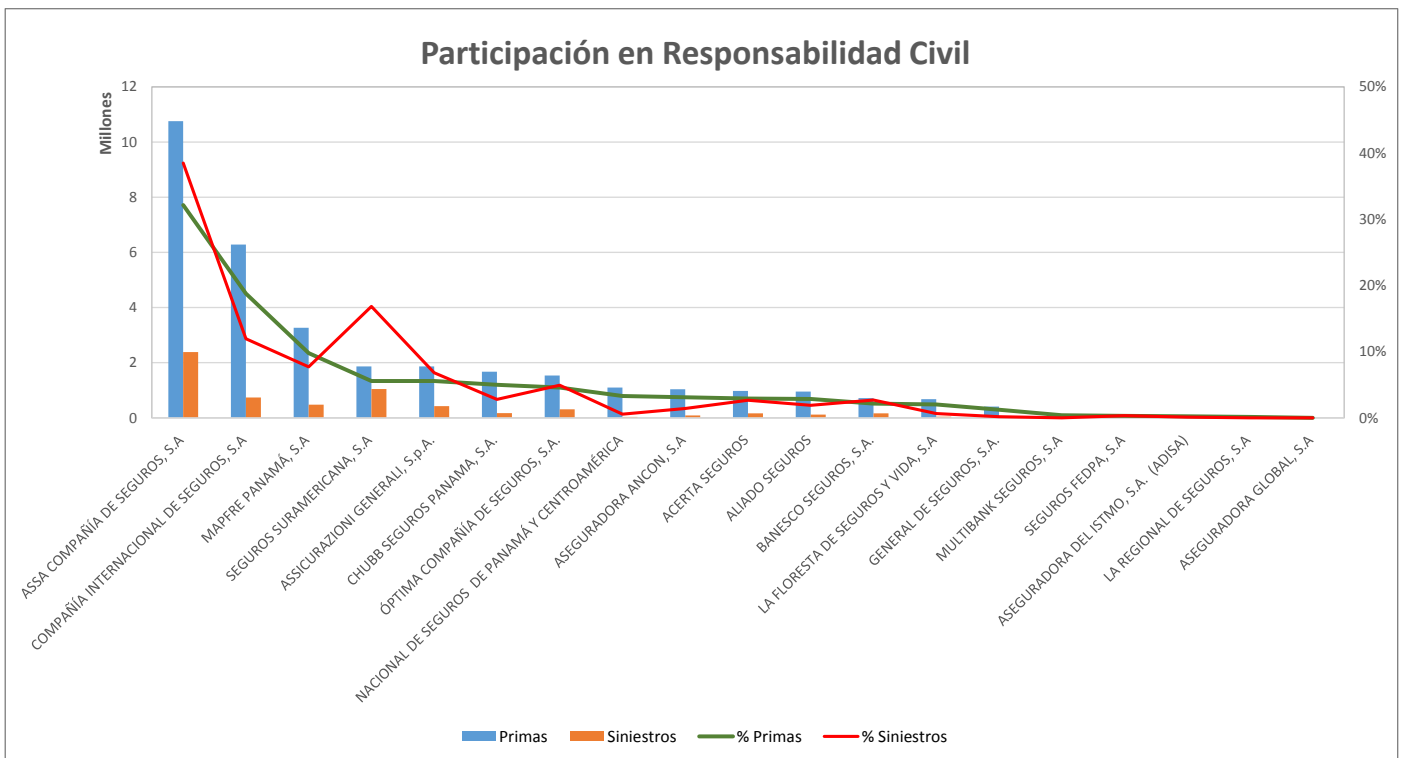
Participación de Mercado por Productos



RESPONSABILIDAD CIVIL

AL MES DE OCTUBRE DE 2017

#	Compañía de Seguros	Primas	% Primas	#	Siniestros	% Siniestros	Sinestralidad Promedio
1	ASSA COMPAÑÍA DE SEGUROS, S.A	10,756,943.53	32.1%	1	2,384,687.70	38.5%	22.2%
2	COMPAÑÍA INTERNACIONAL DE SEGUROS, S.A	6,286,148.06	18.8%	3	740,771.28	12.0%	11.8%
3	MAPFRE PANAMÁ, S.A	3,268,341.55	9.8%	4	477,017.01	7.7%	14.6%
4	SEGUROS SURAMERICANA, S.A	1,865,401.38	5.6%	2	1,042,455.64	16.8%	55.9%
5	ASSICURAZIONI GENERALI, S.p.A.	1,861,150.19	5.6%	5	421,566.43	6.8%	22.7%
6	CHUBB SEGUROS PANAMA, S.A.	1,674,807.77	5.0%	7	173,357.16	2.8%	10.4%
7	ÓPTIMA COMPAÑÍA DE SEGUROS, S.A.	1,534,540.93	4.6%	6	305,778.62	4.9%	19.9%
8	NACIONAL DE SEGUROS DE PANAMÁ Y CENTROAMÉRICA	1,100,417.05	3.3%	13	34,490.63	0.6%	3.1%
9	ASEGURADORA ANCON, S.A	1,037,559.72	3.1%	11	88,532.58	1.4%	8.5%
10	ACERTA SEGUROS	974,605.11	2.9%	9	164,427.94	2.7%	16.9%
11	ALIADO SEGUROS	954,978.54	2.9%	10	118,042.50	1.9%	12.4%
12	BANESCO SEGUROS, S.A.	716,149.37	2.1%	8	166,238.38	2.7%	23.2%
13	LA FLORESTA DE SEGUROS Y VIDA, S.A	677,932.30	2.0%	12	41,083.30	0.7%	6.1%
14	GENERAL DE SEGUROS, S.A.	410,288.13	1.2%	15	9,735.08	0.2%	2.4%
15	MULTIBANK SEGUROS, S.A	132,669.03	0.4%	17	0.00	0.0%	0.0%
16	SEGUROS FEDPA, S.A	96,399.52	0.3%	14	20,181.47	0.3%	20.9%
17	ASEGURADORA DEL ISTMO, S.A. (ADISA)	78,259.04	0.2%	16	7,268.67	0.1%	9.3%
18	LA REGIONAL DE SEGUROS, S.A	47,710.06	0.1%	18	0.00	0.0%	0.0%
19	ASEGURADORA GLOBAL, S.A	0.00	0.0%	19	0.00	0.0%	0.0%
20	BUPA PANAMÁ, S.A.	0.00	0.0%	20	0.00	0.0%	0.0%
21	MERCANTIL PANAMÁ SEGUROS, S.A	0.00	0.0%	21	0.00	0.0%	0.0%
22	PAN AMERICAN LIFE INSURANCE DE PANAMÁ, S.A	0.00	0.0%	22	0.00	0.0%	0.0%
23	SAGICOR PANAMÁ, S.A	0.00	0.0%	23	0.00	0.0%	0.0%
24	VIVIR COMPAÑÍA DE SEGUROS, SA.	0.00	0.0%	24	0.00	0.0%	0.0%
25	WORLDWIDE MEDICAL ASSURANCE, LTD	0.00	0.0%	25	0.00	0.0%	0.0%
26	SEGUROS BBA. CORP.	-8,976.74	0.0%	26	-811.71	0.0%	0.0%
TOTAL		\$33,465,324.54	100%		\$6,194,822.68	100%	18.5%



Superintendencia de Seguros y Reaseguros de Panamá

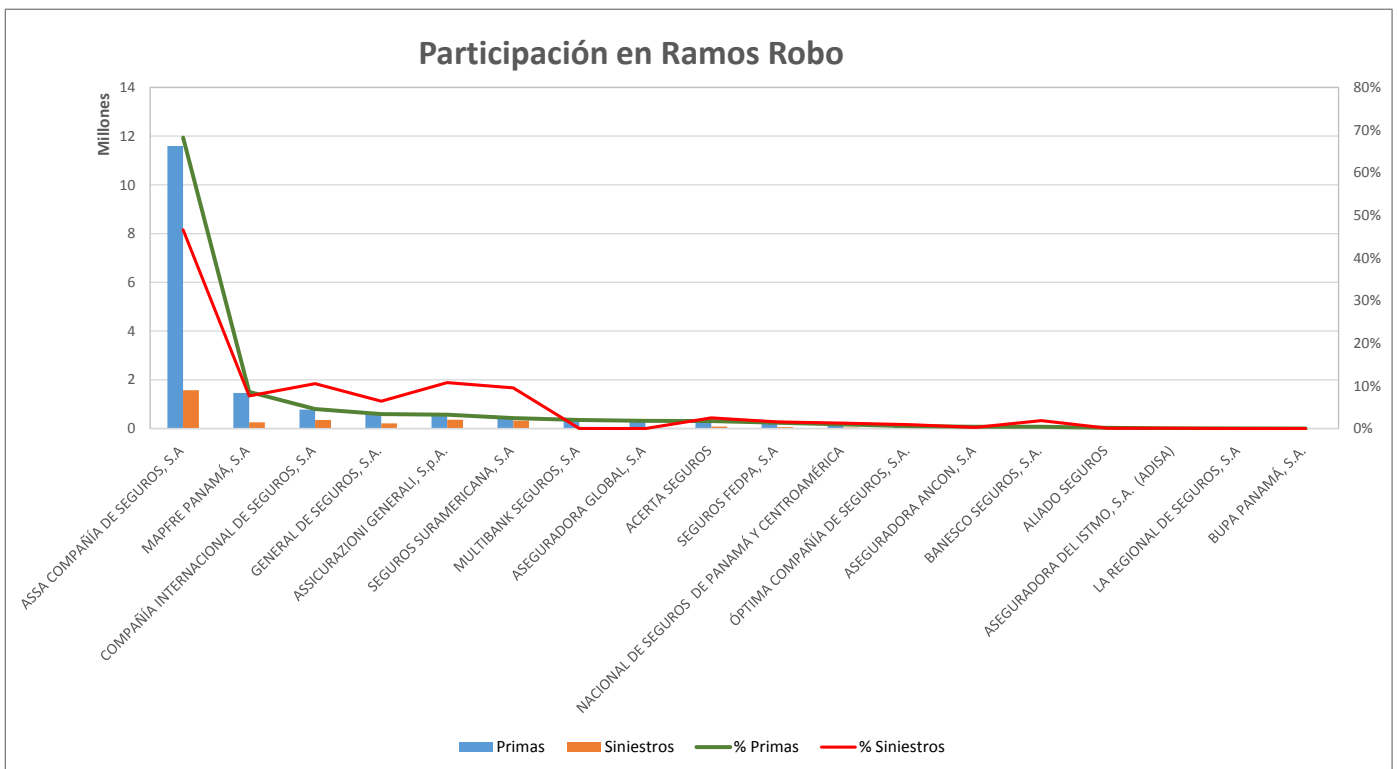
Participación de Mercado por Productos



RAMO DE ROBO

AL MES DE OCTUBRE DE 2017

#	Compañía de Seguros	Primas	% Primas	#	Siniestros	% Siniestros	Sinestralidad Promedio
1	ASSA COMPAÑÍA DE SEGUROS, S.A	11,597,563.93	68.2%	1	1,572,507.20	46.6%	13.6%
2	MAPFRE PANAMÁ, S.A	1,464,606.99	8.6%	5	257,558.50	7.6%	17.6%
3	COMPAÑÍA INTERNACIONAL DE SEGUROS, S.A	776,214.53	4.6%	3	354,446.40	10.5%	45.7%
4	GENERAL DE SEGUROS, S.A.	574,409.15	3.4%	6	215,942.31	6.4%	37.6%
5	ASSICURAZIONI GENERALI, S.p.A.	550,413.88	3.2%	2	363,581.61	10.8%	66.1%
6	SEGUROS SURAMERICANA, S.A	420,055.11	2.5%	4	320,958.11	9.5%	76.4%
7	MULTIBANK SEGUROS, S.A	344,752.46	2.0%	15	346.38	0.0%	0.1%
8	ASEGURADORA GLOBAL, S.A	304,147.03	1.8%	17	0.00	0.0%	0.0%
9	ACERTA SEGUROS	297,344.44	1.7%	7	85,085.63	2.5%	28.6%
10	SEGUROS FEDPA, S.A	228,028.56	1.3%	9	53,240.17	1.6%	23.3%
11	NACIONAL DE SEGUROS DE PANAMÁ Y CENTROAMÉRICA	166,611.10	1.0%	10	42,742.00	1.3%	25.7%
12	ÓPTIMA COMPAÑÍA DE SEGUROS, S.A.	98,841.84	0.6%	11	31,678.28	0.9%	32.0%
13	ASEGURADORA ANCON, S.A	73,659.05	0.4%	12	9,256.16	0.3%	12.6%
14	BANESCO SEGUROS, S.A.	71,034.95	0.4%	8	62,988.09	1.9%	88.7%
15	ALIADO SEGUROS	25,044.54	0.1%	14	1,799.13	0.1%	7.2%
16	ASEGURADORA DEL ISTMO, S.A. (ADISA)	3,870.73	0.0%	13	2,004.43	0.1%	51.8%
17	LA REGIONAL DE SEGUROS, S.A	300.00	0.0%	18	0.00	0.0%	0.0%
18	BUPA PANAMÁ, S.A.	0.00	0.0%	19	0.00	0.0%	0.0%
19	CHUBB SEGUROS PANAMA, S.A.	0.00	0.0%	20	0.00	0.0%	0.0%
20	LA FLORESTA DE SEGUROS Y VIDA, S.A	0.00	0.0%	21	0.00	0.0%	0.0%
21	MERCANTIL PANAMÁ SEGUROS, S.A	0.00	0.0%	22	0.00	0.0%	0.0%
22	PAN AMERICAN LIFE INSURANCE DE PANAMÁ, S.A	0.00	0.0%	23	0.00	0.0%	0.0%
23	SAGICOR PANAMÁ, S.A	0.00	0.0%	24	0.00	0.0%	0.0%
24	VIVIR COMPAÑÍA DE SEGUROS, SA.	0.00	0.0%	25	0.00	0.0%	0.0%
25	WORLDWIDE MEDICAL ASSURANCE, LTD	0.00	0.0%	26	0.00	0.0%	0.0%
26	SEGUROS BBA. CORP.	-78.12	0.0%	16	277.67	0.0%	-355.4%
TOTAL		\$16,996,820.17	100%		\$3,374,412.07	100%	19.9%



Superintendencia de Seguros y Reaseguros de Panamá

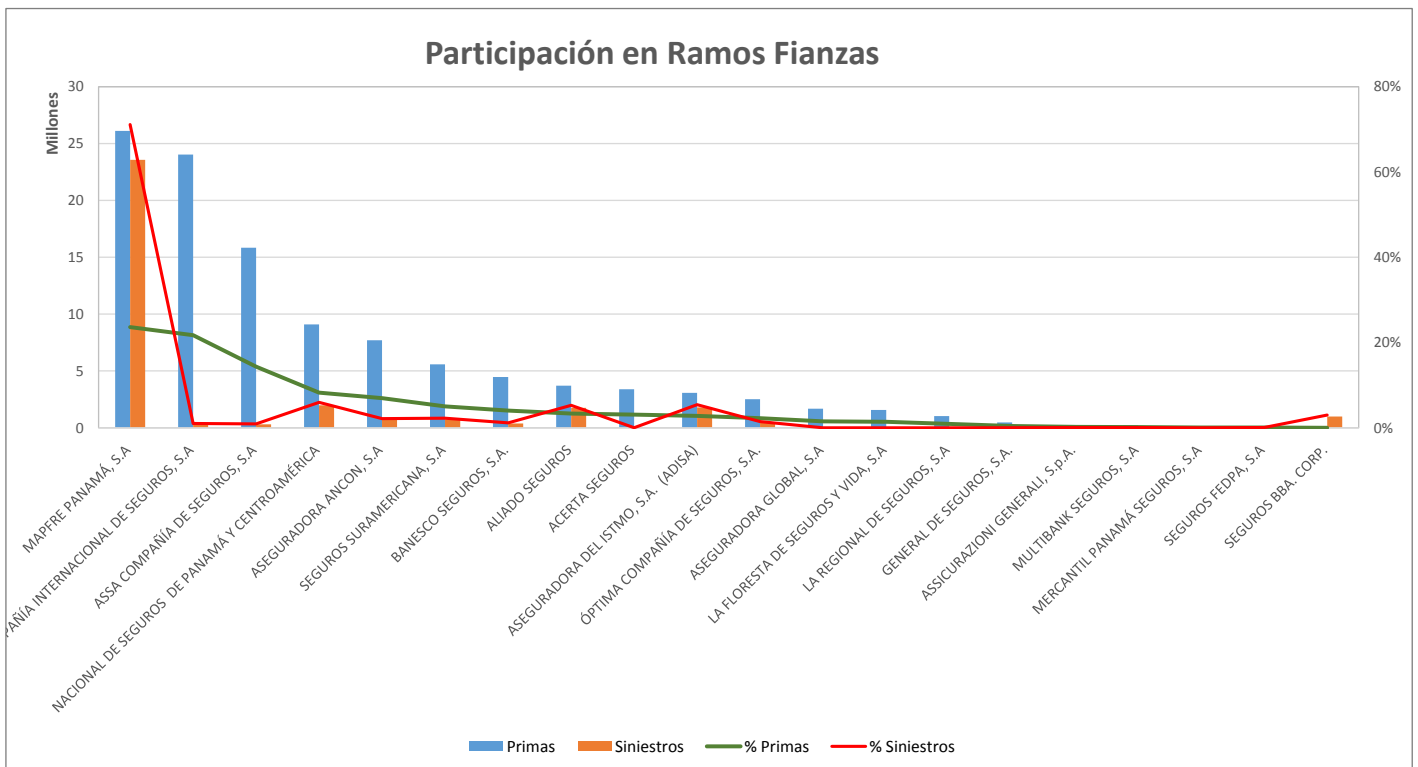
Participación de Mercado por Productos



RAMO DE FIANZAS

AL MES DE OCTUBRE DE 2017

#	Compañía de Seguros	Primas	% Primas	#	Siniestros	% Siniestros	Sinestralidad Promedio
1	MAPFRE PANAMÁ, S.A	26,105,724.89	23.6%	1	23,571,132.49	71.1%	90.3%
2	COMPAÑÍA INTERNACIONAL DE SEGUROS, S.A	24,030,987.05	21.7%	10	343,440.49	1.0%	1.4%
3	ASSA COMPAÑÍA DE SEGUROS, S.A	15,844,826.41	14.3%	11	297,452.46	0.9%	1.9%
4	NACIONAL DE SEGUROS DE PANAMÁ Y CENTROAMÉRICA	9,097,097.24	8.2%	2	1,978,839.33	6.0%	21.8%
5	ASEGURADORA ANCON, S.A	7,708,690.69	7.0%	7	709,276.58	2.1%	9.2%
6	SEGUROS SURAMERICANA, S.A	5,574,456.66	5.0%	6	751,400.42	2.3%	13.5%
7	BANESCO SEGUROS, S.A.	4,461,999.25	4.0%	9	386,414.47	1.2%	8.7%
8	ALIADO SEGUROS	3,697,500.10	3.3%	4	1,753,639.42	5.3%	47.4%
9	ACERTA SEGUROS	3,393,852.14	3.1%	16	428.00	0.0%	0.0%
10	ASEGURADORA DEL ISTMO, S.A. (ADISA)	3,066,638.86	2.8%	3	1,796,304.62	5.4%	58.6%
11	ÓPTIMA COMPAÑÍA DE SEGUROS, S.A.	2,515,729.68	2.3%	8	490,362.33	1.5%	19.5%
12	ASEGURADORA GLOBAL, S.A	1,674,083.38	1.5%	17	0.00	0.0%	0.0%
13	LA FLORESTA DE SEGUROS Y VIDA, S.A	1,571,137.10	1.4%	18	0.00	0.0%	0.0%
14	LA REGIONAL DE SEGUROS, S.A	1,029,412.53	0.9%	19	0.00	0.0%	0.0%
15	GENERAL DE SEGUROS, S.A.	478,079.56	0.4%	15	5,156.10	0.0%	1.1%
16	ASSICURAZIONI GENERALI, S.p.A.	243,361.24	0.2%	13	21,204.21	0.1%	8.7%
17	MULTIBANK SEGUROS, S.A	204,256.82	0.2%	14	20,000.00	0.1%	9.8%
18	MERCANTIL PANAMÁ SEGUROS, S.A	59,993.92	0.1%	20	0.00	0.0%	0.0%
19	SEGUROS FEDPA, S.A	56,506.36	0.1%	12	29,792.12	0.1%	52.7%
20	SEGUROS BBA. CORP.	3,730.21	0.0%	5	985,549.63	3.0%	26420.8%
21	BUPA PANAMÁ, S.A.	0.00	0.0%	21	0.00	0.0%	0.0%
22	PAN AMERICAN LIFE INSURANCE DE PANAMÁ, S.A	0.00	0.0%	22	0.00	0.0%	0.0%
23	SAGICOR PANAMÁ, S.A	0.00	0.0%	23	0.00	0.0%	0.0%
24	VIVIR COMPAÑÍA DE SEGUROS, SA.	0.00	0.0%	24	0.00	0.0%	0.0%
25	WORLDWIDE MEDICAL ASSURANCE, LTD	0.00	0.0%	25	0.00	0.0%	0.0%
26	CHUBB SEGUROS PANAMA, S.A.	-282,132.62	-0.3%	26	0.00	0.0%	0.0%
TOTAL		\$110,535,931.47	100%		\$33,140,392.67	100%	30.0%



Superintendencia de Seguros y Reaseguros de Panamá

Participación de Mercado por Productos



OTROS RAMOS

AL MES DE OCTUBRE DE 2017

#	Compañía de Seguros	Primas	% Primas	#	Siniestros	% Siniestros	Sinestralidad Promedio
1	COMPAÑÍA INTERNACIONAL DE SEGUROS, S.A	11,660,313.67	23.0%	1	5,582,287.24	57.7%	47.9%
2	ASSA COMPAÑÍA DE SEGUROS, S.A	9,797,009.37	19.4%	3	675,556.35	7.0%	6.9%
3	MAPFRE PANAMÁ, S.A	7,119,833.33	14.1%	2	892,270.31	9.2%	12.5%
4	GENERAL DE SEGUROS, S.A.	6,219,828.46	12.3%	9	179,590.70	1.9%	2.9%
5	SEGUROS SURAMERICANA, S.A	5,126,910.59	10.1%	4	655,046.41	6.8%	12.8%
6	ALIADO SEGUROS	3,709,582.69	7.3%	11	101,656.15	1.1%	2.7%
7	ASEGURADORA GLOBAL, S.A	2,041,175.69	4.0%	6	250,896.86	2.6%	12.3%
8	MERCANTIL PANAMÁ SEGUROS, S.A	1,198,631.70	2.4%	14	18,175.85	0.2%	1.5%
9	MULTIBANK SEGUROS, S.A	861,255.17	1.7%	12	98,268.12	1.0%	11.4%
10	LA FLORESTA DE SEGUROS Y VIDA, S.A	776,818.60	1.5%	7	192,128.10	2.0%	24.7%
11	ÓPTIMA COMPAÑÍA DE SEGUROS, S.A.	684,772.34	1.4%	8	190,714.21	2.0%	27.9%
12	NACIONAL DE SEGUROS DE PANAMÁ Y CENTROAMÉRICA	378,857.59	0.7%	18	650.80	0.0%	0.2%
13	ASSICURAZIONI GENERALI, S.p.A.	344,396.96	0.7%	10	157,694.53	1.6%	45.8%
14	ASEGURADORA ANCON, S.A	316,998.52	0.6%	5	626,133.10	6.5%	197.5%
15	LA REGIONAL DE SEGUROS, S.A	194,552.17	0.4%	15	14,665.57	0.2%	7.5%
16	ACERTA SEGUROS	166,394.23	0.3%	13	28,169.21	0.3%	16.9%
17	BANESCO SEGUROS, S.A.	6,472.93	0.0%	16	5,406.23	0.1%	83.5%
18	ASEGURADORA DEL ISTMO, S.A. (ADISA)	364.43	0.0%	17	1,522.45	0.0%	417.8%
19	BUPA PANAMÁ, S.A.	0.00	0.0%	19	0.00	0.0%	0.0%
20	CHUBB SEGUROS PANAMA, S.A.	0.00	0.0%	20	0.00	0.0%	0.0%
21	PAN AMERICAN LIFE INSURANCE DE PANAMÁ, S.A	0.00	0.0%	21	0.00	0.0%	0.0%
22	SAGICOR PANAMÁ, S.A	0.00	0.0%	22	0.00	0.0%	0.0%
23	SEGUROS BBA. CORP.	0.00	0.0%	23	0.00	0.0%	0.0%
24	SEGUROS FEDPA, S.A	0.00	0.0%	24	0.00	0.0%	0.0%
25	VIVIR COMPAÑÍA DE SEGUROS, SA.	0.00	0.0%	25	0.00	0.0%	0.0%
26	WORLDWIDE MEDICAL ASSURANCE, LTD	0.00	0.0%	26	0.00	0.0%	0.0%
TOTAL		\$50,604,168.44	100%		\$9,670,832.19	100%	19.1%

