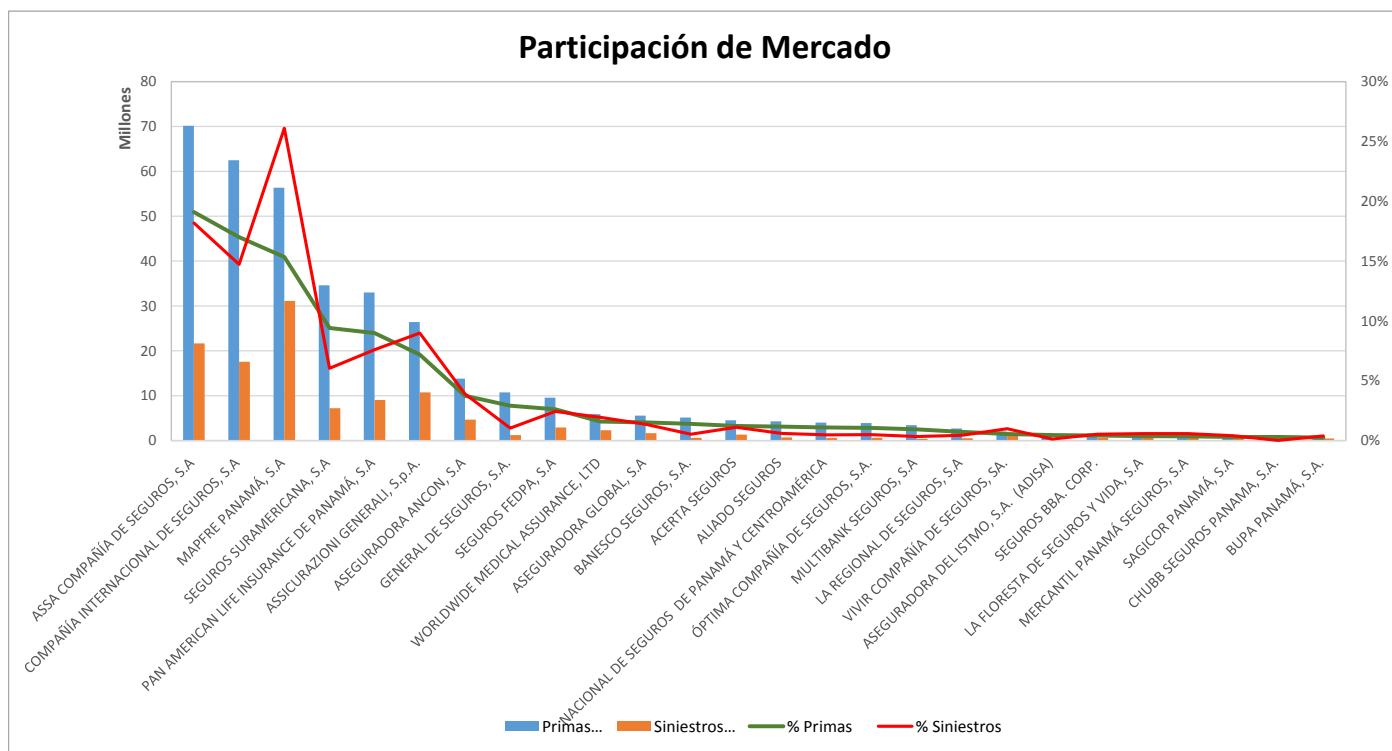


Superintendencia de Seguros y Reaseguros de Panamá Participación de Mercado por Productos



AL 31 DE MARZO DE 2018

#	Compañía de Seguros	Primas Suscritas	% Primas	#	Siniestros Pagados	% Siniestros	Sinestralidad Promedio
1	ASSA COMPAÑÍA DE SEGUROS, S.A	70,173,825.40	19.1%	2	21,678,658.38	18.2%	30.9%
2	COMPAÑÍA INTERNACIONAL DE SEGUROS, S.A	62,462,509.02	17.0%	3	17,547,776.03	14.7%	28.1%
3	MAPFRE PANAMÁ, S.A	56,354,008.57	15.3%	1	31,115,039.08	26.1%	55.2%
4	SEGUROS SURAMERICANA, S.A	34,590,665.25	9.4%	6	7,195,175.15	6.0%	20.8%
5	PAN AMERICAN LIFE INSURANCE DE PANAMÁ, S.A	33,007,768.44	9.0%	5	9,051,721.07	7.6%	27.4%
6	ASSICURAZIONI GENERALI, S.p.A.	26,396,303.56	7.2%	4	10,722,727.52	9.0%	40.6%
7	ASEGURADORA ANCON, S.A	13,790,774.36	3.8%	7	4,662,641.74	3.9%	33.8%
8	GENERAL DE SEGUROS, S.A.	10,733,176.51	2.9%	12	1,239,447.17	1.0%	11.5%
9	SEGUROS FEDPA, S.A	9,581,903.66	2.6%	8	2,912,570.34	2.4%	30.4%
10	WORLDWIDE MEDICAL ASSURANCE, LTD	5,876,076.80	1.6%	9	2,324,670.32	2.0%	39.6%
11	ASEGURADORA GLOBAL, S.A	5,573,314.81	1.5%	10	1,632,348.82	1.4%	29.3%
12	BANESCO SEGUROS, S.A.	5,118,341.74	1.4%	17	636,203.46	0.5%	12.4%
13	ACERTA SEGUROS	4,509,074.29	1.2%	11	1,330,440.72	1.1%	29.5%
14	ALIADO SEGUROS	4,265,716.47	1.2%	14	719,966.63	0.6%	16.9%
15	NACIONAL DE SEGUROS DE PANAMÁ Y CENTROAMÉRICA	4,014,849.69	1.1%	20	565,163.14	0.5%	14.1%
16	ÓPTIMA COMPAÑÍA DE SEGUROS, S.A.	3,922,045.15	1.1%	19	601,606.44	0.5%	15.3%
17	MULTIBANK SEGUROS, S.A	3,430,273.35	0.9%	24	400,111.09	0.3%	11.7%
18	LA REGIONAL DE SEGUROS, S.A	2,669,208.99	0.7%	21	522,618.59	0.4%	19.6%
19	VIVIR COMPAÑÍA DE SEGUROS, S.A.	2,014,701.44	0.5%	13	1,183,711.63	1.0%	58.8%
20	ASEGURADORA DEL ISTMO, S.A. (ADISA)	1,672,612.57	0.5%	25	154,572.98	0.1%	9.2%
21	SEGUROS BBA. CORP.	1,542,623.96	0.4%	18	625,259.72	0.5%	40.5%
22	LA FLORESTA DE SEGUROS Y VIDA, S.A	1,371,670.40	0.4%	15	705,916.90	0.6%	51.5%
23	MERCANTIL PANAMÁ SEGUROS, S.A	1,274,885.81	0.3%	16	701,986.23	0.6%	55.1%
24	SAGICOR PANAMÁ, S.A	1,121,321.25	0.3%	22	480,717.16	0.4%	42.9%
25	CHUBB SEGUROS PANAMA, S.A.	1,093,033.18	0.3%	26	14,380.98	0.0%	1.3%
26	BUPA PANAMÁ, S.A.	908,353.61	0.2%	23	468,332.96	0.4%	51.6%
TOTAL		\$367,469,038.28	100%		\$119,193,764.25	100%	32.4%



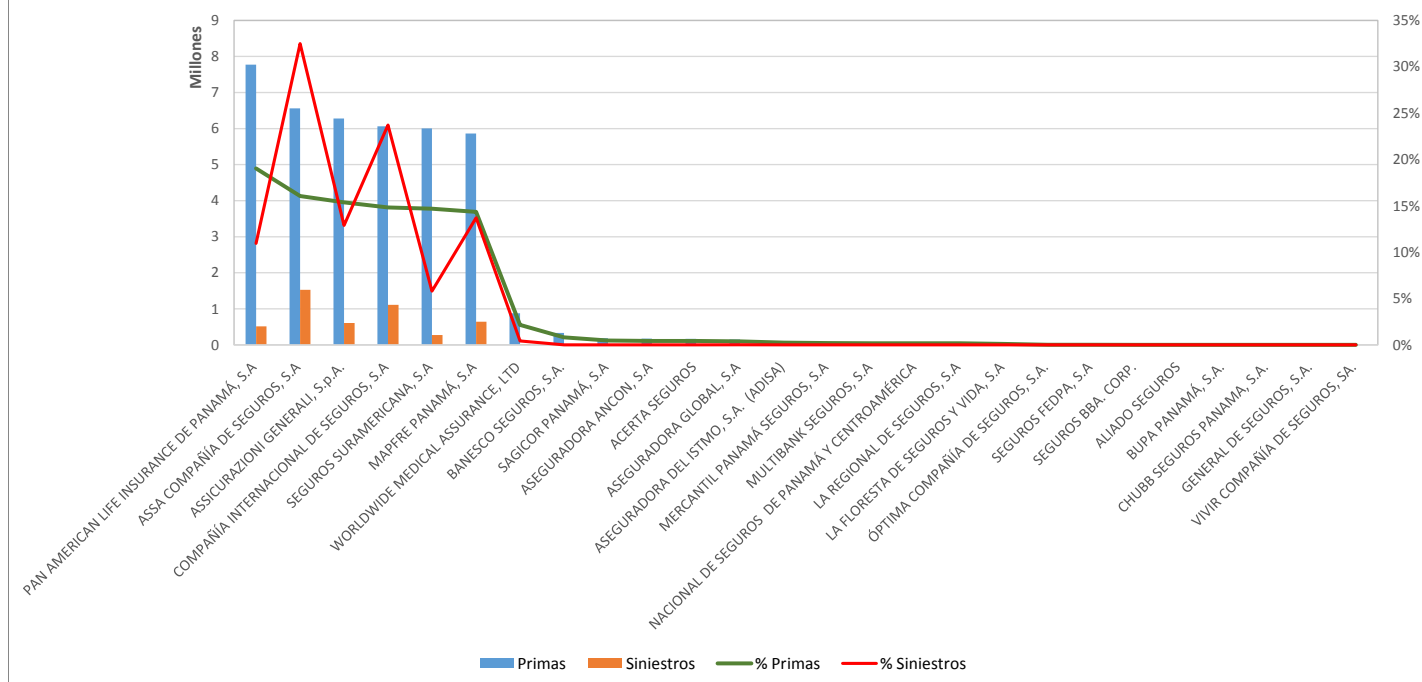
Superintendencia de Seguros y Reaseguros de Panamá Participación de Mercado por Productos



VIDA INDIVIDUAL AL 31 DE MARZO DE 2018

#	Compañía de Seguros	Primas	% Primas	#	Siniestros	% Siniestros	Sinestralidad Promedio
1	PAN AMERICAN LIFE INSURANCE DE PANAMÁ, S.A	7,776,820.08	19.0%	5	513,573.20	11.0%	6.6%
2	ASSA COMPAÑÍA DE SEGUROS, S.A	6,558,795.62	16.1%	1	1,524,225.49	32.5%	23.2%
3	ASSICURAZIONI GENERALI, S.p.A.	6,281,469.78	15.4%	4	604,850.31	12.9%	9.6%
4	COMPAÑÍA INTERNACIONAL DE SEGUROS, S.A	6,061,662.23	14.8%	2	1,111,989.28	23.7%	18.3%
5	SEGUROS SURAMERICANA, S.A	6,004,402.21	14.7%	6	272,066.64	5.8%	4.5%
6	MAPFRE PANAMÁ, S.A	5,862,208.62	14.3%	3	642,523.54	13.7%	11.0%
7	WORLDWIDE MEDICAL ASSURANCE, LTD	878,143.18	2.1%	7	20,000.00	0.4%	2.3%
8	BANESCO SEGUROS, S.A.	328,706.32	0.8%	9	0.00	0.0%	0.0%
9	SAGICOR PANAMÁ, S.A	185,572.74	0.5%	10	0.00	0.0%	0.0%
10	ASEGURADORA ANCON, S.A	173,534.79	0.4%	11	0.00	0.0%	0.0%
11	ACERTA SEGUROS	169,399.84	0.4%	12	0.00	0.0%	0.0%
12	ASEGURADORA GLOBAL, S.A	150,864.74	0.4%	8	300.00	0.0%	0.2%
13	ASEGURADORA DEL ISTMO, S.A. (ADISA)	101,264.89	0.2%	13	0.00	0.0%	0.0%
14	MERCANTIL PANAMÁ SEGUROS, S.A	77,689.43	0.2%	14	0.00	0.0%	0.0%
15	MULTIBANK SEGUROS, S.A	70,606.69	0.2%	15	0.00	0.0%	0.0%
16	NACIONAL DE SEGUROS DE PANAMÁ Y CENTROAMÉRICA	67,009.58	0.2%	16	0.00	0.0%	0.0%
17	LA REGIONAL DE SEGUROS, S.A	65,751.68	0.2%	17	0.00	0.0%	0.0%
18	LA FLORESTA DE SEGUROS Y VIDA, S.A	37,537.50	0.1%	18	0.00	0.0%	0.0%
19	ÓPTIMA COMPAÑÍA DE SEGUROS, S.A.	5,352.82	0.0%	19	0.00	0.0%	0.0%
20	SEGUROS FEDPA, S.A	4,028.61	0.0%	20	0.00	0.0%	0.0%
21	SEGUROS BBA. CORP.	0.00	0.0%	21	0.00	0.0%	0.0%
22	ALIADO SEGUROS	0.00	0.0%	22	0.00	0.0%	0.0%
23	BUPA PANAMÁ, S.A.	0.00	0.0%	23	0.00	0.0%	0.0%
24	CHUBB SEGUROS PANAMA, S.A.	0.00	0.0%	24	0.00	0.0%	0.0%
25	GENERAL DE SEGUROS, S.A.	0.00	0.0%	25	0.00	0.0%	0.0%
26	VIVIR COMPAÑÍA DE SEGUROS, SA.	0.00	0.0%	26	0.00	0.0%	0.0%
TOTAL		\$40,860,821.35	100%		\$4,689,528.46	100%	11.5%

Participación en Vida Individual



Superintendencia de Seguros y Reaseguros de Panamá Participación de Mercado por Productos

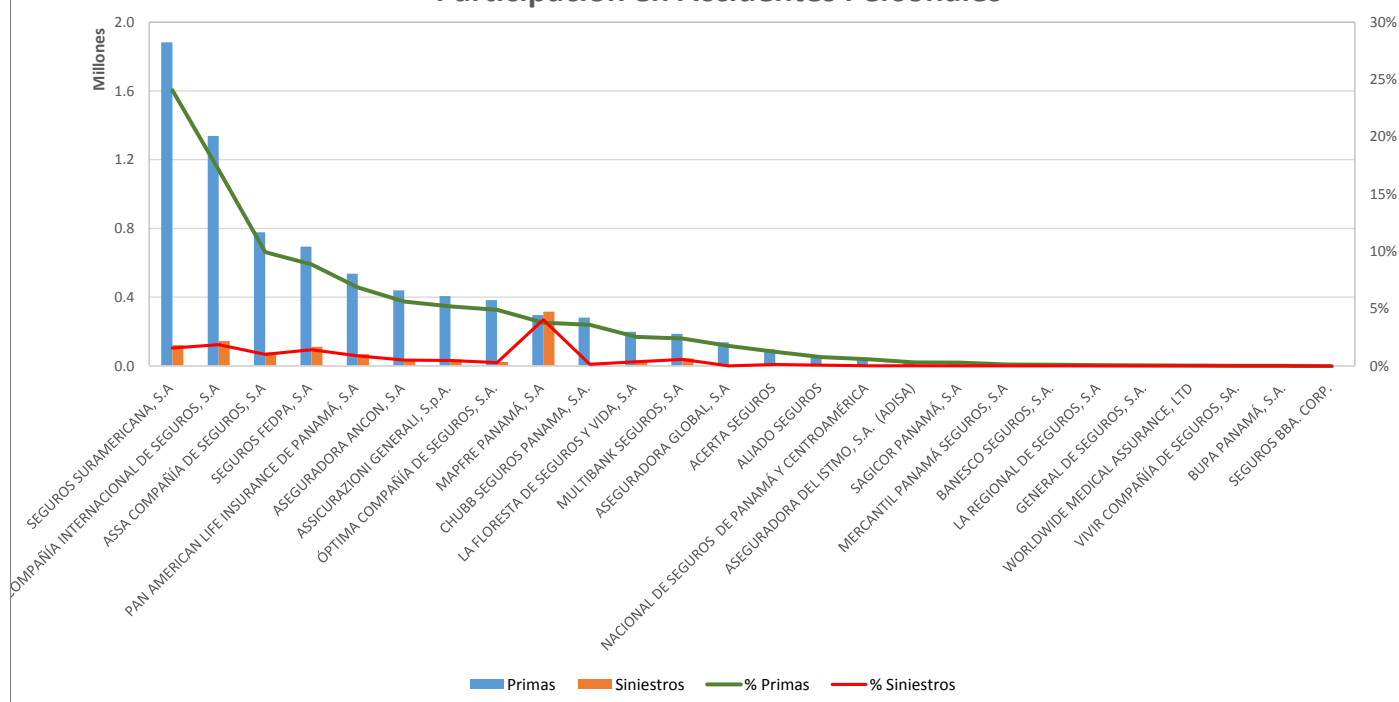


ACCIDENTES PERSONALES

AL 31 DE MARZO DE 2018

#	Compañía de Seguros	Primas	% Primas	#	Siniestros	% Siniestros	Sinestralidad Promedio
1	SEGUROS SURAMERICANA, S.A	1,883,390.81	24.1%	3	121,277.83	1.5%	6.4%
2	COMPAÑÍA INTERNACIONAL DE SEGUROS, S.A	1,338,822.04	17.1%	2	144,669.26	1.8%	10.8%
3	ASSA COMPAÑÍA DE SEGUROS, S.A	777,411.49	9.9%	5	78,257.34	1.0%	10.1%
4	SEGUROS FEDPA, S.A	694,078.14	8.9%	4	111,016.43	1.4%	16.0%
5	PAN AMERICAN LIFE INSURANCE DE PANAMÁ, S.A	536,446.37	6.9%	6	68,409.75	0.9%	12.8%
6	ASEGURADORA ANCON, S.A	439,046.88	5.6%	8	39,977.39	0.5%	9.1%
7	ASSICURAZIONI GENERALI, S.p.A.	405,788.74	5.2%	9	36,074.43	0.5%	8.9%
8	ÓPTIMA COMPAÑÍA DE SEGUROS, S.A.	382,571.19	4.9%	11	22,723.93	0.3%	5.9%
9	MAPFRE PANAMÁ, S.A	295,553.25	3.8%	1	315,367.09	4.0%	106.7%
10	CHUBB SEGUROS PANAMA, S.A.	280,668.88	3.6%	12	10,201.18	0.1%	3.6%
11	LA FLORESTA DE SEGUROS Y VIDA, S.A	198,697.70	2.5%	10	28,452.90	0.4%	14.3%
12	MULTIBANK SEGUROS, S.A	186,689.68	2.4%	7	43,688.05	0.6%	23.4%
13	ASEGURADORA GLOBAL, S.A	136,793.04	1.7%	19	0.00	0.0%	0.0%
14	ACERTA SEGUROS	96,207.72	1.2%	13	8,919.50	0.1%	9.3%
15	ALIADO SEGUROS	60,187.64	0.8%	14	5,390.44	0.1%	9.0%
16	NACIONAL DE SEGUROS DE PANAMÁ Y CENTROAMÉRICA	45,555.19	0.6%	17	35.15	0.0%	0.1%
17	ASEGURADORA DEL ISTMO, S.A. (ADISA)	23,145.41	0.3%	15	797.32	0.0%	3.4%
18	SAGICOR PANAMÁ, S.A	22,011.10	0.3%	20	0.00	0.0%	0.0%
19	MERCANTIL PANAMÁ SEGUROS, S.A	9,361.95	0.1%	21	0.00	0.0%	0.0%
20	BANESCO SEGUROS, S.A.	7,954.18	0.1%	22	0.00	0.0%	0.0%
21	LA REGIONAL DE SEGUROS, S.A	5,176.92	0.1%	23	0.00	0.0%	0.0%
22	GENERAL DE SEGUROS, S.A.	2,874.03	0.0%	24	0.00	0.0%	0.0%
23	WORLDWIDE MEDICAL ASSURANCE, LTD	2,363.25	0.0%	18	23.06	0.0%	1.0%
24	VIVIR COMPAÑÍA DE SEGUROS, SA.	323.34	0.0%	25	0.00	0.0%	0.0%
25	BUPA PANAMÁ, S.A.	0.00	0.0%	26	0.00	0.0%	0.0%
26	SEGUROS BBA. CORP.	-6,106.94	-0.1%	16	160.00	0.0%	-2.6%
TOTAL		\$7,825,012.00	100%		\$1,035,441.05	100%	13.2%

Participación en Accidentes Personales



Superintendencia de Seguros y Reaseguros de Panamá Participación de Mercado por Productos

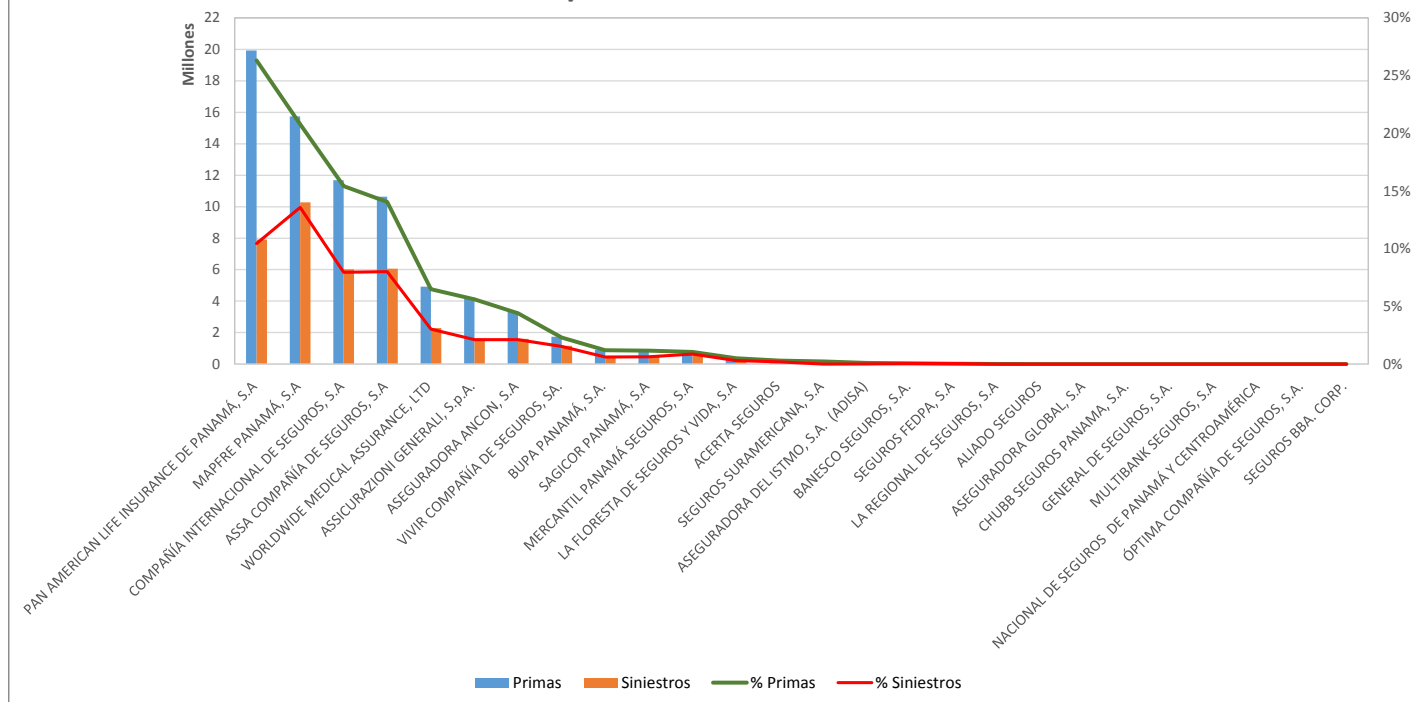


SALUD

AL 31 DE MARZO DE 2018

#	Compañía de Seguros	Primas	% Primas	#	Siniestros	% Siniestros	Sinestralidad Promedio
1	PAN AMERICAN LIFE INSURANCE DE PANAMÁ, S.A	19,925,956.80	26.3%	2	7,913,058.06	10.4%	39.7%
2	MAPFRE PANAMÁ, S.A	15,739,741.29	20.8%	1	10,280,940.12	13.6%	65.3%
3	COMPAÑÍA INTERNACIONAL DE SEGUROS, S.A	11,680,017.55	15.4%	4	6,022,159.80	8.0%	51.6%
4	ASSA COMPAÑÍA DE SEGUROS, S.A	10,632,217.97	14.0%	3	6,059,975.36	8.0%	57.0%
5	WORLDWIDE MEDICAL ASSURANCE, LTD	4,918,184.16	6.5%	5	2,288,248.75	3.0%	46.5%
6	ASSICURAZIONI GENERALI, S.p.A.	4,253,855.41	5.6%	7	1,606,347.01	2.1%	37.8%
7	ASEGURADORA ANCON, S.A	3,331,914.46	4.4%	6	1,607,270.28	2.1%	48.2%
8	VIVIR COMPAÑÍA DE SEGUROS, SA.	1,741,721.19	2.3%	8	1,153,956.00	1.5%	66.3%
9	BUPA PANAMÁ, S.A.	908,353.61	1.2%	11	468,332.96	0.6%	51.6%
10	SAGICOR PANAMÁ, S.A	876,476.30	1.2%	10	478,579.16	0.6%	54.6%
11	MERCANTIL PANAMÁ SEGUROS, S.A	796,356.93	1.1%	9	662,861.40	0.9%	83.2%
12	LA FLORESTA DE SEGUROS Y VIDA, S.A	382,702.60	0.5%	12	232,890.50	0.3%	60.9%
13	ACERTA SEGUROS	228,539.64	0.3%	13	141,391.33	0.2%	61.9%
14	SEGUROS SURAMERICANA, S.A	174,419.79	0.2%	17	0.00	0.0%	0.0%
15	ASEGURADORA DEL ISTMO, S.A. (ADISA)	76,527.73	0.1%	16	1,759.60	0.0%	2.3%
16	BANESCO SEGUROS, S.A.	43,330.55	0.1%	14	36,236.81	0.0%	83.6%
17	SEGUROS FEDPA, S.A	14,177.52	0.0%	15	32,485.27	0.0%	229.1%
18	LA REGIONAL DE SEGUROS, S.A	1,824.50	0.0%	18	0.00	0.0%	0.0%
19	ALIADO SEGUROS	0.00	0.0%	19	0.00	0.0%	0.0%
20	ASEGURADORA GLOBAL, S.A	0.00	0.0%	20	0.00	0.0%	0.0%
21	CHUBB SEGUROS PANAMA, S.A.	0.00	0.0%	21	0.00	0.0%	0.0%
22	GENERAL DE SEGUROS, S.A.	0.00	0.0%	22	0.00	0.0%	0.0%
23	MULTIBANK SEGUROS, S.A	0.00	0.0%	23	0.00	0.0%	0.0%
24	NACIONAL DE SEGUROS DE PANAMÁ Y CENTROAMÉRICA	0.00	0.0%	24	0.00	0.0%	0.0%
25	ÓPTIMA COMPAÑÍA DE SEGUROS, S.A.	0.00	0.0%	25	0.00	0.0%	0.0%
26	SEGUROS BBA. CORP.	0.00	0.0%	26	0.00	0.0%	0.0%
TOTAL		\$75,726,318.00	100%		\$38,986,492.41	100%	51.5%

Participación en Ramo de Salud



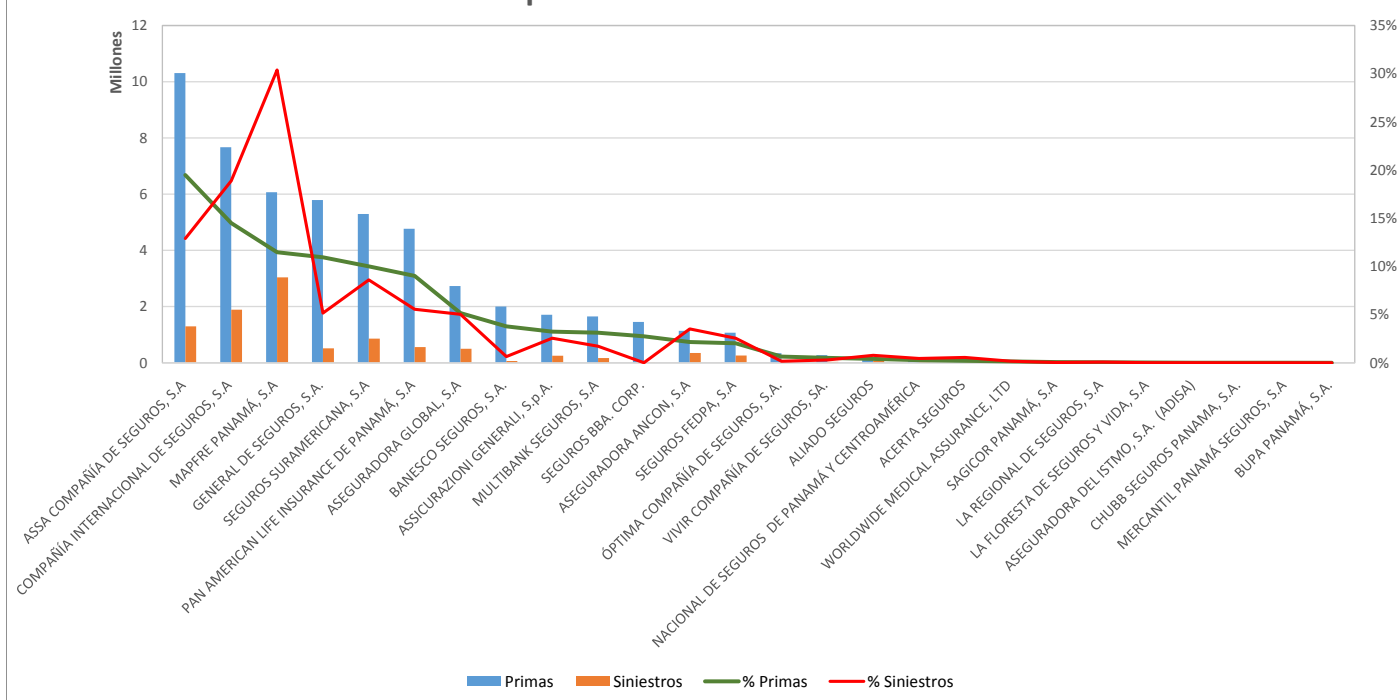
Superintendencia de Seguros y Reaseguros de Panamá Participación de Mercado por Productos



COLECTIVO DE VIDA AL 31 DE MARZO DE 2018

#	Compañía de Seguros	Primas	% Primas	#	Siniestros	% Siniestros	Sinestralidad Promedio
1	ASSA COMPAÑÍA DE SEGUROS, S.A	10,306,706.38	19.5%	3	1,292,444.03	12.9%	12.5%
2	COMPAÑÍA INTERNACIONAL DE SEGUROS, S.A	7,667,280.99	14.5%	2	1,890,283.70	18.9%	24.7%
3	MAPFRE PANAMÁ, S.A	6,069,212.79	11.5%	1	3,041,926.12	30.4%	50.1%
4	GENERAL DE SEGUROS, S.A.	5,792,978.28	11.0%	6	515,644.18	5.2%	8.9%
5	SEGUROS SURAMERICANA, S.A	5,290,824.18	10.0%	4	860,690.09	8.6%	16.3%
6	PAN AMERICAN LIFE INSURANCE DE PANAMÁ, S.A	4,768,545.19	9.0%	5	556,680.06	5.6%	11.7%
7	ASEGURADORA GLOBAL, S.A	2,729,859.41	5.2%	7	502,466.81	5.0%	18.4%
8	BANESCO SEGUROS, S.A.	1,998,851.76	3.8%	13	65,391.40	0.7%	3.3%
9	ASSICURAZIONI GENERALI, S.p.A.	1,711,889.29	3.2%	10	254,819.54	2.5%	14.9%
10	MULTIBANK SEGUROS, S.A	1,648,669.03	3.1%	11	171,314.03	1.7%	10.4%
11	SEGUROS BBA. CORP.	1,451,484.80	2.7%	22	900.00	0.0%	0.1%
12	ASEGURADORA ANCON, S.A	1,138,730.75	2.2%	8	351,185.35	3.5%	30.8%
13	SEGUROS FEDPA, S.A	1,073,933.93	2.0%	9	255,322.53	2.6%	23.8%
14	ÓPTIMA COMPAÑÍA DE SEGUROS, S.A.	340,089.35	0.6%	17	17,162.26	0.2%	5.0%
15	VIVIR COMPAÑÍA DE SEGUROS, SA.	272,656.91	0.5%	16	29,755.63	0.3%	10.9%
16	ALIADO SEGUROS	215,603.32	0.4%	12	77,351.99	0.8%	35.9%
17	NACIONAL DE SEGUROS DE PANAMÁ Y CENTROAMÉRICA	140,235.16	0.3%	15	45,204.84	0.5%	32.2%
18	ACERTA SEGUROS	106,102.07	0.2%	14	55,016.96	0.5%	51.9%
19	WORLDWIDE MEDICAL ASSURANCE, LTD	77,386.21	0.1%	18	16,398.51	0.2%	21.2%
20	SAGICOR PANAMÁ, S.A	37,261.11	0.1%	20	2,138.00	0.0%	5.7%
21	LA REGIONAL DE SEGUROS, S.A	31,984.92	0.1%	19	7,035.00	0.1%	22.0%
22	LA FLORESTA DE SEGUROS Y VIDA, S.A	22,212.10	0.0%	21	1,800.00	0.0%	8.1%
23	ASEGURADORA DEL ISTMO, S.A. (ADISA)	6,131.50	0.0%	23	299.80	0.0%	4.9%
24	CHUBB SEGUROS PANAMA, S.A.	1,496.10	0.0%	24	0.00	0.0%	0.0%
25	MERCANTIL PANAMÁ SEGUROS, S.A	1,453.32	0.0%	25	0.00	0.0%	0.0%
26	BUPA PANAMÁ, S.A.	0.00	0.0%	26	0.00	0.0%	0.0%
TOTAL		\$52,901,578.85	100%		\$10,011,230.83	100%	18.9%

Participación en Colectivo de Vida

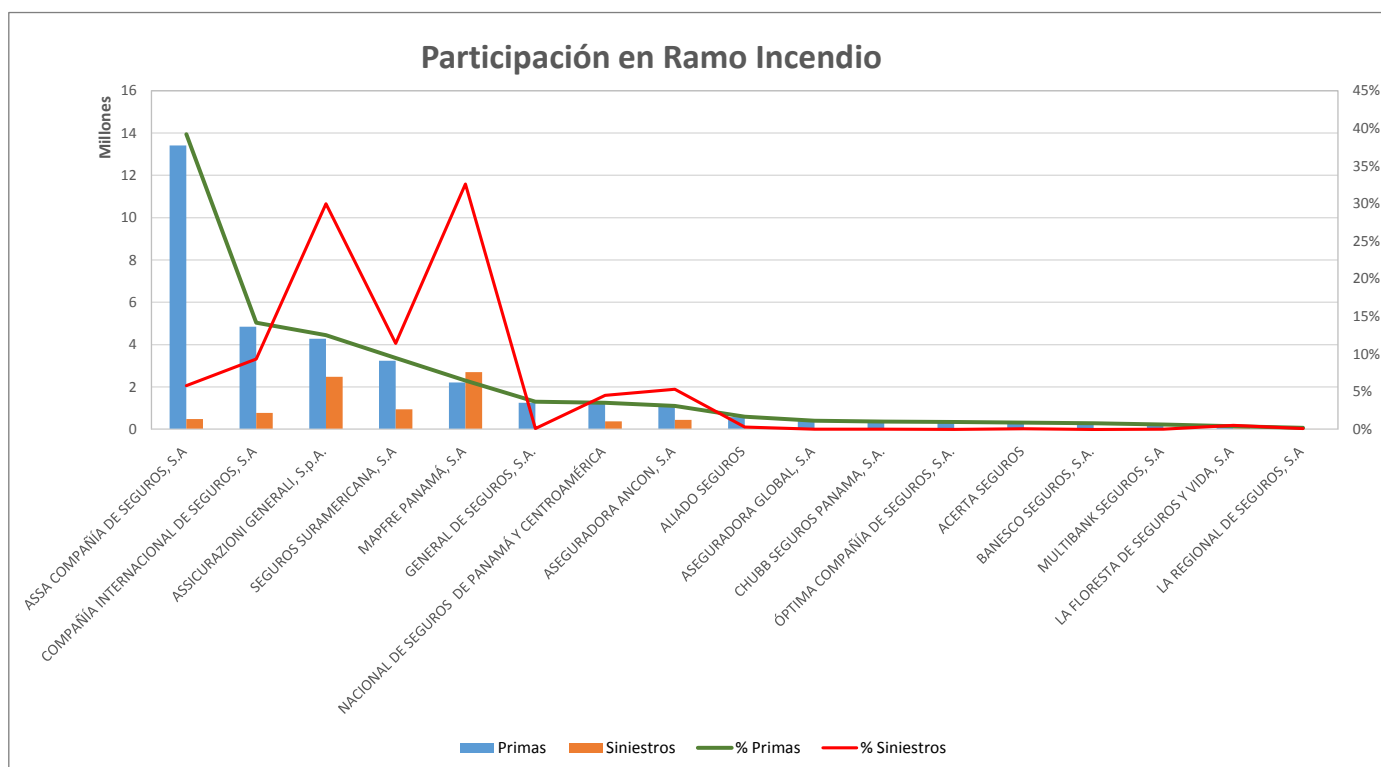


Superintendencia de Seguros y Reaseguros de Panamá Participación de Mercado por Productos



RAMO DE INCENDIO AL 31 DE MARZO DE 2018

#	Compañía de Seguros	Primas	% Primas	#	Siniestros	% Siniestros	Sinestralidad Promedio
1	ASSA COMPAÑÍA DE SEGUROS, S.A	13,411,739.00	39.2%	5	478,800.99	5.8%	3.6%
2	COMPAÑÍA INTERNACIONAL DE SEGUROS, S.A	4,846,166.88	14.2%	4	771,532.35	9.3%	15.9%
3	ASSICURAZIONI GENERALI, S.p.A.	4,274,506.41	12.5%	2	2,480,868.29	30.0%	58.0%
4	SEGUROS SURAMERICANA, S.A	3,243,739.38	9.5%	3	944,211.61	11.4%	29.1%
5	MAPFRE PANAMÁ, S.A	2,213,751.38	6.5%	1	2,697,794.50	32.6%	121.9%
6	GENERAL DE SEGUROS, S.A.	1,252,219.18	3.7%	11	8,489.02	0.1%	0.7%
7	NACIONAL DE SEGUROS DE PANAMÁ Y CENTROAMÉRICA	1,206,223.73	3.5%	7	372,633.55	4.5%	30.9%
8	ASEGURADORA ANCON, S.A	1,059,418.49	3.1%	6	439,584.37	5.3%	41.5%
9	ALIADO SEGUROS	572,349.13	1.7%	9	25,124.82	0.3%	4.4%
10	ASEGURADORA GLOBAL, S.A	385,330.44	1.1%	13	1,338.62	0.0%	0.3%
11	CHUBB SEGUROS PANAMA, S.A.	352,359.11	1.0%	14	1,204.32	0.0%	0.3%
12	ÓPTIMA COMPAÑÍA DE SEGUROS, S.A.	330,574.16	1.0%	25	-1,849.68	0.0%	0.0%
13	ACERTA SEGUROS	305,055.11	0.9%	12	5,026.53	0.1%	1.6%
14	BANESCO SEGUROS, S.A.	272,365.33	0.8%	26	-2,307.27	0.0%	0.0%
15	MULTIBANK SEGUROS, S.A	212,566.83	0.6%	17	0.00	0.0%	0.0%
16	LA FLORESTA DE SEGUROS Y VIDA, S.A	139,698.80	0.4%	8	43,529.90	0.5%	31.2%
17	LA REGIONAL DE SEGUROS, S.A	65,751.18	0.2%	10	8,525.85	0.1%	13.0%
18	SEGUROS FEDPA, S.A	42,806.47	0.1%	15	1,201.79	0.0%	2.8%
19	ASEGURADORA DEL ISTMO, S.A. (ADISA)	17,635.09	0.1%	16	11.34	0.0%	0.1%
20	BUPA PANAMÁ, S.A.	0.00	0.0%	18	0.00	0.0%	0.0%
21	MERCANTIL PANAMÁ SEGUROS, S.A	0.00	0.0%	19	0.00	0.0%	0.0%
22	PAN AMERICAN LIFE INSURANCE DE PANAMÁ, S.A	0.00	0.0%	20	0.00	0.0%	0.0%
23	SAGICOR PANAMÁ, S.A	0.00	0.0%	21	0.00	0.0%	0.0%
24	VIVIR COMPAÑÍA DE SEGUROS, SA.	0.00	0.0%	22	0.00	0.0%	0.0%
25	WORLDWIDE MEDICAL ASSURANCE, LTD	0.00	0.0%	23	0.00	0.0%	0.0%
26	SEGUROS BBA. CORP.	-5,319.43	0.0%	24	0.00	0.0%	0.0%
TOTAL		\$34,198,936.67	100%		\$8,275,720.90	100%	24.2%



Superintendencia de Seguros y Reaseguros de Panamá

Participación de Mercado por Productos

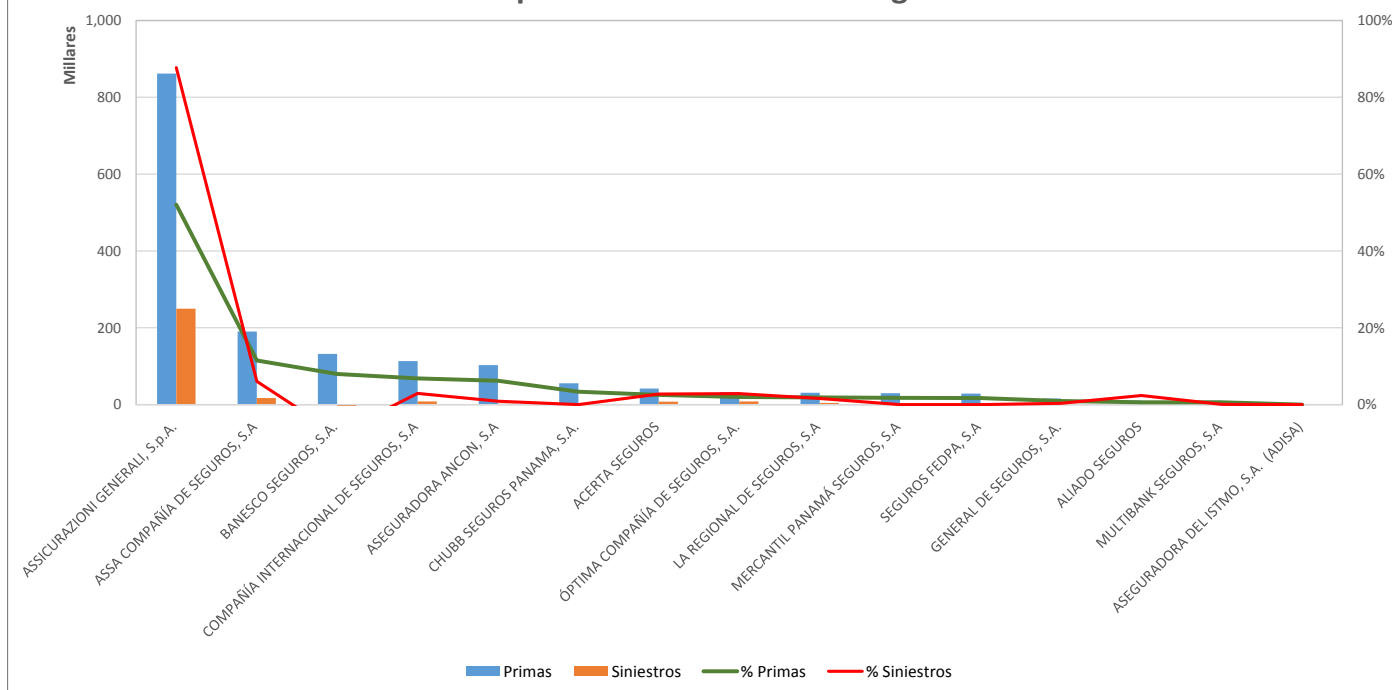


MULTIRIESGO

AL 31 DE MARZO DE 2018

#	Compañía de Seguros	Primas	% Primas	#	Siniestros	% Siniestros	Sinestralidad Promedio
1	ASSICURAZIONI GENERALI, S.p.A.	861,802.07	52.0%	1	249,944.96	87.7%	29.0%
2	ASSA COMPAÑÍA DE SEGUROS, S.A	190,534.10	11.5%	2	17,330.18	6.1%	9.1%
3	BANESCO SEGUROS, S.A.	131,887.89	8.0%	26	-21,650.36	-7.6%	0.0%
4	COMPAÑÍA INTERNACIONAL DE SEGUROS, S.A	113,262.12	6.8%	3	8,283.09	2.9%	7.3%
5	ASEGURADORA ANCON, S.A	103,084.96	6.2%	8	2,471.28	0.9%	2.4%
6	CHUBB SEGUROS PANAMA, S.A.	55,397.52	3.3%	11	0.00	0.0%	0.0%
7	ACERTA SEGUROS	41,792.45	2.5%	5	7,888.80	2.8%	18.9%
8	ÓPTIMA COMPAÑÍA DE SEGUROS, S.A.	32,678.72	2.0%	4	8,160.57	2.9%	25.0%
9	LA REGIONAL DE SEGUROS, S.A	31,085.82	1.9%	7	4,593.95	1.6%	14.8%
10	MERCANTIL PANAMÁ SEGUROS, S.A	29,635.59	1.8%	12	0.00	0.0%	0.0%
11	SEGUROS FEDPA, S.A	28,451.44	1.7%	13	0.00	0.0%	0.0%
12	GENERAL DE SEGUROS, S.A.	15,852.85	1.0%	9	1,028.17	0.4%	6.5%
13	ALIADO SEGUROS	10,264.65	0.6%	6	6,733.39	2.4%	65.6%
14	MULTIBANK SEGUROS, S.A	10,192.82	0.6%	10	121.98	0.0%	1.2%
15	ASEGURADORA DEL ISTMO, S.A. (ADISA)	0.00	0.0%	14	0.00	0.0%	0.0%
16	ASEGURADORA GLOBAL, S.A	0.00	0.0%	15	0.00	0.0%	0.0%
17	BUPA PANAMÁ, S.A.	0.00	0.0%	16	0.00	0.0%	0.0%
18	LA FLORESTA DE SEGUROS Y VIDA, S.A	0.00	0.0%	17	0.00	0.0%	0.0%
19	MAPFRE PANAMÁ, S.A	0.00	0.0%	18	0.00	0.0%	0.0%
20	NACIONAL DE SEGUROS DE PANAMÁ Y CENTROAMÉRICA	0.00	0.0%	19	0.00	0.0%	0.0%
21	PAN AMERICAN LIFE INSURANCE DE PANAMÁ, S.A	0.00	0.0%	20	0.00	0.0%	0.0%
22	SAGICOR PANAMÁ, S.A	0.00	0.0%	21	0.00	0.0%	0.0%
23	SEGUROS BBA. CORP.	0.00	0.0%	22	0.00	0.0%	0.0%
24	SEGUROS SURAMERICANA, S.A	0.00	0.0%	23	0.00	0.0%	0.0%
25	VIVIR COMPAÑÍA DE SEGUROS, SA.	0.00	0.0%	24	0.00	0.0%	0.0%
26	WORLDWIDE MEDICAL ASSURANCE, LTD	0.00	0.0%	25	0.00	0.0%	0.0%
TOTAL		\$1,655,923.00	100%		\$284,906.01	100%	17.2%

Participación en Ramo Multiriesgo



Superintendencia de Seguros y Reaseguros de Panamá Participación de Mercado por Productos

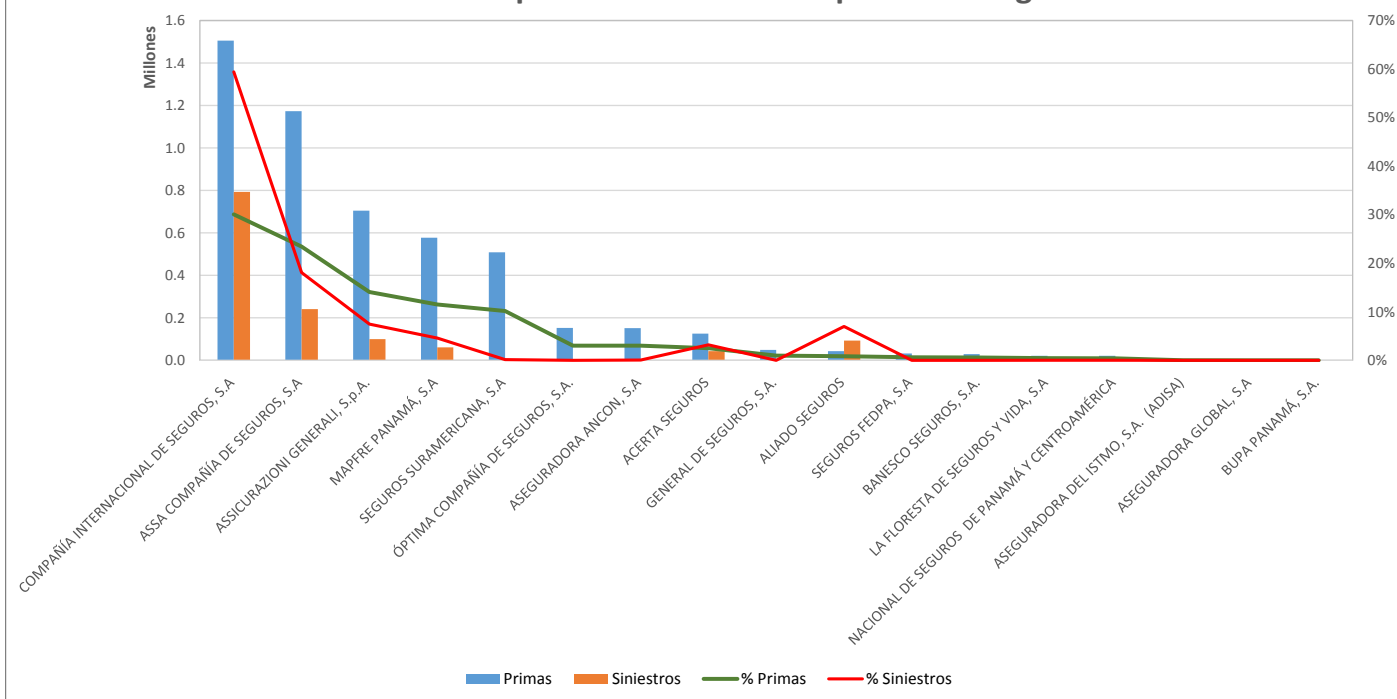


TRANSPORTE DE CARGA

AL 31 DE MARZO DE 2018

#	Compañía de Seguros	Primas	% Primas	#	Siniestros	% Siniestros	Sinestralidad Promedio
1	COMPAÑÍA INTERNACIONAL DE SEGUROS, S.A	1,505,555.42	30.1%	1	793,638.43	59.4%	52.7%
2	ASSA COMPAÑÍA DE SEGUROS, S.A	1,173,369.40	23.4%	2	241,262.21	18.1%	20.6%
3	ASSICURAZIONI GENERALI, S.p.A.	705,036.08	14.1%	3	99,826.58	7.5%	14.2%
4	MAPFRE PANAMÁ, S.A	576,916.99	11.5%	5	61,130.36	4.6%	10.6%
5	SEGUROS SURAMERICANA, S.A	508,808.40	10.2%	7	2,269.60	0.2%	0.4%
6	ÓPTIMA COMPAÑÍA DE SEGUROS, S.A.	152,171.39	3.0%	12	0.00	0.0%	0.0%
7	ASEGURADORA ANCON, S.A	151,301.47	3.0%	8	855.50	0.1%	0.6%
8	ACERTA SEGUROS	125,952.61	2.5%	6	42,888.64	3.2%	34.1%
9	GENERAL DE SEGUROS, S.A.	49,289.88	1.0%	13	0.00	0.0%	0.0%
10	ALIADO SEGUROS	43,335.30	0.9%	4	93,177.70	7.0%	215.0%
11	SEGUROS FEDPA, S.A	31,939.69	0.6%	14	0.00	0.0%	0.0%
12	BANESCO SEGUROS, S.A.	28,828.19	0.6%	15	0.00	0.0%	0.0%
13	LA FLORESTA DE SEGUROS Y VIDA, S.A	21,745.30	0.4%	10	195.10	0.0%	0.9%
14	NACIONAL DE SEGUROS DE PANAMÁ Y CENTROAMÉRICA	20,925.45	0.4%	11	155.84	0.0%	0.7%
15	ASEGURADORA DEL ISTMO, S.A. (ADISA)	1,958.51	0.0%	16	0.00	0.0%	0.0%
16	ASEGURADORA GLOBAL, S.A	0.00	0.0%	17	0.00	0.0%	0.0%
17	BUPA PANAMÁ, S.A.	0.00	0.0%	18	0.00	0.0%	0.0%
18	LA REGIONAL DE SEGUROS, S.A	0.00	0.0%	19	0.00	0.0%	0.0%
19	MERCANTIL PANAMÁ SEGUROS, S.A	0.00	0.0%	20	0.00	0.0%	0.0%
20	PAN AMERICAN LIFE INSURANCE DE PANAMÁ, S.A	0.00	0.0%	21	0.00	0.0%	0.0%
21	SAGICOR PANAMÁ, S.A	0.00	0.0%	22	0.00	0.0%	0.0%
22	VIVIR COMPAÑÍA DE SEGUROS, SA.	0.00	0.0%	23	0.00	0.0%	0.0%
23	WORLDWIDE MEDICAL ASSURANCE, LTD	0.00	0.0%	24	0.00	0.0%	0.0%
24	MULTIBANK SEGUROS, S.A	-63.59	0.0%	25	0.00	0.0%	0.0%
25	SEGUROS BBA. CORP.	-2,608.30	-0.1%	26	0.00	0.0%	0.0%
26	CHUBB SEGUROS PANAMA, S.A.	-86,777.24	-1.7%	9	195.48	0.0%	-0.2%
TOTAL		\$5,007,684.95	100%		\$1,335,595.44	100%	26.7%

Participación en Ramo Transporte de Carga

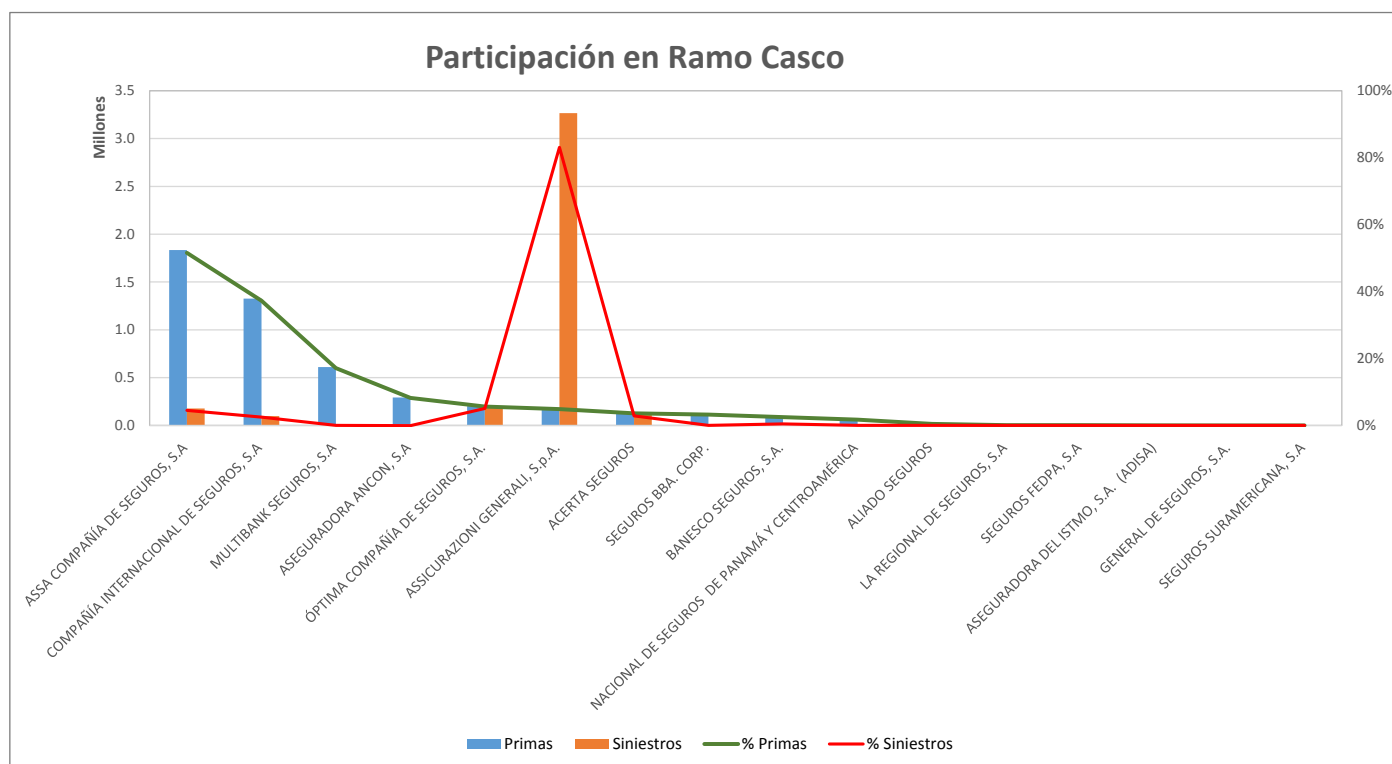


Superintendencia de Seguros y Reaseguros de Panamá Participación de Mercado por Productos



RAMO DE CASCO AL 31 DE MARZO DE 2018

#	Compañía de Seguros	Primas	% Primas	#	Siniestros	% Siniestros	Sinestralidad Promedio
1	ASSA COMPAÑÍA DE SEGUROS, S.A	1,833,854.77	51.6%	3	177,284.96	4.5%	9.7%
2	COMPAÑÍA INTERNACIONAL DE SEGUROS, S.A	1,325,679.59	37.3%	5	98,692.97	2.5%	7.4%
3	MULTIBANK SEGUROS, S.A	610,137.81	17.2%	8	0.00	0.0%	0.0%
4	ASEGURADORA ANCON, S.A	293,341.43	8.2%	26	-1,921.30	0.0%	0.0%
5	ÓPTIMA COMPAÑÍA DE SEGUROS, S.A.	201,430.21	5.7%	2	200,672.26	5.1%	99.6%
6	ASSICURAZIONI GENERALI, S.p.A.	173,488.48	4.9%	1	3,265,647.64	83.1%	1882.3%
7	ACERTA SEGUROS	128,047.05	3.6%	4	113,400.00	2.9%	88.6%
8	SEGUROS BBA. CORP.	115,012.48	3.2%	9	0.00	0.0%	0.0%
9	BANESCO SEGUROS, S.A.	88,692.00	2.5%	7	19,179.12	0.5%	21.6%
10	NACIONAL DE SEGUROS DE PANAMÁ Y CENTROAMÉRICA	61,354.66	1.7%	10	0.00	0.0%	0.0%
11	ALIADO SEGUROS	16,712.93	0.5%	11	0.00	0.0%	0.0%
12	LA REGIONAL DE SEGUROS, S.A	4,187.00	0.1%	12	0.00	0.0%	0.0%
13	SEGUROS FEDPA, S.A	2,174.82	0.1%	13	0.00	0.0%	0.0%
14	ASEGURADORA DEL ISTMO, S.A. (ADISA)	46.75	0.0%	14	0.00	0.0%	0.0%
15	GENERAL DE SEGUROS, S.A.	0.00	0.0%	15	0.00	0.0%	0.0%
16	SEGUROS SURAMERICANA, S.A	0.00	0.0%	16	0.00	0.0%	0.0%
17	ASEGURADORA GLOBAL, S.A	0.00	0.0%	17	0.00	0.0%	0.0%
18	BUPA PANAMÁ, S.A.	0.00	0.0%	18	0.00	0.0%	0.0%
19	CHUBB SEGUROS PANAMA, S.A.	0.00	0.0%	19	0.00	0.0%	0.0%
20	LA FLORESTA DE SEGUROS Y VIDA, S.A	0.00	0.0%	20	0.00	0.0%	0.0%
21	MERCANTIL PANAMÁ SEGUROS, S.A	0.00	0.0%	21	0.00	0.0%	0.0%
22	PAN AMERICAN LIFE INSURANCE DE PANAMÁ, S.A	0.00	0.0%	22	0.00	0.0%	0.0%
23	SAGICOR PANAMÁ, S.A	0.00	0.0%	23	0.00	0.0%	0.0%
24	VIVIR COMPAÑÍA DE SEGUROS, SA.	0.00	0.0%	24	0.00	0.0%	0.0%
25	WORLDWIDE MEDICAL ASSURANCE, LTD	0.00	0.0%	25	0.00	0.0%	0.0%
26	MAPFRE PANAMÁ, S.A	-1,297,995.40	-36.5%	6	57,719.05	1.5%	-4.4%
TOTAL		\$3,556,164.58	100%		\$3,930,674.70	100%	110.5%



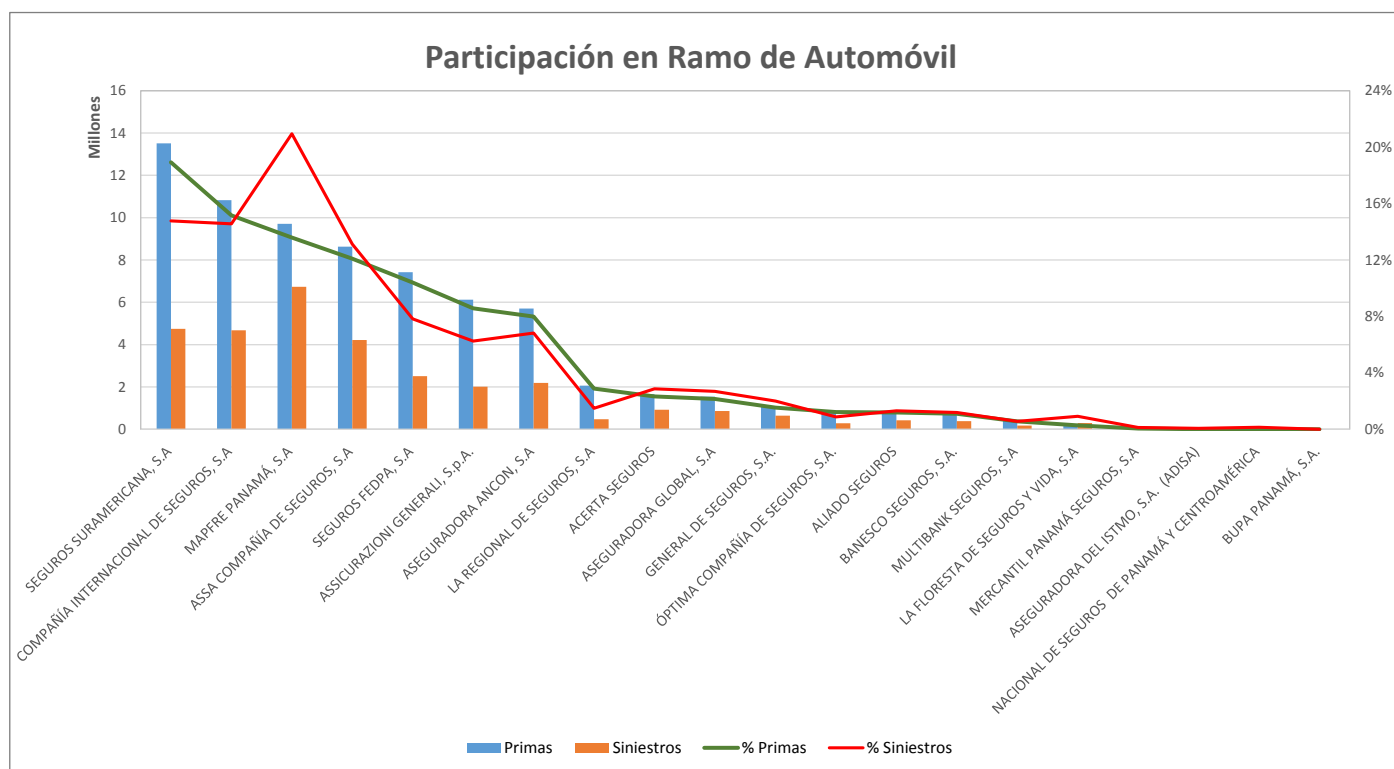
Superintendencia de Seguros y Reaseguros de Panamá Participación de Mercado por Productos



AUTOMÓVIL

AL 31 DE MARZO DE 2018

#	Compañía de Seguros	Primas	% Primas	#	Siniestros	% Siniestros	Sinestralidad Promedio
1	SEGUROS SURAMERICANA, S.A	13,515,105.66	18.9%	2	4,745,460.47	14.8%	35.1%
2	COMPAÑÍA INTERNACIONAL DE SEGUROS, S.A	10,823,703.89	15.2%	3	4,680,223.75	14.6%	43.2%
3	MAPFRE PANAMÁ, S.A	9,704,821.55	13.6%	1	6,730,134.09	20.9%	69.3%
4	ASSA COMPAÑÍA DE SEGUROS, S.A	8,631,122.33	12.1%	4	4,218,312.77	13.1%	48.9%
5	SEGUROS FEDPA, S.A	7,425,306.59	10.4%	5	2,512,544.32	7.8%	33.8%
6	ASSICURAZIONI GENERALI, S.p.A.	6,124,722.63	8.6%	7	2,008,919.75	6.3%	32.8%
7	ASEGURADORA ANCON, S.A	5,703,578.10	8.0%	6	2,191,686.33	6.8%	38.4%
8	LA REGIONAL DE SEGUROS, S.A	2,063,469.95	2.9%	11	476,795.21	1.5%	23.1%
9	ACERTA SEGUROS	1,659,350.09	2.3%	8	919,170.47	2.9%	55.4%
10	ASEGURADORA GLOBAL, S.A	1,538,818.75	2.2%	9	863,436.98	2.7%	56.1%
11	GENERAL DE SEGUROS, S.A.	1,095,227.75	1.5%	10	643,724.98	2.0%	58.8%
12	ÓPTIMA COMPAÑÍA DE SEGUROS, S.A.	873,766.17	1.2%	16	282,128.12	0.9%	32.3%
13	ALIADO SEGUROS	845,063.92	1.2%	13	422,592.10	1.3%	50.0%
14	BANESCO SEGUROS, S.A.	788,969.22	1.1%	14	382,604.45	1.2%	48.5%
15	MULTIBANK SEGUROS, S.A	397,578.29	0.6%	17	178,616.27	0.6%	44.9%
16	LA FLORESTA DE SEGUROS Y VIDA, S.A	193,581.30	0.3%	15	294,027.80	0.9%	151.9%
17	MERCANTIL PANAMÁ SEGUROS, S.A	31,759.73	0.0%	19	39,124.83	0.1%	123.2%
18	ASEGURADORA DEL ISTMO, S.A. (ADISA)	3,217.05	0.0%	20	20,686.08	0.1%	643.0%
19	NACIONAL DE SEGUROS DE PANAMÁ Y CENTROAMÉRICA	1,405.39	0.0%	18	43,712.16	0.1%	3110.3%
20	BUPA PANAMÁ, S.A.	0.00	0.0%	21	0.00	0.0%	0.0%
21	CHUBB SEGUROS PANAMA, S.A.	0.00	0.0%	22	0.00	0.0%	0.0%
22	PAN AMERICAN LIFE INSURANCE DE PANAMÁ, S.A	0.00	0.0%	23	0.00	0.0%	0.0%
23	SAGICOR PANAMÁ, S.A	0.00	0.0%	24	0.00	0.0%	0.0%
24	VIVIR COMPAÑÍA DE SEGUROS, SA.	0.00	0.0%	25	0.00	0.0%	0.0%
25	WORLDWIDE MEDICAL ASSURANCE, LTD	0.00	0.0%	26	0.00	0.0%	0.0%
26	SEGUROS BBA. CORP.	-3,386.54	0.0%	12	475,587.44	1.5%	-14043.5%
TOTAL		\$71,417,181.82	100%		\$32,129,488.37	100%	45.0%



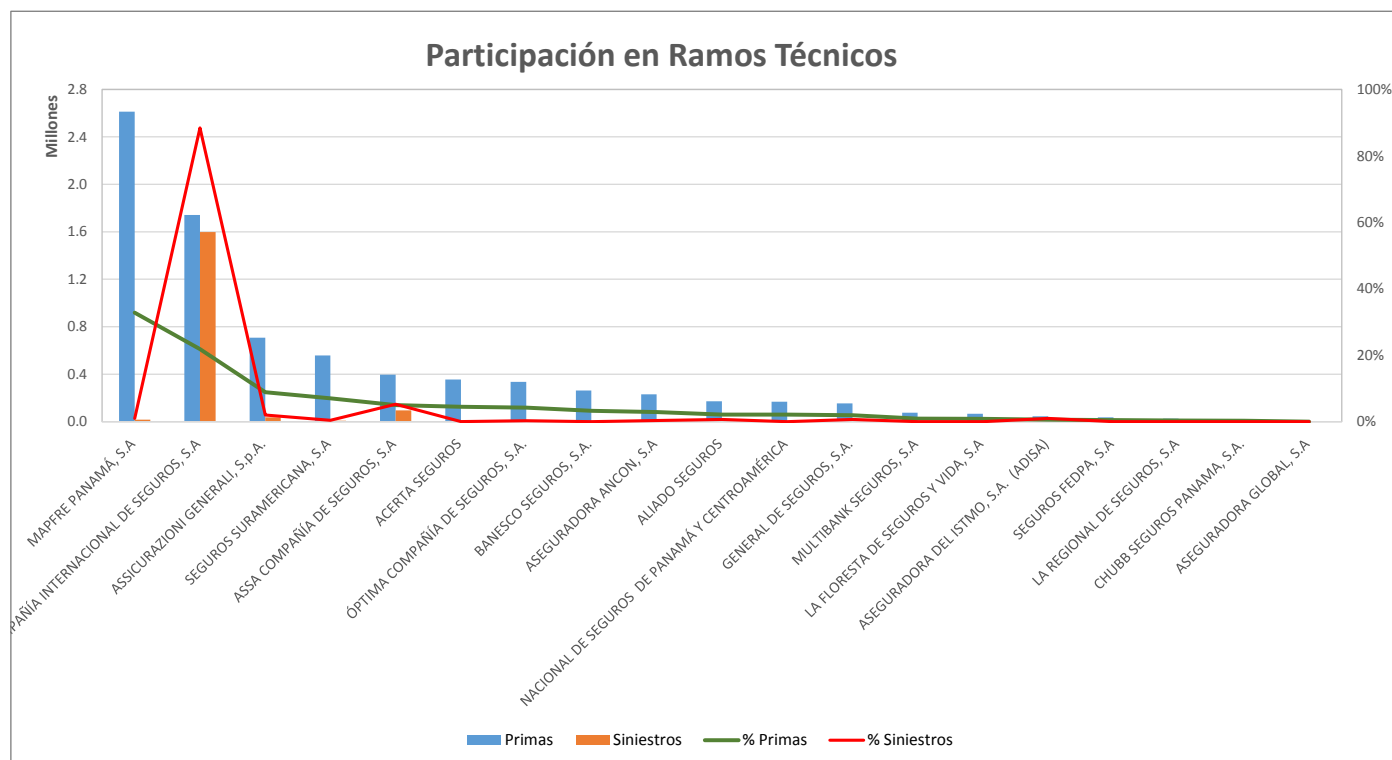
Superintendencia de Seguros y Reaseguros de Panamá Participación de Mercado por Productos



RAMOS TÉCNICOS

AL 31 DE MARZO DE 2018

#	Compañía de Seguros	Primas	% Primas	#	Siniestros	% Siniestros	Sinestralidad Promedio
1	MAPFRE PANAMÁ, S.A	2,612,227.18	32.8%	5	17,163.30	0.9%	0.7%
2	COMPAÑÍA INTERNACIONAL DE SEGUROS, S.A	1,741,208.95	21.9%	1	1,597,590.46	88.4%	91.8%
3	ASSICURAZIONI GENERALI, S.p.A.	708,023.23	8.9%	3	36,088.89	2.0%	5.1%
4	SEGUROS SURAMERICANA, S.A	558,514.40	7.0%	8	7,173.25	0.4%	1.3%
5	ASSA COMPAÑÍA DE SEGUROS, S.A	396,877.68	5.0%	2	95,173.56	5.3%	24.0%
6	ACERTA SEGUROS	354,465.18	4.5%	11	159.02	0.0%	0.0%
7	ÓPTIMA COMPAÑÍA DE SEGUROS, S.A.	335,205.63	4.2%	10	4,527.58	0.3%	1.4%
8	BANESCO SEGUROS, S.A.	262,182.15	3.3%	12	0.00	0.0%	0.0%
9	ASEGURADORA ANCON, S.A	230,317.48	2.9%	9	6,115.03	0.3%	2.7%
10	ALIADO SEGUROS	170,785.37	2.1%	7	12,192.30	0.7%	7.1%
11	NACIONAL DE SEGUROS DE PANAMÁ Y CENTROAMÉRICA	167,833.68	2.1%	13	0.00	0.0%	0.0%
12	GENERAL DE SEGUROS, S.A.	153,538.07	1.9%	6	12,382.65	0.7%	8.1%
13	MULTIBANK SEGUROS, S.A	74,989.34	0.9%	14	0.00	0.0%	0.0%
14	LA FLORESTA DE SEGUROS Y VIDA, S.A	66,092.54	0.8%	15	0.00	0.0%	0.0%
15	ASEGURADORA DEL ISTMO, S.A. (ADISA)	46,094.30	0.6%	4	18,180.37	1.0%	39.4%
16	SEGUROS FEDPA, S.A	37,070.57	0.5%	16	0.00	0.0%	0.0%
17	LA REGIONAL DE SEGUROS, S.A	26,352.19	0.3%	17	0.00	0.0%	0.0%
18	CHUBB SEGUROS PANAMA, S.A.	20,541.32	0.3%	18	0.00	0.0%	0.0%
19	ASEGURADORA GLOBAL, S.A	0.00	0.0%	19	0.00	0.0%	0.0%
20	BUPA PANAMÁ, S.A.	0.00	0.0%	20	0.00	0.0%	0.0%
21	MERCANTIL PANAMÁ SEGUROS, S.A	0.00	0.0%	21	0.00	0.0%	0.0%
22	PAN AMERICAN LIFE INSURANCE DE PANAMÁ, S.A	0.00	0.0%	22	0.00	0.0%	0.0%
23	SAGICOR PANAMÁ, S.A	0.00	0.0%	23	0.00	0.0%	0.0%
24	VIVIR COMPAÑÍA DE SEGUROS, SA.	0.00	0.0%	24	0.00	0.0%	0.0%
25	WORLDWIDE MEDICAL ASSURANCE, LTD	0.00	0.0%	25	0.00	0.0%	0.0%
26	SEGUROS BBA. CORP.	0.00	0.0%	26	0.00	0.0%	0.0%
TOTAL		\$7,962,319.26	100%		\$1,806,746.41	100%	22.7%



Superintendencia de Seguros y Reaseguros de Panamá

Participación de Mercado por Productos



RESPONSABILIDAD CIVIL

AL 31 DE MARZO DE 2018

#	Compañía de Seguros	Primas	% Primas	#	Siniestros	% Siniestros	Sinestralidad Promedio
1	ASSA COMPAÑÍA DE SEGUROS, S.A	4,066,789.55	40.9%	1	186,719.90	29.9%	4.6%
2	COMPAÑÍA INTERNACIONAL DE SEGUROS, S.A	1,297,226.76	13.1%	2	128,050.43	20.5%	9.9%
3	MAPFRE PANAMÁ, S.A	1,232,356.56	12.4%	5	46,828.39	7.5%	3.8%
4	SEGUROS SURAMERICANA, S.A	606,121.92	6.1%	3	100,997.58	16.2%	16.7%
5	ASSICURAZIONI GENERALI, S.p.A.	560,953.27	5.6%	4	58,894.34	9.4%	10.5%
6	CHUBB SEGUROS PANAMA, S.A.	437,130.80	4.4%	13	2,780.00	0.4%	0.6%
7	ÓPTIMA COMPAÑÍA DE SEGUROS, S.A.	294,937.08	3.0%	7	15,682.98	2.5%	5.3%
8	ASEGURADORA ANCON, S.A	249,860.95	2.5%	11	7,346.43	1.2%	2.9%
9	ACERTA SEGUROS	247,244.37	2.5%	6	35,387.39	5.7%	14.3%
10	GENERAL DE SEGUROS, S.A.	230,026.36	2.3%	10	10,788.73	1.7%	4.7%
11	BANESCO SEGUROS, S.A.	209,277.71	2.1%	8	15,197.84	2.4%	7.3%
12	ALIADO SEGUROS	169,357.98	1.7%	14	971.78	0.2%	0.6%
13	NACIONAL DE SEGUROS DE PANAMÁ Y CENTROAMÉRICA	125,330.12	1.3%	15	0.00	0.0%	0.0%
14	LA FLORESTA DE SEGUROS Y VIDA, S.A	87,468.47	0.9%	9	11,209.50	1.8%	12.8%
15	ASEGURADORA DEL ISTMO, S.A. (ADISA)	48,358.94	0.5%	16	0.00	0.0%	0.0%
16	LA REGIONAL DE SEGUROS, S.A	47,296.02	0.5%	17	0.00	0.0%	0.0%
17	SEGUROS FEDPA, S.A	23,472.94	0.2%	18	0.00	0.0%	0.0%
18	MULTIBANK SEGUROS, S.A	4,233.20	0.0%	19	0.00	0.0%	0.0%
19	ASEGURADORA GLOBAL, S.A	0.00	0.0%	20	0.00	0.0%	0.0%
20	BUPA PANAMÁ, S.A.	0.00	0.0%	21	0.00	0.0%	0.0%
21	MERCANTIL PANAMÁ SEGUROS, S.A	0.00	0.0%	22	0.00	0.0%	0.0%
22	PAN AMERICAN LIFE INSURANCE DE PANAMÁ, S.A	0.00	0.0%	23	0.00	0.0%	0.0%
23	SAGICOR PANAMÁ, S.A	0.00	0.0%	24	0.00	0.0%	0.0%
24	VIVIR COMPAÑÍA DE SEGUROS, SA.	0.00	0.0%	25	0.00	0.0%	0.0%
25	WORLDWIDE MEDICAL ASSURANCE, LTD	0.00	0.0%	26	0.00	0.0%	0.0%
26	SEGUROS BBA. CORP.	-6,165.98	-0.1%	12	3,465.62	0.6%	-56.2%
TOTAL		\$9,931,277.02	100%		\$624,320.91	100%	6.3%

Revisar Primas

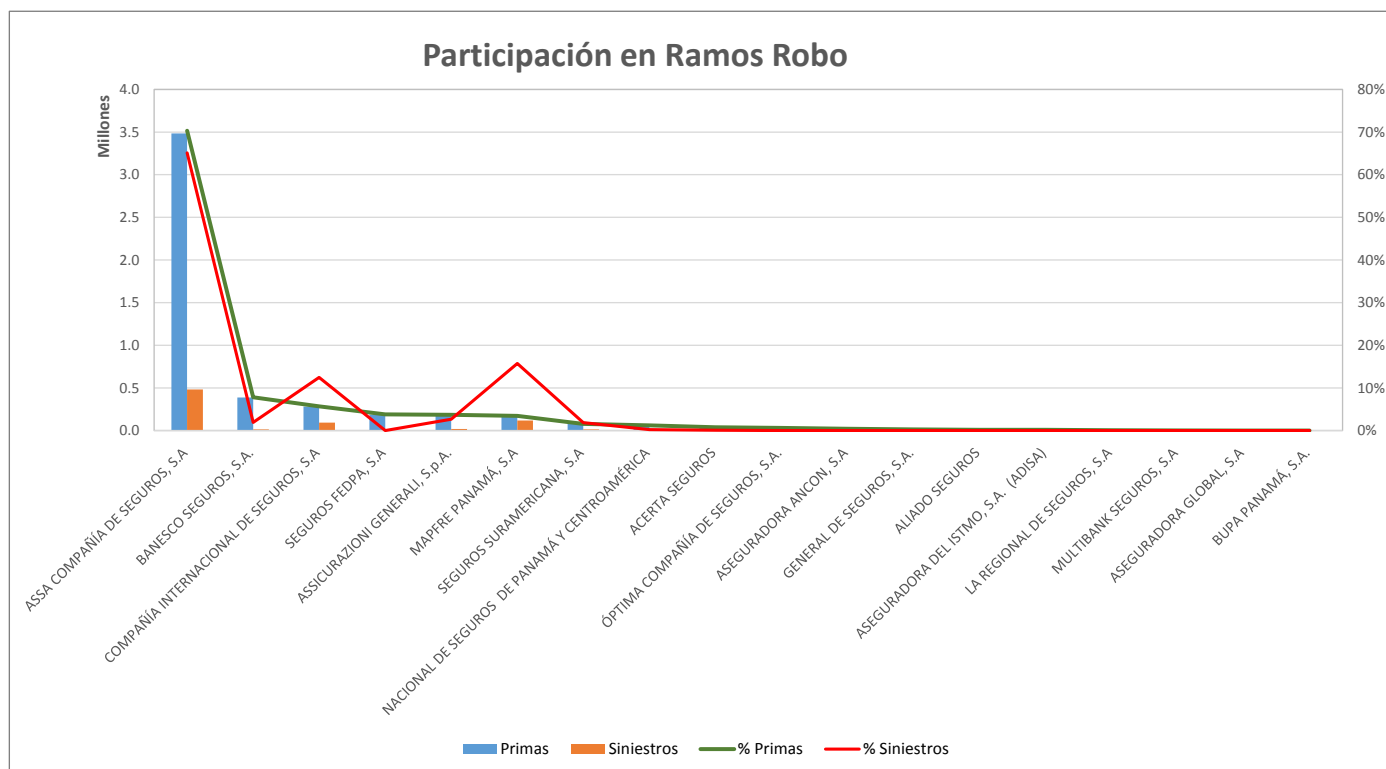


Superintendencia de Seguros y Reaseguros de Panamá Participación de Mercado por Productos



RAMO DE ROBO AL 31 DE MARZO DE 2018

#	Compañía de Seguros	Primas	% Primas	#	Siniestros	% Siniestros	Sinestralidad Promedio
1	ASSA COMPAÑÍA DE SEGUROS, S.A	3,484,803.26	70.3%	1	481,186.81	65.1%	13.8%
2	BANESCO SEGUROS, S.A.	387,390.01	7.8%	5	14,063.47	1.9%	3.6%
3	COMPAÑÍA INTERNACIONAL DE SEGUROS, S.A	281,879.28	5.7%	3	91,924.27	12.4%	32.6%
4	SEGUROS FEDPA, S.A	187,975.22	3.8%	9	0.00	0.0%	0.0%
5	ASSICURAZIONI GENERALI, S.p.A.	182,078.14	3.7%	4	19,681.77	2.7%	10.8%
6	MAPFRE PANAMÁ, S.A	171,160.88	3.5%	2	116,344.77	15.7%	68.0%
7	SEGUROS SURAMERICANA, S.A	77,301.75	1.6%	6	13,708.31	1.9%	17.7%
8	NACIONAL DE SEGUROS DE PANAMÁ Y CENTROAMÉRICA	60,476.61	1.2%	7	1,644.94	0.2%	2.7%
9	ACERTA SEGUROS	38,293.33	0.8%	8	353.10	0.0%	0.9%
10	ÓPTIMA COMPAÑÍA DE SEGUROS, S.A.	29,667.92	0.6%	10	0.00	0.0%	0.0%
11	ASEGURADORA ANCON, S.A	20,314.32	0.4%	11	0.00	0.0%	0.0%
12	GENERAL DE SEGUROS, S.A.	12,883.42	0.3%	12	0.00	0.0%	0.0%
13	ALIADO SEGUROS	9,336.96	0.2%	13	0.00	0.0%	0.0%
14	ASEGURADORA DEL ISTMO, S.A. (ADISA)	8,586.41	0.2%	14	0.00	0.0%	0.0%
15	LA REGIONAL DE SEGUROS, S.A	3,175.20	0.1%	15	0.00	0.0%	0.0%
16	MULTIBANK SEGUROS, S.A	975.10	0.0%	16	0.00	0.0%	0.0%
17	ASEGURADORA GLOBAL, S.A	0.00	0.0%	17	0.00	0.0%	0.0%
18	BUPA PANAMÁ, S.A.	0.00	0.0%	18	0.00	0.0%	0.0%
19	CHUBB SEGUROS PANAMA, S.A.	0.00	0.0%	19	0.00	0.0%	0.0%
20	LA FLORESTA DE SEGUROS Y VIDA, S.A	0.00	0.0%	20	0.00	0.0%	0.0%
21	MERCANTIL PANAMÁ SEGUROS, S.A	0.00	0.0%	21	0.00	0.0%	0.0%
22	PAN AMERICAN LIFE INSURANCE DE PANAMÁ, S.A	0.00	0.0%	22	0.00	0.0%	0.0%
23	SAGICOR PANAMÁ, S.A	0.00	0.0%	23	0.00	0.0%	0.0%
24	VIVIR COMPAÑÍA DE SEGUROS, SA.	0.00	0.0%	24	0.00	0.0%	0.0%
25	WORLDWIDE MEDICAL ASSURANCE, LTD	0.00	0.0%	25	0.00	0.0%	0.0%
26	SEGUROS BBA. CORP.	-286.13	0.0%	26	0.00	0.0%	0.0%
TOTAL		\$4,956,011.68	100%		\$738,907.44	100%	14.9%

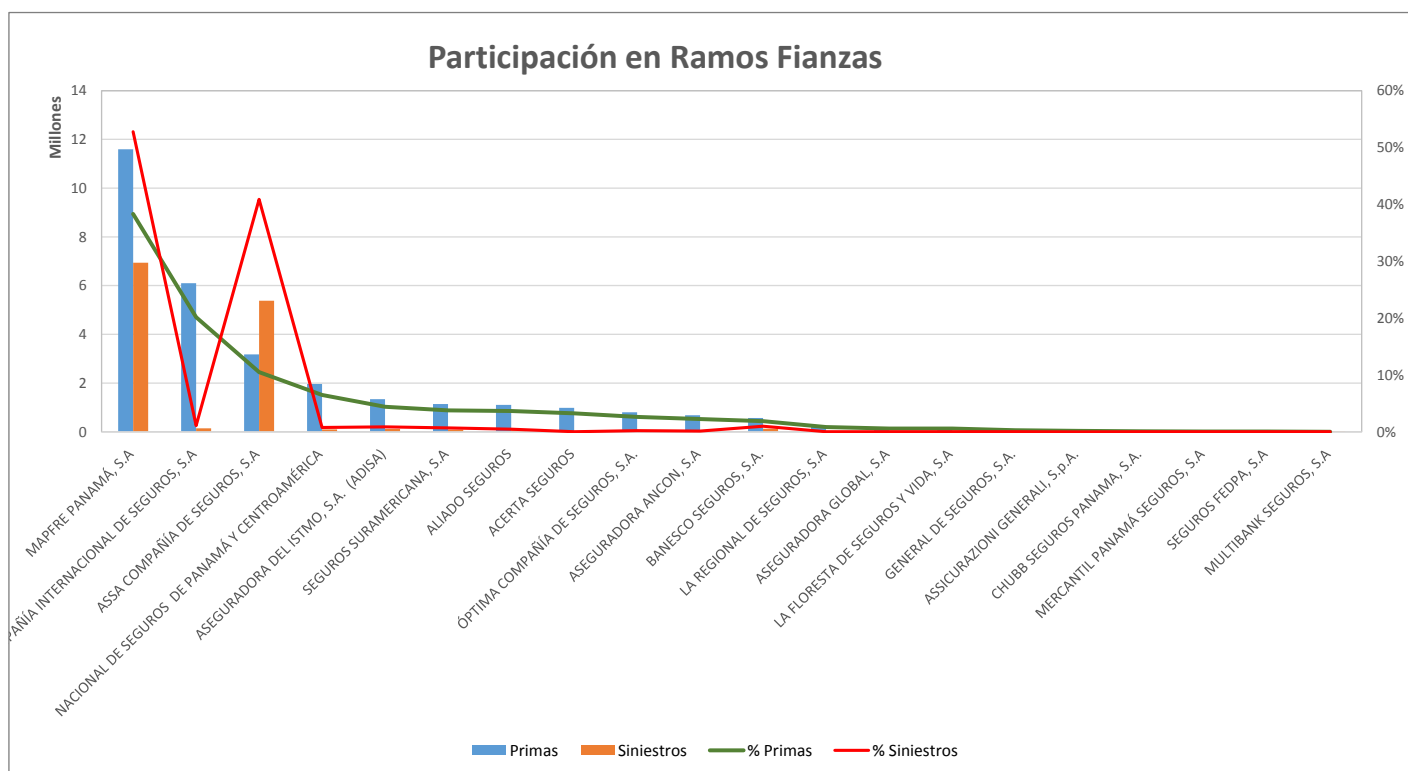


Superintendencia de Seguros y Reaseguros de Panamá Participación de Mercado por Productos



RAMO DE FIANZAS AL 31 DE MARZO DE 2018

#	Compañía de Seguros	Primas	% Primas	#	Siniestros	% Siniestros	Sinestralidad Promedio
1	MAPFRE PANAMÁ, S.A	11,600,274.57	38.3%	1	6,939,614.62	52.8%	59.8%
2	COMPAÑÍA INTERNACIONAL DE SEGUROS, S.A	6,098,389.79	20.1%	3	145,633.62	1.1%	2.4%
3	ASSA COMPAÑÍA DE SEGUROS, S.A	3,180,783.73	10.5%	2	5,378,225.70	40.9%	169.1%
4	NACIONAL DE SEGUROS DE PANAMÁ Y CENTROAMÉRICA	1,962,877.49	6.5%	7	98,233.00	0.7%	5.0%
5	ASEGURADORA DEL ISTMO, S.A. (ADISA)	1,337,256.83	4.4%	6	112,801.03	0.9%	8.4%
6	SEGUROS SURAMERICANA, S.A	1,141,689.89	3.8%	8	92,235.95	0.7%	8.1%
7	ALIADO SEGUROS	1,106,692.21	3.7%	9	62,500.00	0.5%	5.6%
8	ACERTA SEGUROS	981,373.19	3.2%	13	0.00	0.0%	0.0%
9	ÓPTIMA COMPAÑÍA DE SEGUROS, S.A.	797,599.04	2.6%	10	27,755.63	0.2%	3.5%
10	ASEGURADORA ANCON, S.A	678,122.38	2.2%	11	18,906.33	0.1%	2.8%
11	BANESCO SEGUROS, S.A.	567,019.37	1.9%	5	127,488.00	1.0%	22.5%
12	LA REGIONAL DE SEGUROS, S.A	256,883.94	0.8%	14	0.00	0.0%	0.0%
13	ASEGURADORA GLOBAL, S.A	174,371.93	0.6%	15	0.00	0.0%	0.0%
14	LA FLORESTA DE SEGUROS Y VIDA, S.A	173,973.10	0.6%	16	0.00	0.0%	0.0%
15	GENERAL DE SEGUROS, S.A.	86,687.73	0.3%	17	0.00	0.0%	0.0%
16	ASSICURAZIONI GENERALI, S.p.A.	53,803.16	0.2%	26	-2,000.00	0.0%	0.0%
17	CHUBB SEGUROS PANAMA, S.A.	32,216.69	0.1%	18	0.00	0.0%	0.0%
18	MERCANTIL PANAMÁ SEGUROS, S.A	20,968.72	0.1%	19	0.00	0.0%	0.0%
19	SEGUROS FEDPA, S.A	16,487.72	0.1%	20	0.00	0.0%	0.0%
20	MULTIBANK SEGUROS, S.A	1,874.12	0.0%	12	480.50	0.0%	25.6%
21	SEGUROS BBA. CORP.	0.00	0.0%	4	145,146.66	1.1%	#DIV/0!
22	BUPA PANAMÁ, S.A.	0.00	0.0%	21	0.00	0.0%	0.0%
23	PAN AMERICAN LIFE INSURANCE DE PANAMÁ, S.A	0.00	0.0%	22	0.00	0.0%	0.0%
24	SAGICOR PANAMÁ, S.A	0.00	0.0%	23	0.00	0.0%	0.0%
25	VIVIR COMPAÑÍA DE SEGUROS, SA.	0.00	0.0%	24	0.00	0.0%	0.0%
26	WORLDWIDE MEDICAL ASSURANCE, LTD	0.00	0.0%	25	0.00	0.0%	0.0%
TOTAL		\$30,269,345.60	100%		\$13,147,021.04	100%	43.4%



Superintendencia de Seguros y Reaseguros de Panamá Participación de Mercado por Productos



OTROS RAMOS

AL 31 DE MARZO DE 2018

#	Compañía de Seguros	Primas	% Primas	#	Siniestros	% Siniestros	Sinestralidad Promedio
1	COMPAÑÍA INTERNACIONAL DE SEGUROS, S.A	7,681,653.53	36.2%	1	63,104.62	2.9%	0.8%
2	ASSA COMPAÑÍA DE SEGUROS, S.A	5,528,820.12	26.1%	2	1,449,459.08	66.0%	26.2%
3	GENERAL DE SEGUROS, S.A.	2,041,598.96	9.6%	9	47,389.44	2.2%	2.3%
4	MAPFRE PANAMÁ, S.A	1,573,778.91	7.4%	3	167,553.13	7.6%	10.6%
5	SEGUROS SURAMERICANA, S.A	1,586,346.86	7.5%	4	35,083.82	1.6%	2.2%
6	ALIADO SEGUROS	1,046,027.06	4.9%	12	13,932.11	0.6%	1.3%
7	ASEGURADORA GLOBAL, S.A	457,276.50	2.2%	8	264,806.41	12.0%	57.9%
8	MERCANTIL PANAMÁ SEGUROS, S.A	307,660.14	1.5%	14	0.00	0.0%	0.0%
9	LA FLORESTA DE SEGUROS Y VIDA, S.A	47,960.99	0.2%	6	93,811.20	4.3%	195.6%
10	MULTIBANK SEGUROS, S.A	211,824.03	1.0%	11	5,890.26	0.3%	2.8%
11	ÓPTIMA COMPAÑÍA DE SEGUROS, S.A.	146,001.47	0.7%	7	24,642.79	1.1%	16.9%
12	ASSICURAZIONI GENERALI, S.p.A.	98,886.87	0.5%	10	2,764.01	0.1%	2.8%
13	NACIONAL DE SEGUROS DE PANAMÁ Y CENTROAMÉRICA	155,622.63	0.7%	18	3,543.66	0.2%	2.3%
14	ASEGURADORA ANCON, S.A	218,207.90	1.0%	5	-835.25	0.0%	0.0%
15	LA REGIONAL DE SEGUROS, S.A	66,269.67	0.3%	15	25,668.58	1.2%	38.7%
16	ACERTA SEGUROS	27,251.64	0.1%	13	838.98	0.0%	3.1%
17	BANESCO SEGUROS, S.A.	2,887.06	0.0%	16	0.00	0.0%	0.0%
18	ASEGURADORA DEL ISTMO, S.A. (ADISA)	2,389.16	0.0%	17	37.44	0.0%	1.6%
19	BUPA PANAMÁ, S.A.	0.00	0.0%	19	0.00	0.0%	0.0%
20	CHUBB SEGUROS PANAMA, S.A.	0.00	0.0%	20	0.00	0.0%	0.0%
21	PAN AMERICAN LIFE INSURANCE DE PANAMÁ, S.A	0.00	0.0%	21	0.00	0.0%	0.0%
22	SAGICOR PANAMÁ, S.A	0.00	0.0%	22	0.00	0.0%	0.0%
23	SEGUROS BBA. CORP.	0.00	0.0%	23	0.00	0.0%	0.0%
24	SEGUROS FEDPA, S.A	0.00	0.0%	24	0.00	0.0%	0.0%
25	VIVIR COMPAÑÍA DE SEGUROS, SA.	0.00	0.0%	25	0.00	0.0%	0.0%
26	WORLDWIDE MEDICAL ASSURANCE, LTD	0.00	0.0%	26	0.00	0.0%	0.0%
TOTAL		\$21,200,463.50	100%		\$2,197,690.28	100%	10.4%

