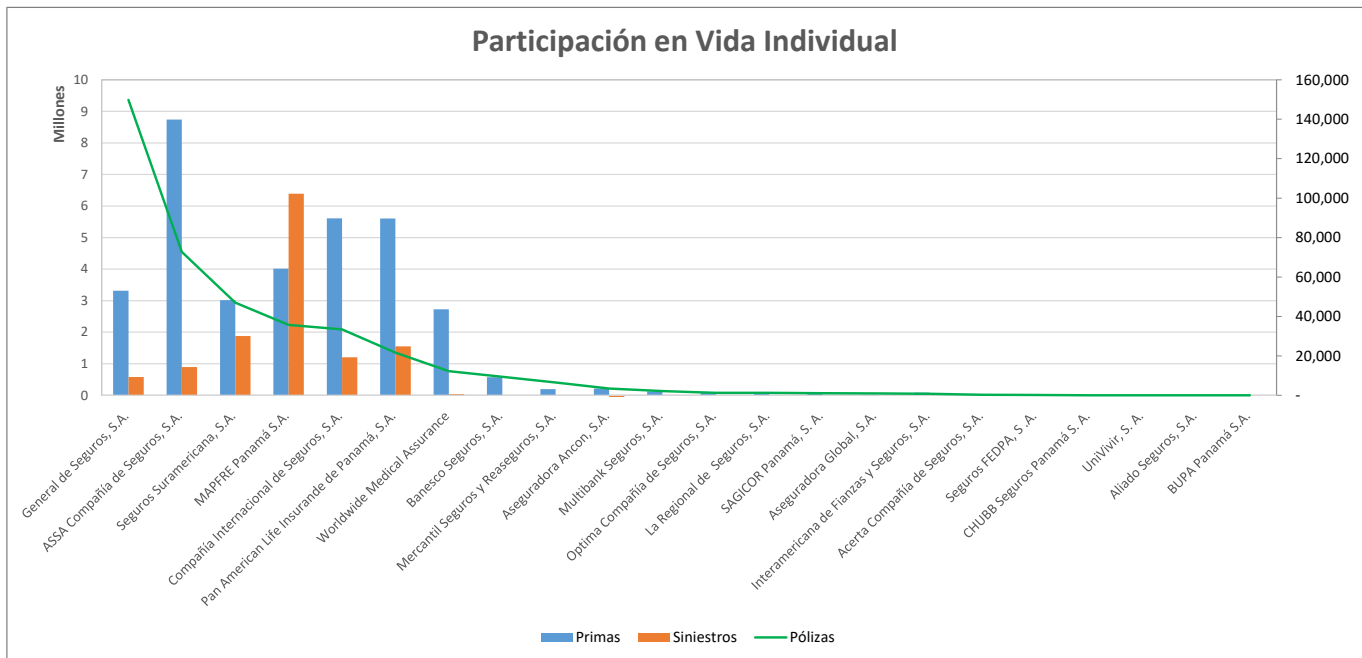


Superintendencia de Seguros y Reaseguros de Panamá Participación de Mercado por Productos

VIDA INDIVIDUAL AL MES DE FEBRERO DE 2026

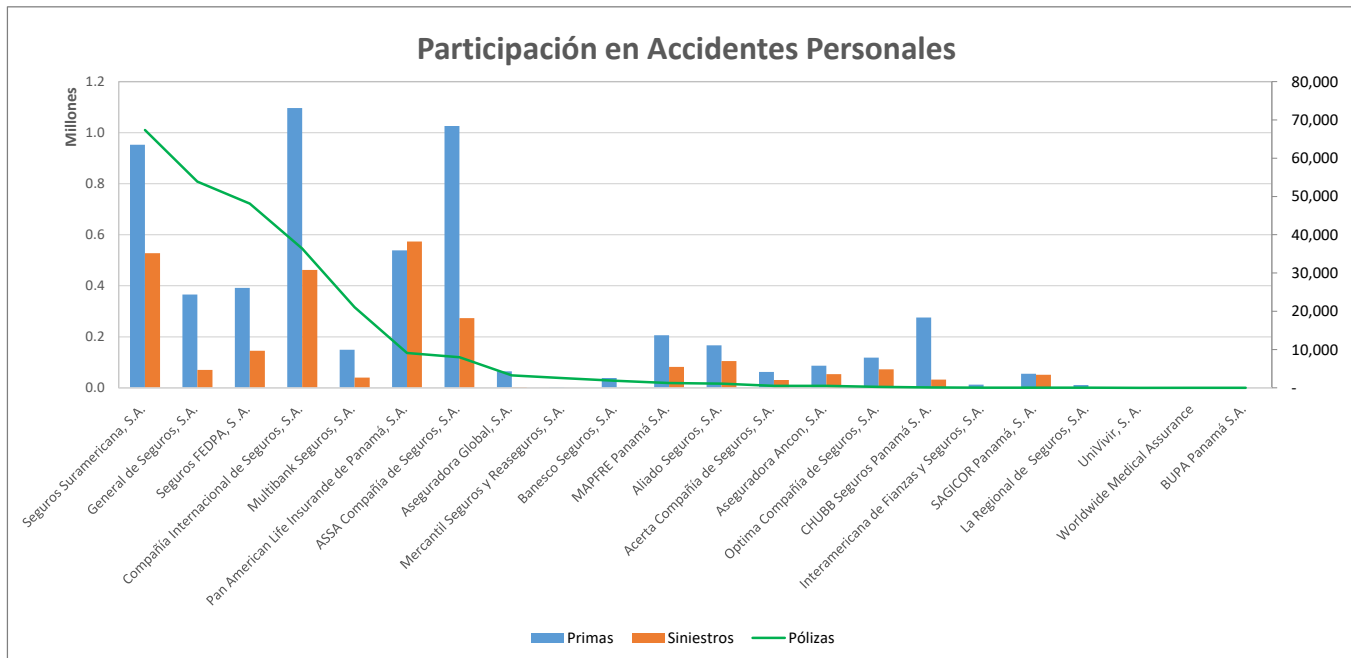
Compañía de Seguros	#	Pólizas	% Pólizas	#	Primas	% Primas	#	Siniestros	% Siniestros	Sinestralidad Promedio
General de Seguros, S.A.	1	149,810	37%	5	3,315,786.51	9.6%	6	580,046.61	4.7%	17.5%
ASSA Compañía de Seguros, S.A.	2	72,710	18%	1	8,738,077.35	25.3%	5	898,038.73	7.2%	10.3%
Seguros Suramericana, S.A.	3	46,952	12%	6	3,018,639.25	8.7%	2	1,878,779.88	15.2%	62.2%
MAPFRE Panamá S.A.	4	35,697	9%	4	4,014,357.70	11.6%	1	6,390,337.41	51.6%	159.2%
Compañía Internacional de Seguros, S.A.	5	33,422	8%	2	5,608,751.37	16.3%	4	1,203,396.82	9.7%	21.5%
Pan American Life Insurande de Panamá, S.A.	6	21,601	5%	3	5,601,573.56	16.2%	3	1,552,489.17	12.5%	27.7%
Worldwide Medical Assurance	7	12,235	3%	7	2,728,868.89	7.9%	7	33,034.09	0.3%	1.2%
Banesco Seguros, S.A.	8	9,365	2%	8	570,534.58	1.7%	8	0.00	0.0%	0.0%
Mercantil Seguros y Reaseguros, S.A.	9	6,524	2%	10	196,428.99	0.6%	9	0.00	0.0%	0.0%
Aseguradora Ancon, S.A.	10	3,436	1%	9	214,223.67	0.6%	22	-146,492.65	-1.2%	0.0%
Multibank Seguros, S.A.	11	2,110	1%	11	120,717.13	0.3%	10	0.00	0.0%	0.0%
Optima Compañía de Seguros, S.A.	12	1,255	0%	15	71,581.81	0.2%	14	0.00	0.0%	0.0%
La Regional de Seguros, S.A.	13	1,237	0%	12	105,748.48	0.3%	11	0.00	0.0%	0.0%
SAGICOR Panamá, S.A.	14	1,033	0%	13	104,520.60	0.3%	12	0.00	0.0%	0.0%
Aseguradora Global, S.A.	15	993	0%	16	16,783.00	0.0%	15	0.00	0.0%	0.0%
Interamericana de Fianzas y Seguros, S.A.	16	749	0%	14	83,046.07	0.2%	13	0.00	0.0%	0.0%
Acerta Compañía de Seguros, S.A.	17	246	0%	22	-6,127.48	0.0%	21	0.00	0.0%	0.0%
Seguros FEDPA, S.A.	18	129	0%	17	3,549.60	0.0%	16	0.00	0.0%	0.0%
CHUBB Seguros Panamá S. A.	19	-	0%	18	0.00	0.0%	17	0.00	0.0%	0.0%
UniVivir, S. A.	20	-	0%	19	0.00	0.0%	18	0.00	0.0%	0.0%
Aliado Seguros, S.A.	21	-	0%	20	0.00	0.0%	19	0.00	0.0%	0.0%
BUPA Panamá S.A.	22	-	0%	21	0.00	0.0%	20	0.00	0.0%	0.0%
		399,504	100%		\$34,507,061.08	100%		\$12,389,630.06	100%	35.9%



ACCIDENTES PERSONALES

AL MES DE FEBRERO DE 2026

Compañía de Seguros	#	Pólizas	% Unidades	#	Primas	% Primas	#	Siniestros	% Siniestros	Sinestralidad Promedio
Seguros Suramericana, S.A.	1	67,358	26%	3	952,354.93	16.9%	2	527,337.87	9.4%	55.4%
General de Seguros, S.A.	2	53,856	21%	6	365,357.56	6.5%	9	70,356.61	1.3%	19.3%
Seguros FEDPA, S. A.	3	48,143	19%	5	391,767.55	7.0%	5	145,504.88	2.6%	37.1%
Compañía Internacional de Seguros, S.A.	4	36,400	14%	1	1,096,587.04	19.5%	3	461,854.02	8.2%	42.1%
Multibank Seguros, S.A.	5	21,054	8%	10	149,013.75	2.7%	12	40,008.16	0.7%	26.8%
Pan American Life Insurande de Panamá, S.A.	6	9,080	4%	4	538,509.05	9.6%	1	573,046.75	10.2%	106.4%
ASSA Compañía de Seguros, S.A.	7	8,015	3%	2	1,025,837.54	18.3%	4	272,987.61	4.9%	26.6%
Aseguradora Global, S.A.	8	3,249	1%	13	64,858.59	1.2%	15	2,288.73	0.0%	3.5%
Mercantil Seguros y Reaseguros, S.A.	9	2,519	1%	20	1,290.27	0.0%	20	0.00	0.0%	0.0%
Banesco Seguros, S.A.	#	1,812	1%	16	38,310.29	0.7%	18	0.00	0.0%	0.0%
MAPFRE Panamá S.A.	#	1,274	0%	8	206,023.45	3.7%	7	81,878.50	1.5%	39.7%
Aliado Seguros, S.A.	#	1,116	0%	9	166,704.51	3.0%	6	105,174.08	1.9%	63.1%
Acerta Compañía de Seguros, S.A.	#	526	0%	14	62,096.50	1.1%	14	30,414.99	0.5%	49.0%
Aseguradora Ancon, S.A.	#	505	0%	12	86,404.24	1.5%	10	53,918.05	1.0%	62.4%
Optima Compañía de Seguros, S.A.	#	257	0%	11	118,557.71	2.1%	8	72,863.60	1.3%	61.5%
CHUBB Seguros Panamá S. A.	#	78	0%	7	275,560.61	4.9%	13	32,350.51	0.6%	11.7%
Interamericana de Fianzas y Seguros, S.A.	#	64	0%	17	12,083.96	0.2%	19	0.00	0.0%	0.0%
SAGICOR Panamá, S. A.	#	37	0%	15	55,040.97	1.0%	11	51,233.63	0.9%	93.1%
La Regional de Seguros, S.A.	#	37	0%	18	11,087.21	0.2%	16	765.67	0.0%	6.9%
Univivir, S. A.	#	6	0%	19	1,392.22	0.0%	22	-2,155.43	-0.1%	0.0%
Worldwide Medical Assurance	#	-	0%	21	0.00	0.0%	17	34.71	0.0%	#DIV/0!
BUPA Panamá S.A.	#	-	0%	22	0.00	0.0%	21	0.00	0.0%	0.0%
TOTAL		255,386	100%		\$5,618,838	100%		\$2,519,862.94	100%	44.8%

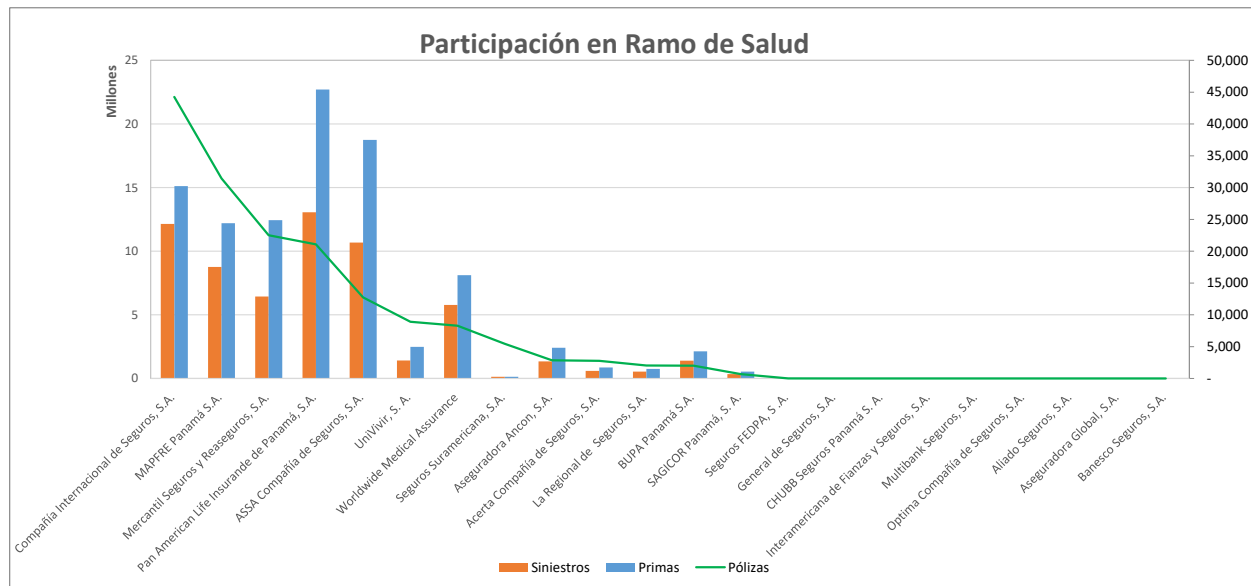


Superintendencia de Seguros y Reaseguros de Panamá Participación de Mercado por Productos

SALUD

AL MES DE FEBRERO DE 2026

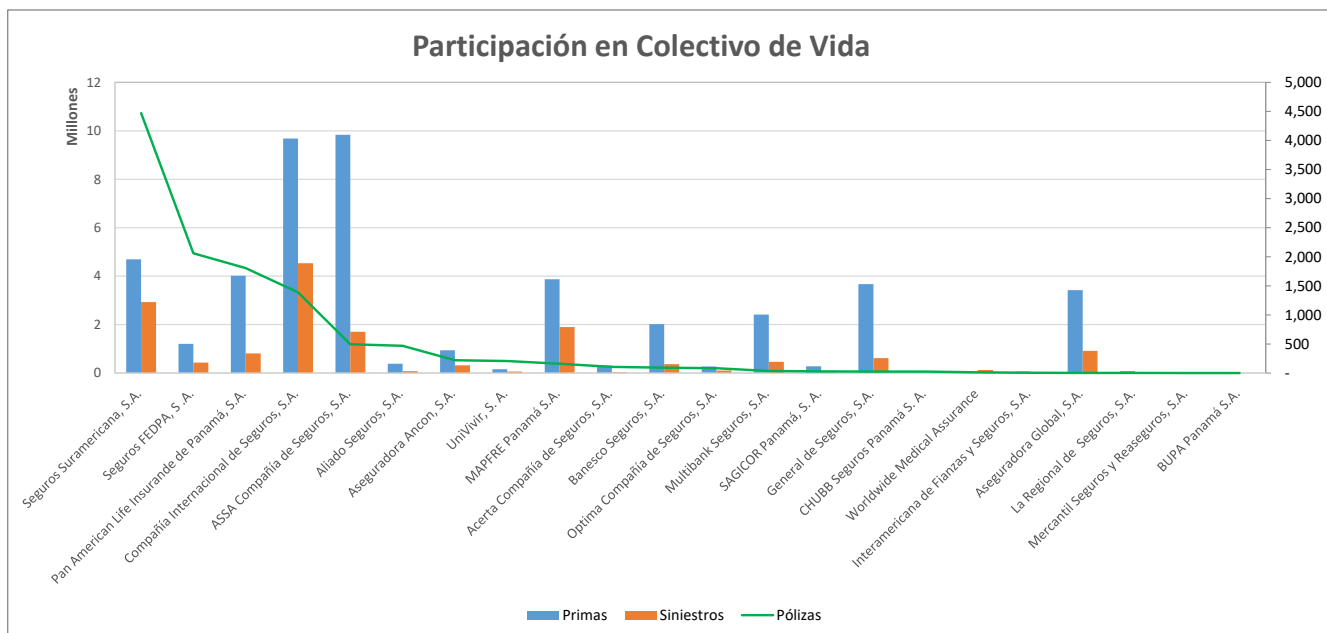
Compañía de Seguros	#	Pólizas	% Pólizas	#	Primas	% Primas	#	Siniestros	% Siniestros	Sinestralidad Promedio
Compañía Internacional de Seguros, S.A.	1	44,248	27%	3	15,115,501.82	15.3%	2	12,144,599.50	12.3%	80.3%
MAPFRE Panamá S.A.	2	31,445	19%	5	12,200,569.83	12.4%	4	8,764,178.30	8.9%	71.8%
Mercantil Seguros y Reaseguros, S.A.	3	22,516	14%	4	12,435,269.35	12.6%	5	6,438,073.19	6.5%	51.8%
Pan American Life Insurande de Panamá, S.A.	4	21,065	13%	1	22,698,706.93	23.0%	1	13,061,215.25	13.2%	57.5%
ASSA Compañía de Seguros, S.A.	5	12,745	8%	2	18,744,276.35	19.0%	3	10,682,646.44	10.8%	57.0%
UniVivir, S. A.	6	8,903	5%	7	2,483,131.49	2.5%	7	1,416,521.86	1.4%	57.0%
Worldwide Medical Assurance	7	8,286	5%	6	8,112,347.94	8.2%	6	5,775,908.32	9.2%	71.2%
Seguros Suramericana, S.A.	8	5,441	3%	13	127,424.48	0.1%	13	124,979.52	0.1%	98.1%
Aseguradora Ancon, S.A.	9	2,849	2%	8	2,411,350.34	2.4%	9	1,342,606.95	1.4%	55.7%
Acerta Compañía de Seguros, S.A.	10	2,782	2%	10	857,326.77	0.9%	10	596,157.74	0.6%	69.5%
La Regional de Seguros, S.A.	11	2,025	1%	11	747,148.93	0.8%	11	534,613.88	0.5%	71.6%
BUPA Panamá S.A.	12	2,022	1%	9	2,125,682.41	2.2%	8	1,403,504.58	1.4%	66.0%
SAGICOR Panamá, S. A.	13	698	0%	12	533,359.35	0.5%	12	342,223.72	0.3%	64.2%
Seguros FEDPA, S. A.	14	1	0%	14	8,559.05	0.0%	14	0.00	0.0%	0.0%
General de Seguros, S.A.	15	-	0%	15	0.00	0.0%	15	0.00	0.0%	0.0%
CHUBB Seguros Panamá S. A.	16	-	0%	16	0.00	0.0%	16	0.00	0.0%	0.0%
Interamericana de Fianzas y Seguros, S.A.	17	-	0%	17	0.00	0.0%	17	0.00	0.0%	0.0%
Multibank Seguros, S.A.	18	-	0%	18	0.00	0.0%	18	0.00	0.0%	0.0%
Optima Compañía de Seguros, S.A.	19	-	0%	19	0.00	0.0%	19	0.00	0.0%	0.0%
Aliado Seguros, S.A.	20	-	0%	20	0.00	0.0%	20	0.00	0.0%	0.0%
Aseguradora Global, S.A.	21	-	0%	21	0.00	0.0%	21	0.00	0.0%	0.0%
Banesco Seguros, S.A.	22	-	0%	22	0.00	0.0%	22	0.00	0.0%	0.0%
TOTAL		165,026	100%		\$98,600,655.04	100%		\$62,627,229.25	100%	63.5%



Superintendencia de Seguros y Reaseguros de Panamá Participación de Mercado por Productos

COLECTIVO DE VIDA AL MES DE FEBRERO DE 2026

Compañía de Seguros	#	Pólizas	% Unidades	#	Primas	% Primas	#	Siniestros	% Siniestros	Sinestralidad Promedio
Seguros Suramericana, S.A.	1	4,471	38%	3	4,692,346.74	9.9%	2	2,927,675.69	18.9%	62.4%
Seguros FEDPA, S. A.	2	2,060	18%	10	1,207,944.10	2.5%	9	429,457.91	2.8%	35.6%
Pan American Life Insurande de Panamá, S.A.	3	1,804	15%	4	4,013,837.44	8.5%	6	810,940.65	5.2%	20.2%
Compañía Internacional de Seguros, S.A.	4	1,388	12%	2	9,686,550.64	20.4%	1	4,536,044.69	29.3%	46.8%
ASSA Compañía de Seguros, S.A.	5	494	4%	1	9,835,343.49	20.8%	4	1,706,769.03	11.0%	17.4%
Aliado Seguros, S.A.	6	470	4%	12	384,287.58	0.8%	14	73,172.50	0.5%	19.0%
Aseguradora Ancon, S.A.	7	220	2%	11	942,582.27	2.0%	11	321,597.39	2.1%	34.1%
Univivir, S. A.	8	205	2%	16	155,655.59	0.3%	16	57,574.86	0.4%	37.0%
MAPFRE Panamá S.A.	9	161	1%	5	3,871,733.22	8.2%	3	1,895,399.08	12.2%	49.0%
Acerta Compañía de Seguros, S.A.	10	107	1%	13	307,390.35	0.6%	17	32,015.11	0.2%	10.4%
Banesco Seguros, S.A.	11	91	1%	9	2,020,966.71	4.3%	10	367,257.96	2.4%	18.2%
Optima Compañía de Seguros, S.A.	12	82	1%	15	273,040.46	0.6%	13	101,819.35	0.7%	37.3%
Multibank Seguros, S.A.	13	36	0%	8	2,415,851.42	5.1%	8	460,828.42	3.0%	19.1%
SAGICOR Panamá, S. A.	14	29	0%	14	274,515.42	0.6%	15	60,488.51	0.4%	22.0%
General de Seguros, S.A.	15	26	0%	6	3,674,413.07	7.8%	7	614,969.17	4.0%	16.7%
CHUBB Seguros Panamá S. A.	16	26	0%	20	22,555.70	0.0%	20	0.00	0.0%	0.0%
Worldwide Medical Assurance	17	12	0%	19	43,689.37	0.1%	12	124,348.70	0.8%	284.6%
Interamericana de Fianzas y Seguros, S.A.	18	5	0%	18	60,319.66	0.1%	18	30,000.00	0.2%	49.7%
Aseguradora Global, S.A.	20	3	0%	7	3,418,879.35	7.2%	5	918,335.02	5.9%	26.9%
La Regional de Seguros, S.A.	19	3	0%	17	78,346.29	0.2%	19	6,915.34	0.0%	8.8%
Mercantil Seguros y Reaseguros, S.A.	21	-	0%	21	0.00	0.0%	21	0.00	0.0%	0.0%
BUPA Panamá S.A.	22	-	0%	22	0.00	0.0%	22	0.00	0.0%	0.0%
Total		11,693	100%		\$47,380,248.87	100%		\$15,475,609.38	100%	32.7%



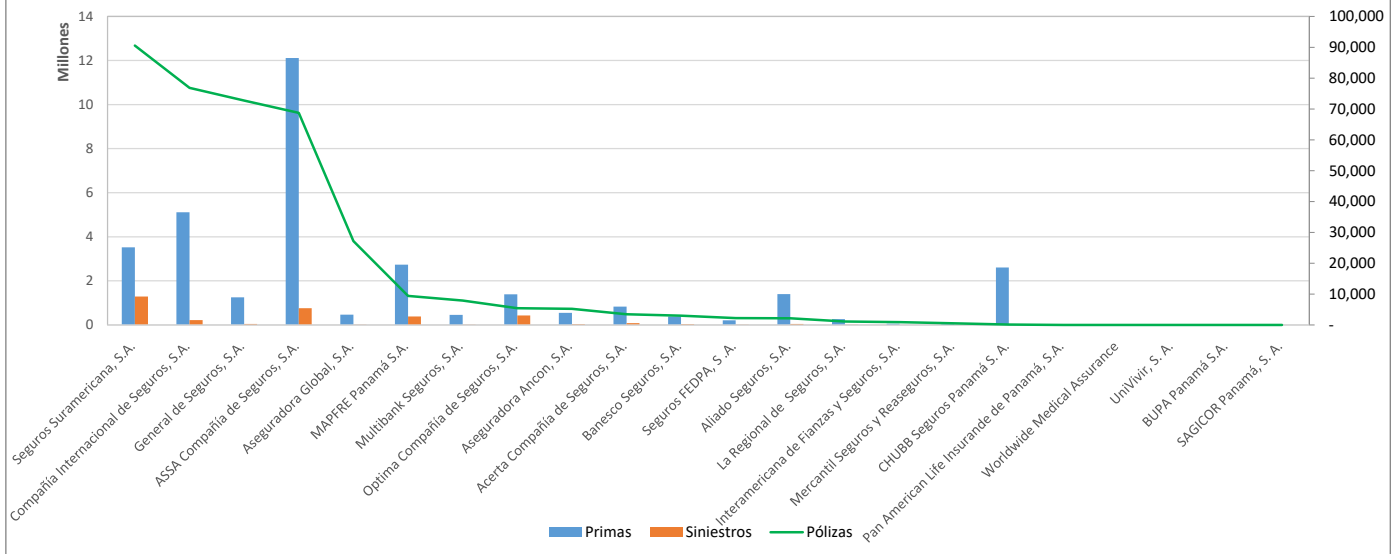
Superintendencia de Seguros y Reaseguros de Panamá Participación de Mercado por Productos

INCENDIO

AL MES DE FEBRERO DE 2026

Compañía de Seguros	#	Pólizas	% Pólizas	#	Primas	% Primas	#	Siniestros	% Siniestros	Sinestralidad Promedio
Seguros Suramericana, S.A.	1	90,551	24%	3	3,522,848.17	10.5%	1	1,292,183.03	38.1%	36.7%
Compañía Internacional de Seguros, S.A.	2	76,861	20%	2	5,113,206.16	15.3%	5	224,169.74	6.6%	4.4%
General de Seguros, S.A.	3	72,729	19%	8	1,251,440.81	3.7%	7	46,361.41	1.4%	3.7%
ASSA Compañía de Seguros, S.A.	4	68,752	18%	1	12,109,654.29	36.2%	2	762,368.82	22.5%	6.3%
Aseguradora Global, S.A.	5	27,199	7%	11	465,212.19	1.4%	12	9,315.83	0.3%	2.0%
MAPFRE Panamá S.A.	6	9,426	2%	4	2,737,667.13	8.2%	4	384,144.71	11.3%	14.0%
Multibank Seguros, S.A.	7	7,887	2%	12	458,605.13	1.4%	14	5,881.79	0.2%	1.3%
Optima Compañía de Seguros, S.A.	8	5,410	1%	7	1,387,492.34	4.2%	3	431,729.59	12.7%	31.1%
Aseguradora Ancon, S.A.	9	5,202	1%	10	551,736.85	1.7%	10	38,555.26	1.1%	7.0%
Acerta Compañía de Seguros, S.A.	10	3,488	1%	9	833,368.79	2.5%	6	84,165.56	2.5%	10.1%
Banesco Seguros, S.A.	11	3,020	1%	13	384,178.34	1.1%	9	39,702.48	1.2%	10.3%
Seguros FEDPA, S.A.	12	2,210	1%	15	211,130.02	0.6%	15	477.63	0.0%	0.2%
Aliado Seguros, S.A.	13	2,156	1%	6	1,401,775.32	4.2%	8	42,847.66	1.3%	3.1%
La Regional de Seguros, S.A.	14	1,112	0%	14	266,405.21	0.8%	13	8,298.85	0.2%	3.1%
Interamericana de Fianzas y Seguros, S.A.	15	903	0%	16	59,552.59	0.2%	16	0.00	0.0%	0.0%
Mercantil Seguros y Reaseguros, S.A.	16	499	0%	17	55,364.11	0.2%	17	0.00	0.0%	0.0%
CHUBB Seguros Panamá S. A.	17	160	0%	5	2,607,862.62	7.8%	11	19,925.63	0.6%	0.8%
Pan American Life Insurande de Panamá, S.A.	18	-	0%	18	0.00	0.0%	18	0.00	0.0%	0.0%
Worldwide Medical Assurance	19	-	0%	19	0.00	0.0%	19	0.00	0.0%	0.0%
Univivir, S. A.	20	-	0%	20	0.00	0.0%	20	0.00	0.0%	0.0%
BUPA Panamá S.A.	21	-	0%	21	0.00	0.0%	21	0.00	0.0%	0.0%
SAGICOR Panamá, S. A.	22	-	0%	22	0.00	0.0%	22	0.00	0.0%	0.0%
TOTAL		377,565	100%		\$33,417,500.07	100%		\$3,390,127.99	100%	10.1%

Participación en Ramo de Incendio



Superintendencia de Seguros y Reaseguros de Panamá Participación de Mercado por Productos

VIDA INDUSTRIAL AL MES DE FEBRERO DE 2026

Compañía de Seguros	#	Pólizas	% Pólizas	#	Primas	% Primas	#	Siniestros	% Siniestros	Sinestralidad Promedio
Acerta Compañía de Seguros, S.A.	1	20	100%	1	0.00	0.0%	1	0.00	0.0%	0.0%
Aliado Seguros, S.A.	2	-	0%	2	0.00	0.0%	2	0.00	0.0%	0.0%
Aseguradora Ancon, S.A.	3	-	0%	3	0.00	0.0%	3	0.00	0.0%	0.0%
Aseguradora Global, S.A.	4	-	0%	4	0.00	0.0%	4	0.00	0.0%	0.0%
ASSA Compañía de Seguros, S.A.	5	-	0%	5	0.00	0.0%	5	0.00	0.0%	0.0%
Banesco Seguros, S.A.	6	-	0%	6	0.00	0.0%	6	0.00	0.0%	0.0%
BUPA Panamá S.A.	7	-	0%	7	0.00	0.0%	7	0.00	0.0%	0.0%
CHUBB Seguros Panamá S. A.	8	-	0%	8	0.00	0.0%	8	0.00	0.0%	0.0%
Compañía Internacional de Seguros, S.A.	9	-	0%	9	0.00	0.0%	9	0.00	0.0%	0.0%
General de Seguros, S.A.	10	-	0%	10	0.00	0.0%	10	0.00	0.0%	0.0%
Interamericana de Fianzas y Seguros, S.A.	11	-	0%	11	0.00	0.0%	11	0.00	0.0%	0.0%
La Regional de Seguros, S.A.	12	-	0%	12	0.00	0.0%	12	0.00	0.0%	0.0%
MAPFRE Panamá S.A.	13	-	0%	13	0.00	0.0%	13	0.00	0.0%	0.0%
Mercantil Seguros y Reaseguros, S.A.	14	-	0%	14	0.00	0.0%	14	0.00	0.0%	0.0%
Multibank Seguros, S.A.	15	-	0%	15	0.00	0.0%	15	0.00	0.0%	0.0%
Optima Compañía de Seguros, S.A.	16	-	0%	16	0.00	0.0%	16	0.00	0.0%	0.0%
Pan American Life Insurande de Panamá, S.A.	17	-	0%	17	0.00	0.0%	17	0.00	0.0%	0.0%
SAGICOR Panamá, S. A.	18	-	0%	18	0.00	0.0%	18	0.00	0.0%	0.0%
Seguros FEDPA, S. A.	19	-	0%	19	0.00	0.0%	19	0.00	0.0%	0.0%
Seguros Suramericana, S.A.	20	-	0%	20	0.00	0.0%	20	0.00	0.0%	0.0%
Univivir, S. A.	21	-	0%	21	0.00	0.0%	21	0.00	0.0%	0.0%
Worldwide Medical Assurance	22	-	0%	22	0.00	0.0%	22	0.00	0.0%	0.0%
		20	100%		\$0.00	0%		\$0.00	0%	0.0%

Participación en Ramo Vida Industrial

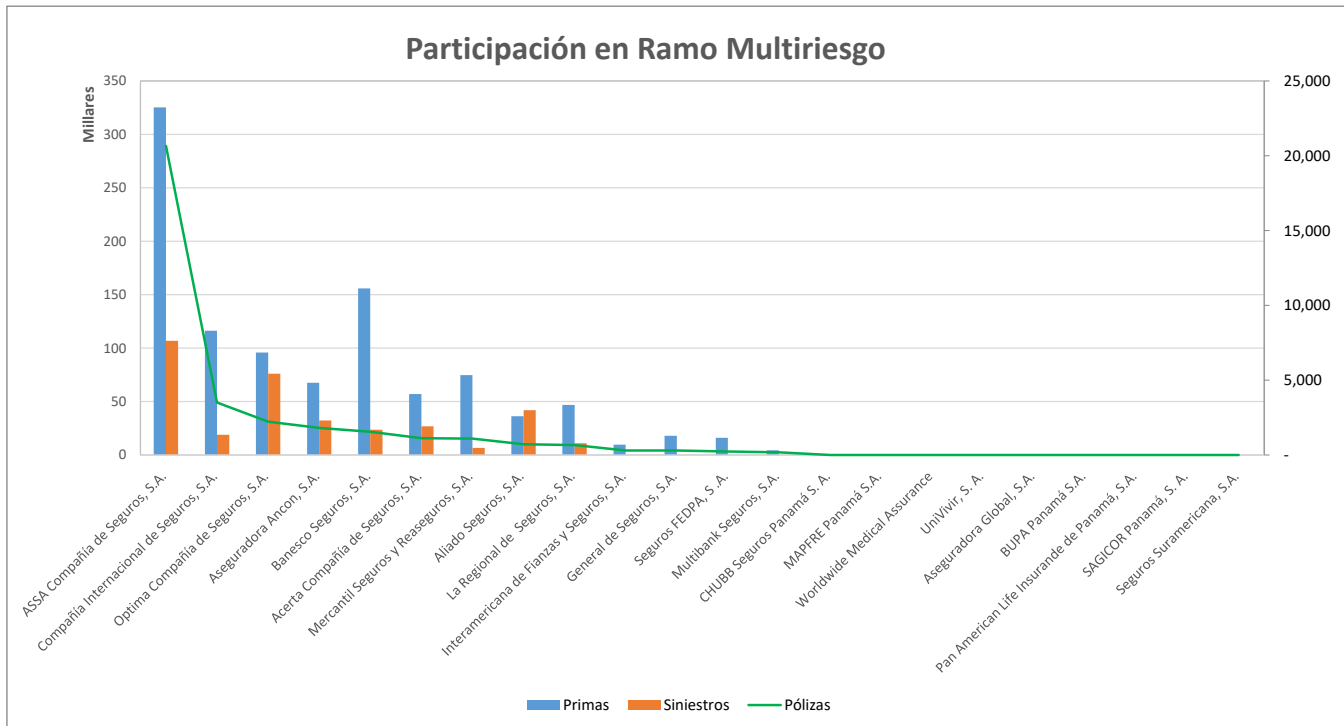


Superintendencia de Seguros y Reaseguros de Panamá Participación de Mercado por Productos

MULTIRIESGO

AL MES DE FEBRERO DE 2026

Compañía de Seguros	#	Pólizas	% Pólizas	#	Primas	% Primas	#	Siniestros	% Siniestros	Sinestralidad Promedio
ASSA Compañía de Seguros, S.A.	1	20,659	60%	1	325,347.94	31.8%	1	106,783.93	31.0%	32.8%
Compañía Internacional de Seguros, S.A.	2	3,510	10%	3	116,279.07	11.4%	7	18,906.80	5.5%	16.3%
Optima Compañía de Seguros, S.A.	3	2,230	6%	4	95,814.77	9.4%	2	76,027.52	22.1%	79.3%
Aseguradora Ancon, S.A.	4	1,809	5%	6	67,516.27	6.6%	4	32,235.96	9.4%	47.7%
Banesco Seguros, S.A.	5	1,554	5%	2	155,974.19	15.2%	6	23,576.38	6.9%	15.1%
Acerta Compañía de Seguros, S.A.	6	1,124	3%	7	57,058.35	5.6%	5	26,767.99	7.8%	46.9%
Mercantil Seguros y Reaseguros, S.A.	7	1,095	3%	5	74,689.93	7.3%	9	6,740.07	2.0%	9.0%
Aliado Seguros, S.A.	8	721	2%	9	36,227.72	3.5%	3	41,912.96	12.2%	115.7%
La Regional de Seguros, S.A.	9	668	2%	8	46,812.78	4.6%	8	10,958.31	3.2%	23.4%
Interamericana de Fianzas y Seguros, S.A.	10	307	1%	12	9,605.57	0.9%	12	0.00	0.0%	0.0%
General de Seguros, S.A.	11	302	1%	10	17,908.17	1.7%	10	0.00	0.0%	0.0%
Seguros FEDPA, S. A.	12	235	1%	11	16,077.66	1.6%	11	0.00	0.0%	0.0%
Multibank Seguros, S.A.	13	185	1%	13	4,427.97	0.4%	13	0.00	0.0%	0.0%
CHUBB Seguros Panamá S. A.	14	-	0%	14	0.00	0.0%	14	0.00	0.0%	0.0%
MAPFRE Panamá S.A.	15	-	0%	15	0.00	0.0%	15	0.00	0.0%	0.0%
Worldwide Medical Assurance	16	-	0%	16	0.00	0.0%	16	0.00	0.0%	0.0%
UniVivir, S. A.	17	-	0%	17	0.00	0.0%	17	0.00	0.0%	0.0%
Aseguradora Global, S.A.	18	-	0%	18	0.00	0.0%	18	0.00	0.0%	0.0%
BUPA Panamá S.A.	19	-	0%	19	0.00	0.0%	19	0.00	0.0%	0.0%
Pan American Life Insurande de Panamá, S.A.	20	-	0%	20	0.00	0.0%	20	0.00	0.0%	0.0%
SAGICOR Panamá, S. A.	21	-	0%	21	0.00	0.0%	21	0.00	0.0%	0.0%
Seguros Suramericana, S.A.	22	-	0%	22	0.00	0.0%	22	0.00	0.0%	0.0%
TOTAL		34,399	100%		\$1,023,740.39	100%		\$343,909.92	100%	33.6%

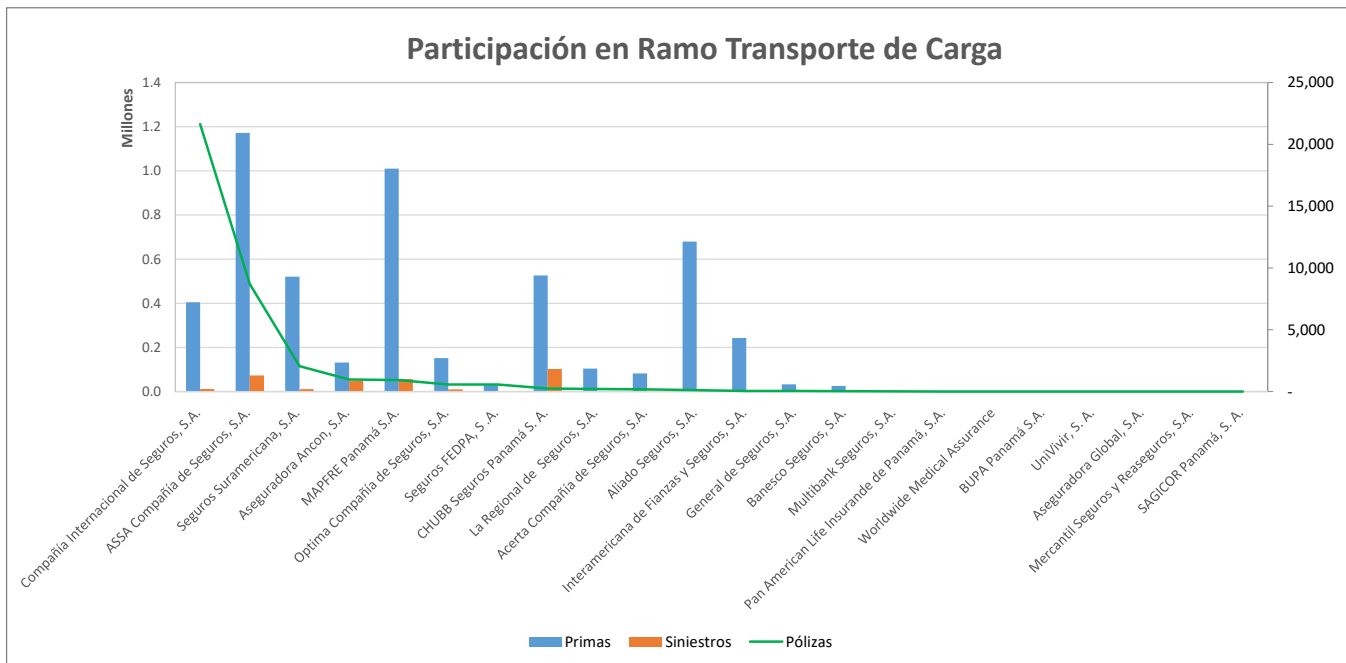


Superintendencia de Seguros y Reaseguros de Panamá Participación de Mercado por Productos

TRANSPORTE

AL MES DE FEBRERO DE 2026

Compañía de Seguros	#	Pólizas	% Pólizas	#	Primas	% Primas	#	Siniestros	% Siniestros	Sinestralidad Promedio
Compañía Internacional de Seguros, S.A.	1	21,637	60%	6	404,093.42	7.9%	5	11,336.57	3.5%	2.8%
ASSA Compañía de Seguros, S.A.	2	8,710	24%	1	1,171,456.80	22.9%	2	73,118.29	22.9%	6.2%
Seguros Suramericana, S.A.	3	2,052	6%	5	520,772.16	10.2%	6	10,965.95	3.4%	2.1%
Aseguradora Ancon, S.A.	4	976	3%	9	131,002.96	2.6%	4	48,831.13	15.3%	37.3%
MAPFRE Panamá S.A.	5	933	3%	2	1,010,459.12	19.8%	3	56,593.41	17.7%	5.6%
Optima Compañía de Seguros, S.A.	6	568	2%	8	151,715.07	3.0%	7	9,591.80	3.0%	6.3%
Seguros FEDPA, S. A.	7	564	2%	13	29,201.14	0.6%	9	2,093.11	0.7%	7.2%
CHUBB Seguros Panamá S. A.	8	241	1%	4	525,929.58	10.3%	1	102,055.61	31.9%	19.4%
La Regional de Seguros, S.A.	9	215	1%	10	104,372.97	2.0%	14	0.00	0.0%	0.0%
Acerta Compañía de Seguros, S.A.	10	172	0%	11	81,776.42	1.6%	11	433.62	0.1%	0.5%
Aliado Seguros, S.A.	11	112	0%	3	679,162.72	13.3%	12	377.66	0.1%	0.1%
Interamericana de Fianzas y Seguros, S.A.	12	51	0%	7	242,959.27	4.8%	13	0.00	0.0%	0.0%
General de Seguros, S.A.	13	43	0%	12	32,710.69	0.6%	10	1,095.15	0.3%	3.3%
Banesco Seguros, S.A.	14	34	0%	14	25,143.59	0.5%	8	3,179.66	1.0%	12.6%
Multibank Seguros, S.A.	15	9	0%	15	555.32	0.0%	15	0.00	0.0%	0.0%
Pan American Life Insurande de Panamá, S.A.	16	-	0%	16	0.00	0.0%	16	0.00	0.0%	0.0%
Worldwide Medical Assurance	17	-	0%	17	0.00	0.0%	17	0.00	0.0%	0.0%
BUPA Panamá S.A.	18	-	0%	18	0.00	0.0%	18	0.00	0.0%	0.0%
UniVivir, S. A.	19	-	0%	19	0.00	0.0%	19	0.00	0.0%	0.0%
Aseguradora Global, S.A.	20	-	0%	20	0.00	0.0%	20	0.00	0.0%	0.0%
Mercantil Seguros y Reaseguros, S.A.	21	-	0%	21	0.00	0.0%	21	0.00	0.0%	0.0%
SAGICOR Panamá, S. A.	22	-	0%	22	0.00	0.0%	22	0.00	0.0%	0.0%
		36,317	100%		\$5,111,311.23	100%		\$319,671.96	100%	6.3%

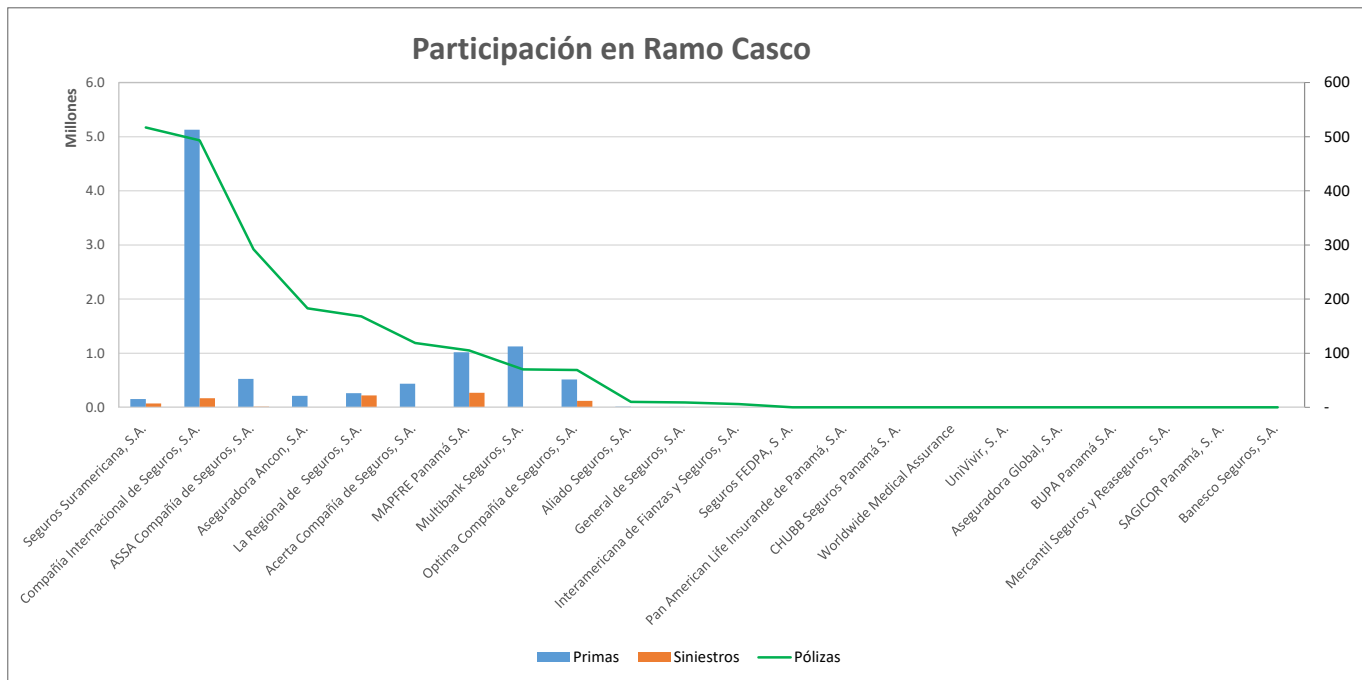


Superintendencia de Seguros y Reaseguros de Panamá Participación de Mercado por Productos

CASCO

AL MES DE FEBRERO DE 2026

Compañía de Seguros	#	Pólizas	% Pólizas	#	Primas	% Primas	#	Siniestros	% Siniestros	Sinestralidad Promedio
Seguros Suramericana, S.A.	1	517	25%	9	152,864.81	1.6%	5	70,357.06	8.2%	46.0%
Compañía Internacional de Seguros, S.A.	2	493	24%	1	5,129,100.31	54.6%	3	167,620.00	19.6%	3.3%
ASSA Compañía de Seguros, S.A.	3	292	14%	4	526,067.17	5.6%	6	12,551.03	1.5%	2.4%
Aseguradora Ancon, S.A.	4	183	9%	8	210,925.25	2.2%	7	383.68	0.0%	0.2%
La Regional de Seguros, S.A.	5	168	8%	7	261,346.42	2.8%	2	218,853.69	25.5%	83.7%
Acerta Compañía de Seguros, S.A.	6	119	6%	6	437,234.08	4.7%	9	0.00	0.0%	0.0%
MAPFRE Panamá S.A.	7	105	5%	3	1,017,417.02	10.8%	1	266,623.78	31.1%	26.2%
Multibank Seguros, S.A.	8	70	3%	2	1,126,063.44	12.0%	8	56.16	0.0%	0.0%
Optima Compañía de Seguros, S.A.	9	69	3%	5	515,751.86	5.5%	4	120,522.91	14.1%	23.4%
Aliado Seguros, S.A.	10	10	0%	10	10,796.11	0.1%	10	0.00	0.0%	0.0%
General de Seguros, S.A.	11	9	0%	11	6,844.95	0.1%	11	0.00	0.0%	0.0%
Interamericana de Fianzas y Seguros, S.A.	12	6	0%	22	-3,093.68	0.0%	22	0.00	0.0%	0.0%
Seguros FEDPA, S.A.	13	-	0%	12	0.00	0.0%	12	0.00	0.0%	0.0%
Pan American Life Insurande de Panamá, S.A.	14	-	0%	13	0.00	0.0%	13	0.00	0.0%	0.0%
CHUBB Seguros Panamá S. A.	15	-	0%	14	0.00	0.0%	14	0.00	0.0%	0.0%
Worldwide Medical Assurance	16	-	0%	15	0.00	0.0%	15	0.00	0.0%	0.0%
UniVivir, S.A.	17	-	0%	16	0.00	0.0%	16	0.00	0.0%	0.0%
Aseguradora Global, S.A.	18	-	0%	17	0.00	0.0%	17	0.00	0.0%	0.0%
BUPA Panamá S.A.	19	-	0%	18	0.00	0.0%	18	0.00	0.0%	0.0%
Mercantil Seguros y Reaseguros, S.A.	20	-	0%	19	0.00	0.0%	19	0.00	0.0%	0.0%
SAGICOR Panamá, S.A.	21	-	0%	20	0.00	0.0%	20	0.00	0.0%	0.0%
Banescos Seguros, S.A.	22	-	0%	21	0.00	0.0%	21	0.00	0.0%	0.0%
		2,041	100%		\$9,391,317.74	100%		\$856,968.31	100%	9.1%

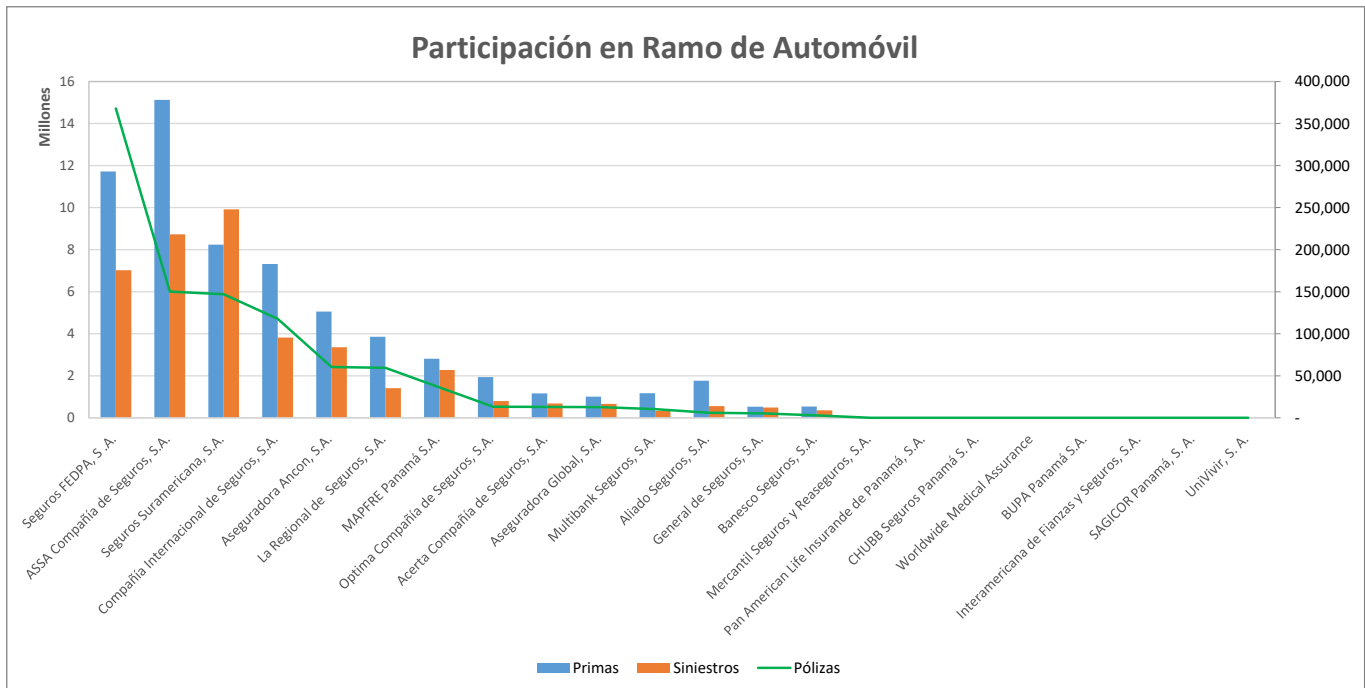


Superintendencia de Seguros y Reaseguros de Panamá Participación de Mercado por Productos

AUTOMÓVIL

AL MES DE FEBRERO DE 2026

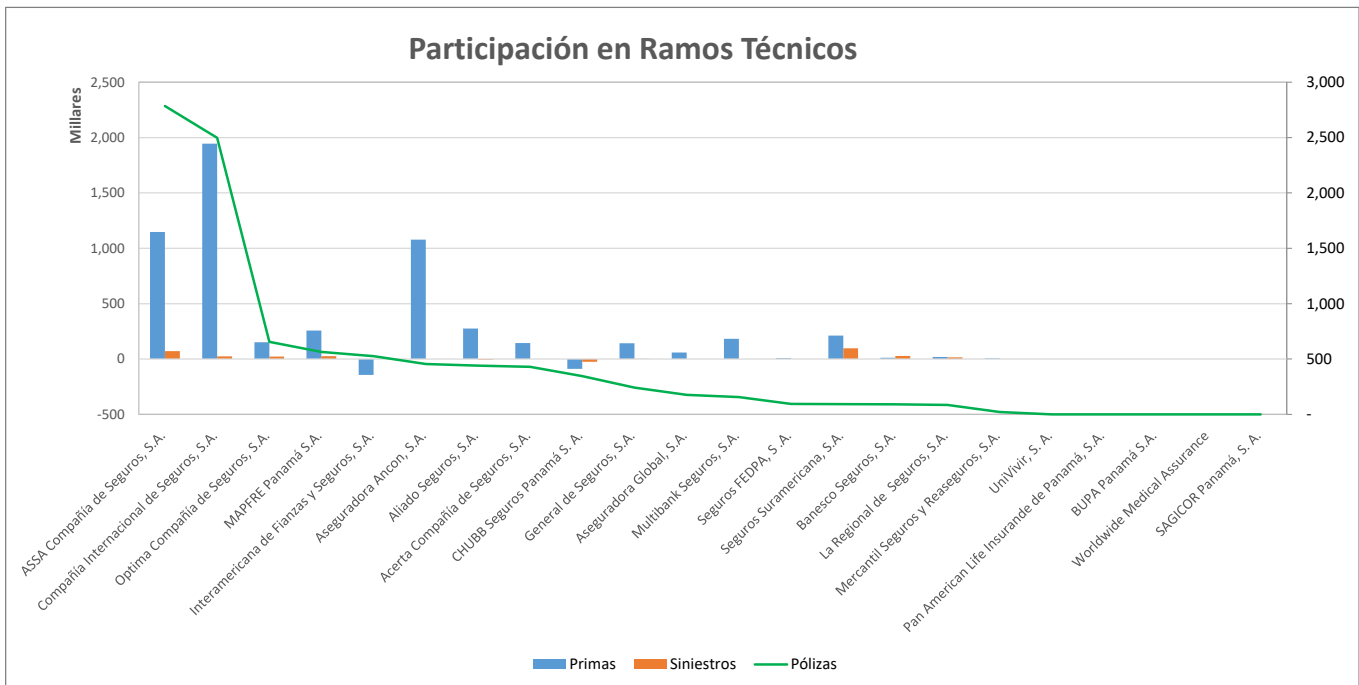
Compañía de Seguros	#	Pólizas	% Pólizas	#	Primas	% Primas	#	Siniestros	% Siniestros	Sinestralidad Promedio
Seguros FEDPA, S. A.	1	367,973	37%	2	11,716,936.20	18.8%	3	7,022,367.30	17.4%	59.9%
ASSA Compañía de Seguros, S.A.	2	150,017	15%	1	15,129,177.30	24.3%	2	8,725,060.07	21.6%	57.7%
Seguros Suramericana, S.A.	3	146,964	15%	3	8,239,909.26	13.2%	1	9,919,414.07	24.6%	120.4%
Compañía Internacional de Seguros, S.A.	4	117,819	12%	4	7,321,469.43	11.8%	4	3,819,050.04	9.5%	52.2%
Aseguradora Ancon, S.A.	5	60,406	6%	5	5,059,275.55	8.1%	5	3,360,319.77	8.3%	66.4%
La Regional de Seguros, S.A.	6	59,583	6%	6	3,855,818.65	6.2%	7	1,409,050.38	3.5%	36.5%
MAPFRE Panamá S.A.	7	36,275	4%	7	2,807,415.16	4.5%	6	2,270,188.74	5.6%	80.9%
Optima Compañía de Seguros, S.A.	8	13,151	1%	8	1,934,028.90	3.1%	8	793,029.47	2.0%	41.0%
Acerta Compañía de Seguros, S.A.	9	12,997	1%	11	1,162,303.62	1.9%	9	681,709.10	1.7%	58.7%
Aseguradora Global, S.A.	10	12,661	1%	12	1,004,840.30	1.6%	10	666,291.13	1.6%	66.3%
Multibank Seguros, S.A.	11	10,318	1%	10	1,167,727.68	1.9%	14	324,279.25	0.8%	27.8%
Aliado Seguros, S.A.	12	5,894	1%	9	1,762,861.15	2.8%	11	557,579.95	1.4%	31.6%
General de Seguros, S.A.	13	5,282	1%	14	524,417.98	0.8%	12	490,066.84	1.2%	93.4%
Baneco Seguros, S.A.	14	2,801	0%	13	542,178.13	0.9%	13	357,575.20	0.9%	66.0%
Mercantil Seguros y Reaseguros, S.A.	15	-	0%	15	0.00	0.0%	15	0.00	0.0%	0.0%
Pan American Life Insurande de Panamá, S.A.	16	-	0%	16	0.00	0.0%	16	0.00	0.0%	0.0%
CHUBB Seguros Panamá S. A.	17	-	0%	17	0.00	0.0%	17	0.00	0.0%	0.0%
Worldwide Medical Assurance	18	-	0%	18	0.00	0.0%	18	0.00	0.0%	0.0%
BUPA Panamá S.A.	19	-	0%	19	0.00	0.0%	19	0.00	0.0%	0.0%
Interamericana de Fianzas y Seguros, S.A.	20	-	0%	20	0.00	0.0%	20	0.00	0.0%	0.0%
SAGICOR Panamá, S. A.	21	-	0%	21	0.00	0.0%	21	0.00	0.0%	0.0%
Univivir, S. A.	22	-	0%	22	0.00	0.0%	22	0.00	0.0%	0.0%
		1,002,141	100%		\$62,228,359.31	100%		\$40,395,981.31	100%	64.9%



RAMOS TÉCNICOS

AL MES DE FEBRERO DE 2026

Compañía de Seguros	#	Pólizas	% Pólizas	#	Primas	% Primas	#	Siniestros	% Siniestros	Sinestralidad Promedio
ASSA Compañía de Seguros, S.A.	1	2,785	29%	2	1,147,438.78	21.2%	2	71,657.36	28.0%	6.2%
Compañía Internacional de Seguros, S.A.	2	2,498	26%	1	1,945,194.27	36.0%	5	23,253.44	9.1%	1.2%
Optima Compañía de Seguros, S.A.	3	656	7%	8	151,160.62	2.8%	6	21,526.73	8.4%	14.2%
MAPFRE Panamá S.A.	4	564	6%	5	256,600.78	4.7%	4	26,118.93	10.2%	10.2%
Interamericana de Fianzas y Seguros, S.A.	5	525	5%	22	-143,698.00	-2.7%	20	0.00	0.0%	0.0%
Aseguradora Ancon, S.A.	6	455	5%	3	1,078,484.91	20.0%	9	0.00	0.0%	0.0%
Aliado Seguros, S.A.	7	440	5%	4	275,399.06	5.1%	21	-4,533.95	-1.8%	0.0%
Acerta Compañía de Seguros, S.A.	8	430	4%	9	143,978.72	2.7%	11	0.00	0.0%	0.0%
CHUBB Seguros Panamá S. A.	9	345	4%	21	-88,985.95	-1.6%	22	-24,946.88	-9.8%	0.0%
General de Seguros, S.A.	10	242	3%	10	141,841.87	2.6%	8	1,335.38	0.5%	0.9%
Aseguradora Global, S.A.	11	176	2%	11	58,349.61	1.1%	12	0.00	0.0%	0.0%
Multibank Seguros, S.A.	12	156	2%	7	183,338.41	3.4%	10	0.00	0.0%	0.0%
Seguros FEDPA, S. A.	13	95	1%	14	7,653.55	0.1%	13	0.00	0.0%	0.0%
Seguros Suramericana, S.A.	14	92	1%	6	210,893.06	3.9%	1	97,237.70	38.0%	46.1%
Banesco Seguros, S.A.	15	90	1%	13	11,345.72	0.2%	3	28,091.65	11.0%	247.6%
La Regional de Seguros, S.A.	16	86	1%	12	18,911.65	0.3%	7	15,839.27	6.2%	83.8%
Mercantil Seguros y Reaseguros, S.A.	17	21	0%	15	5,896.80	0.1%	14	0.00	0.0%	0.0%
Univivir, S. A.	18	-	0%	16	0.00	0.0%	15	0.00	0.0%	0.0%
Pan American Life Insurande de Panamá, S.A.	19	-	0%	17	0.00	0.0%	16	0.00	0.0%	0.0%
BUPA Panamá S.A.	20	-	0%	18	0.00	0.0%	17	0.00	0.0%	0.0%
Worldwide Medical Assurance	21	-	0%	19	0.00	0.0%	18	0.00	0.0%	0.0%
SAGICOR Panamá, S. A.	22	-	0%	20	0.00	0.0%	19	0.00	0.0%	0.0%
		9,656	100%		\$5,403,803.86	100%		\$255,579.63	100%	4.7%

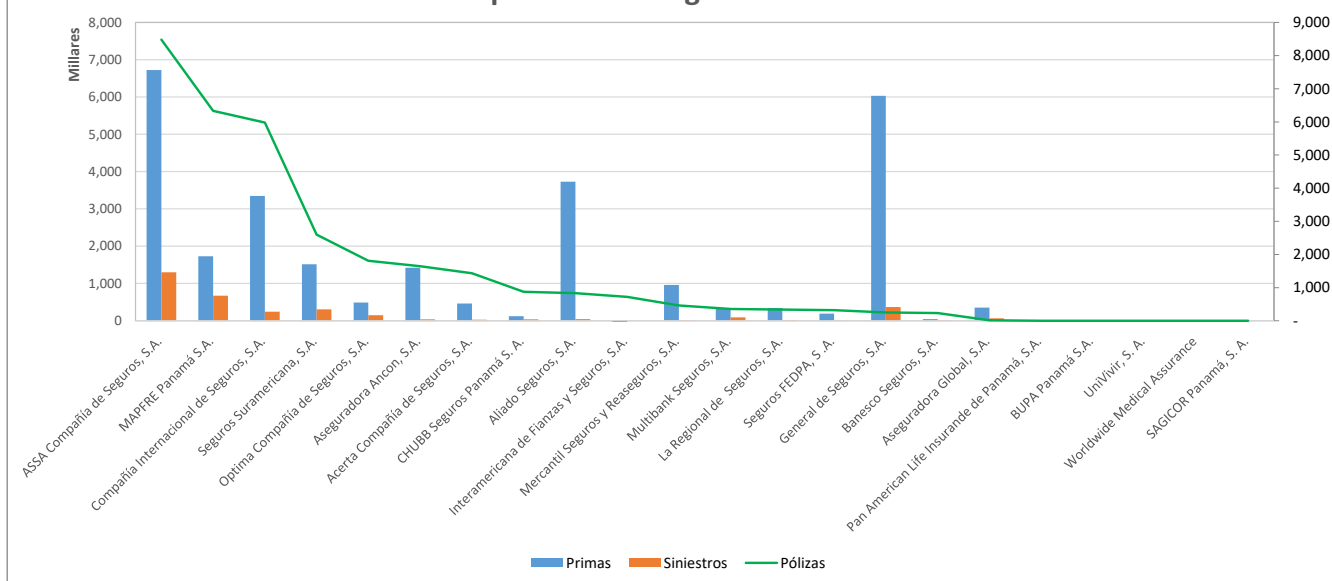


RIESGOS DIVERSOS

AL MES DE FEBRERO DE 2026

Compañía de Seguros	#	Pólizas	% Pólizas	#	Primas	% Primas	#	Siniestros	% Siniestros	Sinestralidad Promedio
ASSA Compañía de Seguros, S.A.	1	8,481	26%	1	6,724,879.30	24.5%	1	1,302,560.20	38.4%	19.4%
MAPFRE Panamá S.A.	2	6,335	19%	5	1,727,818.64	6.3%	2	673,162.29	19.9%	39.0%
Compañía Internacional de Seguros, S.A.	3	5,980	18%	4	3,345,476.43	12.2%	5	240,538.46	7.1%	7.2%
Seguros Suramericana, S.A.	4	2,598	8%	6	1,516,266.51	5.5%	4	303,511.96	9.0%	20.0%
Optima Compañía de Seguros, S.A.	5	1,811	6%	9	490,139.44	1.8%	6	148,534.26	4.4%	30.3%
Aseguradora Ancon, S.A.	6	1,645	5%	7	1,419,132.63	5.2%	10	39,863.31	1.2%	2.8%
Acerta Compañía de Seguros, S.A.	7	1,434	4%	10	462,828.83	1.7%	12	30,872.50	0.9%	6.7%
CHUBB Seguros Panamá S. A.	8	873	3%	15	121,542.27	0.4%	11	36,985.28	1.1%	30.4%
Aliado Seguros, S.A.	9	833	3%	3	3,727,687.85	13.6%	9	45,366.41	1.3%	1.2%
Interamericana de Fianzas y Seguros, S.A.	10	718	2%	22	-298,663.99	-1.1%	22	0.00	0.0%	0.0%
Mercantil Seguros y Reaseguros, S.A.	11	460	1%	8	959,493.36	3.5%	13	16,368.98	0.5%	1.7%
Multibank Seguros, S.A.	12	355	1%	13	318,341.89	1.2%	7	92,576.10	2.7%	29.1%
La Regional de Seguros, S.A.	13	338	1%	12	342,411.90	1.2%	14	15,640.69	0.5%	4.6%
Seguros FEDPA, S. A.	14	318	1%	14	189,183.77	0.7%	16	1,527.37	0.0%	0.8%
General de Seguros, S.A.	15	252	1%	2	6,031,217.94	22.0%	3	366,607.64	10.8%	6.1%
Banesco Seguros, S.A.	16	232	1%	16	42,432.92	0.2%	15	11,378.21	0.3%	26.8%
Aseguradora Global, S.A.	17	13	0%	11	352,669.39	1.3%	8	64,347.43	1.9%	18.2%
Pan American Life Insurande de Panamá, S.A.	18	-	0%	17	0.00	0.0%	17	0.00	0.0%	0.0%
BUPA Panamá S.A.	19	-	0%	18	0.00	0.0%	18	0.00	0.0%	0.0%
UniVivir, S. A.	20	-	0%	19	0.00	0.0%	19	0.00	0.0%	0.0%
Worldwide Medical Assurance	21	-	0%	20	0.00	0.0%	20	0.00	0.0%	0.0%
SAGICOR Panamá, S. A.	22	-	0%	21	0.00	0.0%	21	0.00	0.0%	0.0%
		32,676	100%		\$27,472,859.08	100%		\$3,389,841.09	100%	12.3%

Participación en Riesgos Diversos

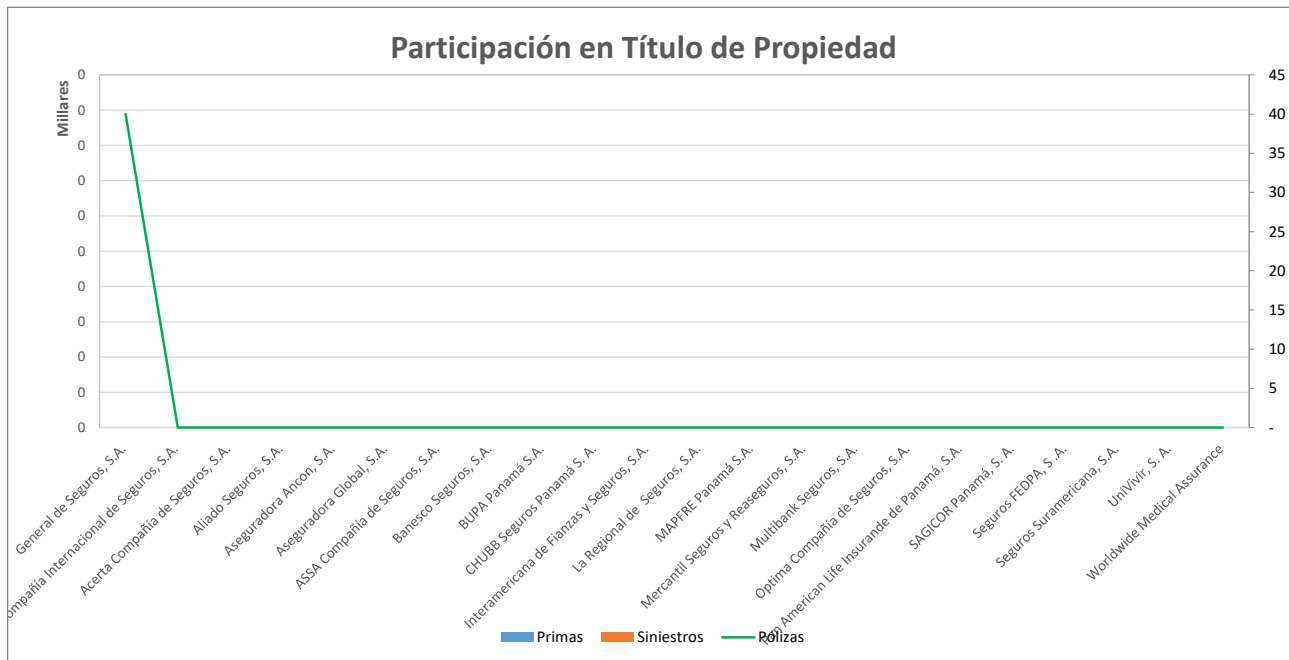


Superintendencia de Seguros y Reaseguros de Panamá Participación de Mercado por Productos

TÍTULO DE PROPIEDAED

AL MES DE FEBRERO DE 2026

Compañía de Seguros	#	Pólizas	% Pólizas	#	Primas	% Primas	#	Siniestros	% Siniestros	Sinestralidad Promedio
General de Seguros, S.A.	1	40	100%	1	0.00	0.0%	1	0.00	0.0%	0.0%
Compañía Internacional de Seguros, S.A.	2	-	0%	2	0.00	0.0%	2	0.00	0.0%	0.0%
Acerta Compañía de Seguros, S.A.	3	-	0%	3	0.00	0.0%	3	0.00	0.0%	0.0%
Aliado Seguros, S.A.	4	-	0%	4	0.00	0.0%	4	0.00	0.0%	0.0%
Aseguradora Ancon, S.A.	5	-	0%	5	0.00	0.0%	5	0.00	0.0%	0.0%
Aseguradora Global, S.A.	6	-	0%	6	0.00	0.0%	6	0.00	0.0%	0.0%
ASSA Compañía de Seguros, S.A.	7	-	0%	7	0.00	0.0%	7	0.00	0.0%	0.0%
Banesco Seguros, S.A.	8	-	0%	8	0.00	0.0%	8	0.00	0.0%	0.0%
BUPA Panamá S.A.	9	-	0%	9	0.00	0.0%	9	0.00	0.0%	0.0%
CHUBB Seguros Panamá S. A.	10	-	0%	10	0.00	0.0%	10	0.00	0.0%	0.0%
Interamericana de Fianzas y Seguros, S.A.	11	-	0%	11	0.00	0.0%	11	0.00	0.0%	0.0%
La Regional de Seguros, S.A.	12	-	0%	12	0.00	0.0%	12	0.00	0.0%	0.0%
MAPFRE Panamá S.A.	13	-	0%	13	0.00	0.0%	13	0.00	0.0%	0.0%
Mercantil Seguros y Reaseguros, S.A.	14	-	0%	14	0.00	0.0%	14	0.00	0.0%	0.0%
Multibank Seguros, S.A.	15	-	0%	15	0.00	0.0%	15	0.00	0.0%	0.0%
Optima Compañía de Seguros, S.A.	16	-	0%	16	0.00	0.0%	16	0.00	0.0%	0.0%
Pan American Life Insurande de Panamá, S.A.	17	-	0%	17	0.00	0.0%	17	0.00	0.0%	0.0%
SAGICOR Panamá, S. A.	18	-	0%	18	0.00	0.0%	18	0.00	0.0%	0.0%
Seguros FEDPA, S. A.	19	-	0%	19	0.00	0.0%	19	0.00	0.0%	0.0%
Seguros Suramericana, S.A.	20	-	0%	20	0.00	0.0%	20	0.00	0.0%	0.0%
Univivir, S. A.	21	-	0%	21	0.00	0.0%	21	0.00	0.0%	0.0%
Worldwide Medical Assurance	22	-	0%	22	0.00	0.0%	22	0.00	0.0%	0.0%
		40	100%		\$0.00	0%		\$0.00	0%	0.0%



Superintendencia de Seguros y Reaseguros de Panamá Participación de Mercado por Productos

FIANZAS

AL MES DE FEBRERO DE 2026

Compañía de Seguros	#	Pólizas	% Pólizas	#	Primas	% Primas	#	Siniestros	% Siniestros	Sinestralidad Promedio
Compañía Internacional de Seguros, S.A.	1	51,345	53%	2	6,846,499.80	23.5%	2	617,569.46	6.1%	9.0%
ASSA Compañía de Seguros, S.A.	2	19,227	20%	4	2,985,351.21	10.3%	7	17,061.04	0.2%	0.6%
Seguros Suramericana, S.A.	3	8,136	8%	8	279,133.18	1.0%	5	30,667.20	0.3%	11.0%
Interamericana de Fianzas y Seguros, S.A.	4	5,763	6%	3	3,377,003.45	11.6%	9	2,475.23	0.0%	0.1%
MAPFRE Panamá S.A.	5	3,585	4%	1	11,393,015.83	39.2%	1	8,808,626.04	87.3%	77.3%
Acerta Compañía de Seguros, S.A.	6	2,823	3%	5	1,921,606.17	6.6%	6	25,830.91	0.3%	1.3%
Aliado Seguros, S.A.	7	2,011	2%	6	1,332,631.32	4.6%	12	0.00	0.0%	0.0%
Optima Compañía de Seguros, S.A.	8	1,756	2%	7	563,688.38	1.9%	3	430,936.65	4.3%	76.4%
Aseguradora Ancon, S.A.	9	1,090	1%	10	139,006.29	0.5%	14	0.00	0.0%	0.0%
La Regional de Seguros, S.A.	10	601	1%	9	257,284.26	0.9%	13	0.00	0.0%	0.0%
Aseguradora Global, S.A.	11	342	0%	12	36,221.52	0.1%	4	150,014.87	1.5%	414.2%
CHUBB Seguros Panamá S. A.	12	323	0%	22	-172,242.27	-0.6%	11	617.93	0.0%	-0.4%
Seguros FEDPA, S. A.	13	259	0%	15	23,230.30	0.1%	17	0.00	0.0%	0.0%
General de Seguros, S.A.	14	217	0%	13	26,758.82	0.1%	16	0.00	0.0%	0.0%
Multibank Seguros, S.A.	15	178	0%	14	23,245.96	0.1%	10	702.19	0.0%	3.0%
Mercantil Seguros y Reaseguros, S.A.	16	104	0%	11	56,655.11	0.2%	15	0.00	0.0%	0.0%
Banesco Seguros, S.A.	17	15	0%	16	900.00	0.0%	8	8,279.38	0.1%	919.9%
Pan American Life Insurande de Panamá, S.A.	18	-	0%	17	0.00	0.0%	18	0.00	0.0%	0.0%
Univivir, S. A.	19	-	0%	18	0.00	0.0%	19	0.00	0.0%	0.0%
BUPA Panamá S.A.	20	-	0%	19	0.00	0.0%	20	0.00	0.0%	0.0%
Worldwide Medical Assurance	21	-	0%	20	0.00	0.0%	21	0.00	0.0%	0.0%
SAGICOR Panamá, S. A.	22	-	0%	21	0.00	0.0%	22	0.00	0.0%	0.0%
TOTAL		97,775	100%		\$29,089,989.33	100%		\$10,092,780.90	100%	34.7%

