

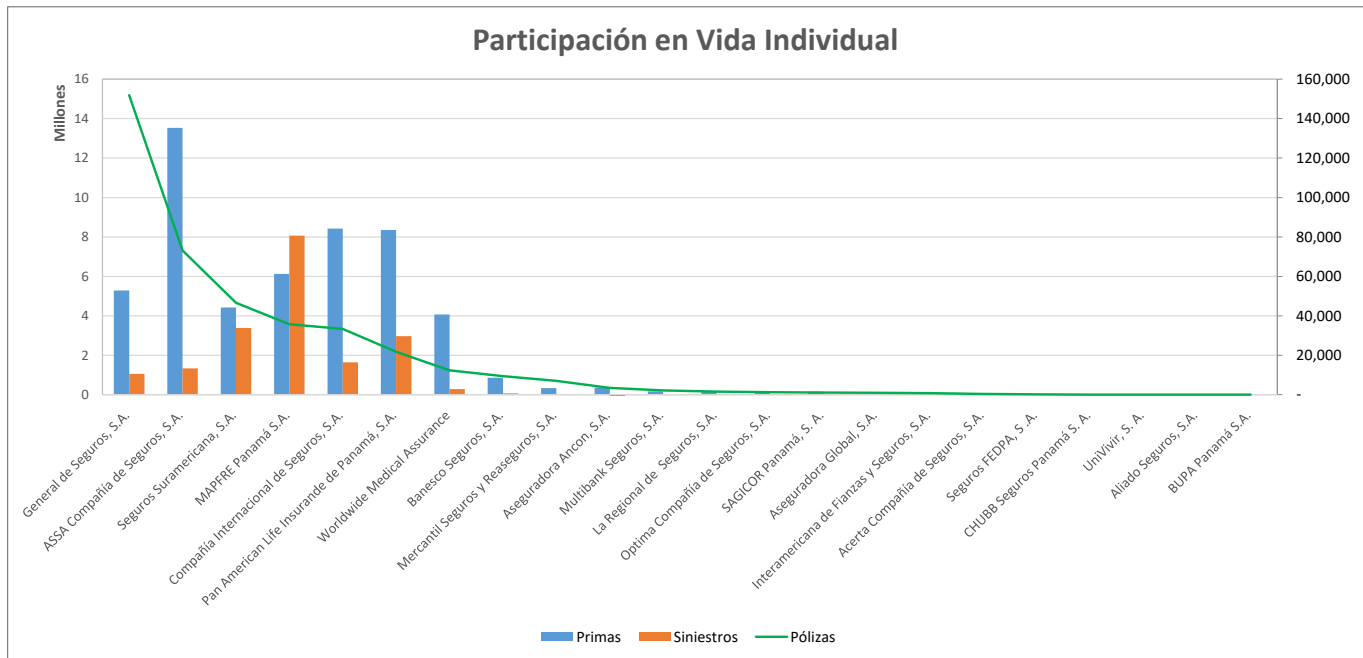


## Superintendencia de Seguros y Reaseguros de Panamá Participación de Mercado por Productos

### VIDA INDIVIDUAL

AL MES DE MARZO DE 2026

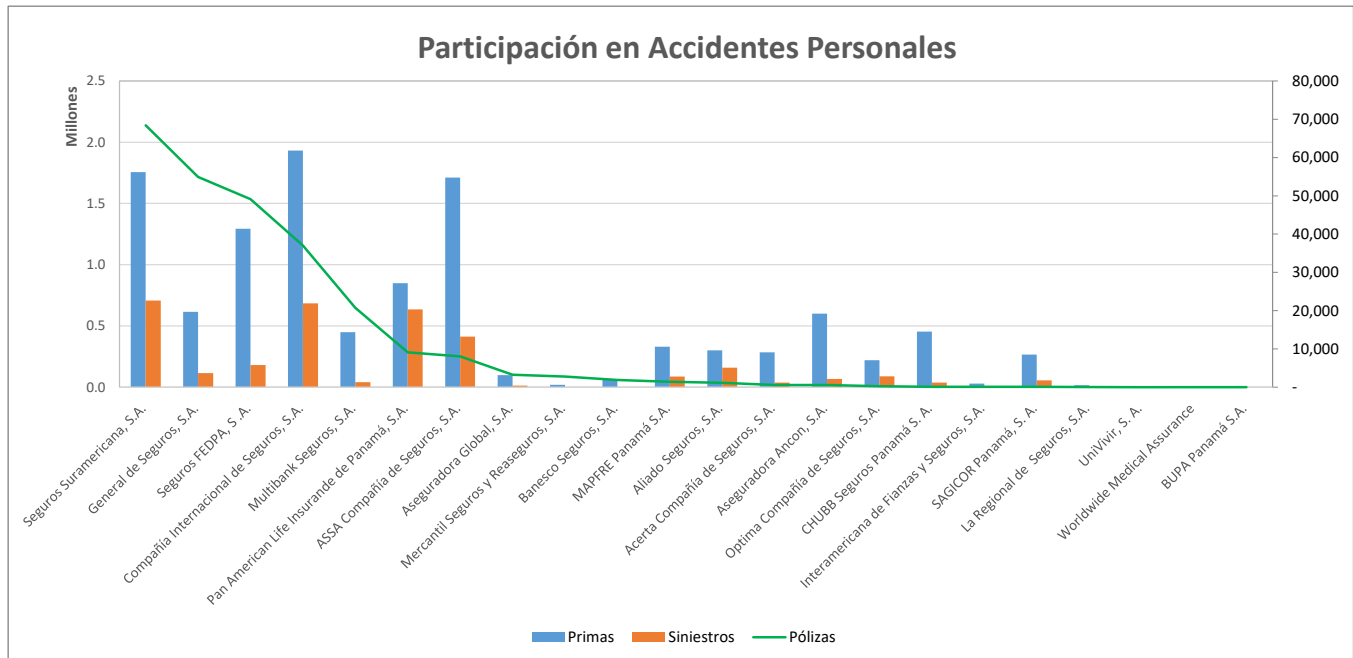
Compañía de Seguros	#	Pólizas	% Pólizas	#	Primas	% Primas	#	Siniestros	% Siniestros	Sinestralidad Promedio
General de Seguros, S.A.	1	151,882	38%	5	5,280,043.11	10.0%	6	1,054,247.56	5.7%	20.0%
ASSA Compañía de Seguros, S.A.	2	73,141	18%	1	13,532,371.36	25.7%	5	1,333,381.17	7.2%	9.9%
Seguros Suramericana, S.A.	3	46,583	12%	6	4,421,721.85	8.4%	2	3,380,709.30	18.1%	76.5%
MAPFRE Panamá S.A.	4	35,732	9%	4	6,127,873.18	11.7%	1	8,064,944.49	43.3%	131.6%
Compañía Internacional de Seguros, S.A.	5	33,360	8%	2	8,420,463.13	16.0%	4	1,642,816.23	8.8%	19.5%
Pan American Life Insurande de Panamá, S.A.	6	21,725	5%	3	8,353,886.70	15.9%	3	2,964,003.59	15.9%	35.5%
Worldwide Medical Assurance	7	12,377	3%	7	4,067,791.27	7.7%	7	283,034.09	1.5%	7.0%
Banesco Seguros, S.A.	8	9,363	2%	8	862,314.73	1.6%	8	68,228.61	0.4%	7.9%
Mercantil Seguros y Reaseguros, S.A.	9	7,025	2%	10	337,806.27	0.6%	9	0.00	0.0%	0.0%
Aseguradora Ancon, S.A.	10	3,449	1%	9	364,839.49	0.7%	22	-146,492.65	-0.8%	0.0%
Multibank Seguros, S.A.	11	2,165	1%	12	160,416.76	0.3%	11	0.00	0.0%	0.0%
La Regional de Seguros, S.A.	12	1,535	0%	11	176,894.39	0.3%	10	0.00	0.0%	0.0%
Optima Compañía de Seguros, S.A.	13	1,263	0%	15	108,505.81	0.2%	14	0.00	0.0%	0.0%
SAGICOR Panamá, S.A.	14	1,026	0%	13	154,102.88	0.3%	12	0.00	0.0%	0.0%
Aseguradora Global, S.A.	15	956	0%	17	22,859.66	0.0%	16	0.00	0.0%	0.0%
Interamericana de Fianzas y Seguros, S.A.	16	753	0%	14	109,978.44	0.2%	13	0.00	0.0%	0.0%
Acerta Compañía de Seguros, S.A.	17	394	0%	16	58,363.13	0.1%	15	0.00	0.0%	0.0%
Seguros FEDPA, S.A.	18	134	0%	18	8,027.11	0.0%	17	0.00	0.0%	0.0%
CHUBB Seguros Panamá S. A.	19	-	0%	19	0.00	0.0%	18	0.00	0.0%	0.0%
Univivir, S. A.	20	-	0%	20	0.00	0.0%	19	0.00	0.0%	0.0%
Aliado Seguros, S.A.	21	-	0%	21	0.00	0.0%	20	0.00	0.0%	0.0%
BUPA Panamá S.A.	22	-	0%	22	0.00	0.0%	21	0.00	0.0%	0.0%
		402,863	100%		\$52,568,259.27	100%		\$18,644,872.39	100%	35.5%



## ACCIDENTES PERSONALES

AL MES DE MARZO DE 2026

Compañía de Seguros	#	Pólizas	% Unidades	#	Primas	% Primas	#	Siniestros	% Siniestros	Sinestralidad Promedio
Seguros Suramericana, S.A.	1	68,417	26%	2	1,756,387.33	15.6%	1	707,689.45	6.3%	40.3%
General de Seguros, S.A.	2	54,900	21%	6	615,669.75	5.5%	7	115,356.61	1.0%	18.7%
Seguros FEDPA, S. A.	3	49,147	19%	4	1,292,848.71	11.5%	5	181,412.10	1.6%	14.0%
Compañía Internacional de Seguros, S.A.	4	37,040	14%	1	1,932,147.90	17.1%	2	683,669.66	6.1%	35.4%
Multibank Seguros, S.A.	5	20,722	8%	9	448,478.03	4.0%	12	40,014.11	0.4%	8.9%
Pan American Life Insurande de Panamá, S.A.	6	9,076	3%	5	849,178.34	7.5%	3	634,150.93	5.6%	74.7%
ASSA Compañía de Seguros, S.A.	7	8,036	3%	3	1,711,124.34	15.2%	4	412,079.32	3.6%	24.1%
Aseguradora Global, S.A.	8	3,276	1%	15	98,360.98	0.9%	15	12,288.73	0.1%	12.5%
Mercantil Seguros y Reaseguros, S.A.	9	2,800	1%	18	19,164.89	0.2%	21	0.00	0.0%	0.0%
BanESCO Seguros, S.A.	#	1,878	1%	16	63,592.66	0.6%	20	0.00	0.0%	0.0%
MAPFRE Panamá S.A.	#	1,388	1%	10	330,610.05	2.9%	9	87,353.20	0.8%	26.4%
Aliado Seguros, S.A.	#	1,129	0%	11	301,536.39	2.7%	6	158,546.03	1.4%	52.6%
Acerta Compañía de Seguros, S.A.	#	592	0%	12	284,181.52	2.5%	13	38,105.03	0.3%	13.4%
Aseguradora Ancon, S.A.	#	565	0%	7	600,475.91	5.3%	10	67,874.56	0.6%	11.3%
Optima Compañía de Seguros, S.A.	#	276	0%	14	220,142.81	1.9%	8	88,081.90	0.8%	40.0%
CHUBB Seguros Panamá S. A.	#	111	0%	8	454,286.45	4.0%	14	36,714.75	0.3%	8.1%
Interamericana de Fianzas y Seguros, S.A.	#	95	0%	17	28,478.43	0.3%	18	116.00	0.0%	0.4%
SAGICOR Panamá, S. A.	#	92	0%	13	266,561.50	2.4%	11	55,408.44	0.5%	20.8%
La Regional de Seguros, S.A.	#	34	0%	19	15,851.46	0.1%	17	765.67	0.0%	4.8%
Univivir, S. A.	#	6	0%	20	2,058.58	0.0%	16	10,147.54	0.3%	492.9%
Worldwide Medical Assurance	#	-	0%	21	0.00	0.0%	19	34.71	0.0%	#DIV/0!
BUPA Panamá S.A.	#	-	0%	22	0.00	0.0%	22	0.00	0.0%	0.0%
<b>TOTAL</b>		<b>259,580</b>	<b>100%</b>		<b>\$11,291,136</b>	<b>100%</b>		<b>\$3,329,808.74</b>	<b>100%</b>	<b>29.5%</b>

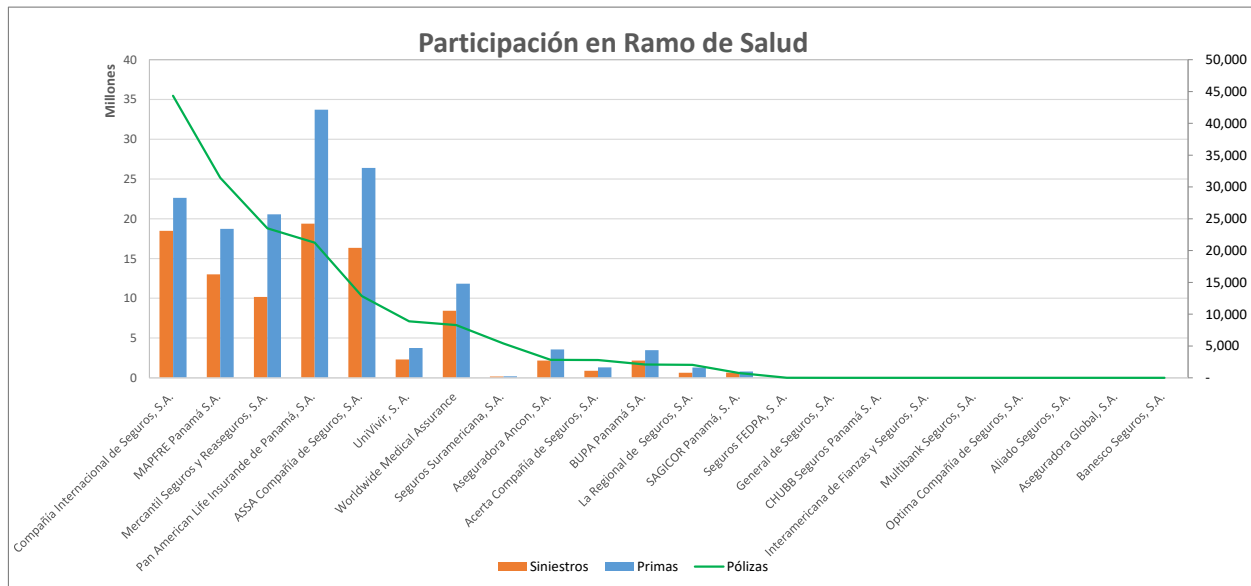


## Superintendencia de Seguros y Reaseguros de Panamá Participación de Mercado por Productos

### SALUD

AL MES DE MARZO DE 2026

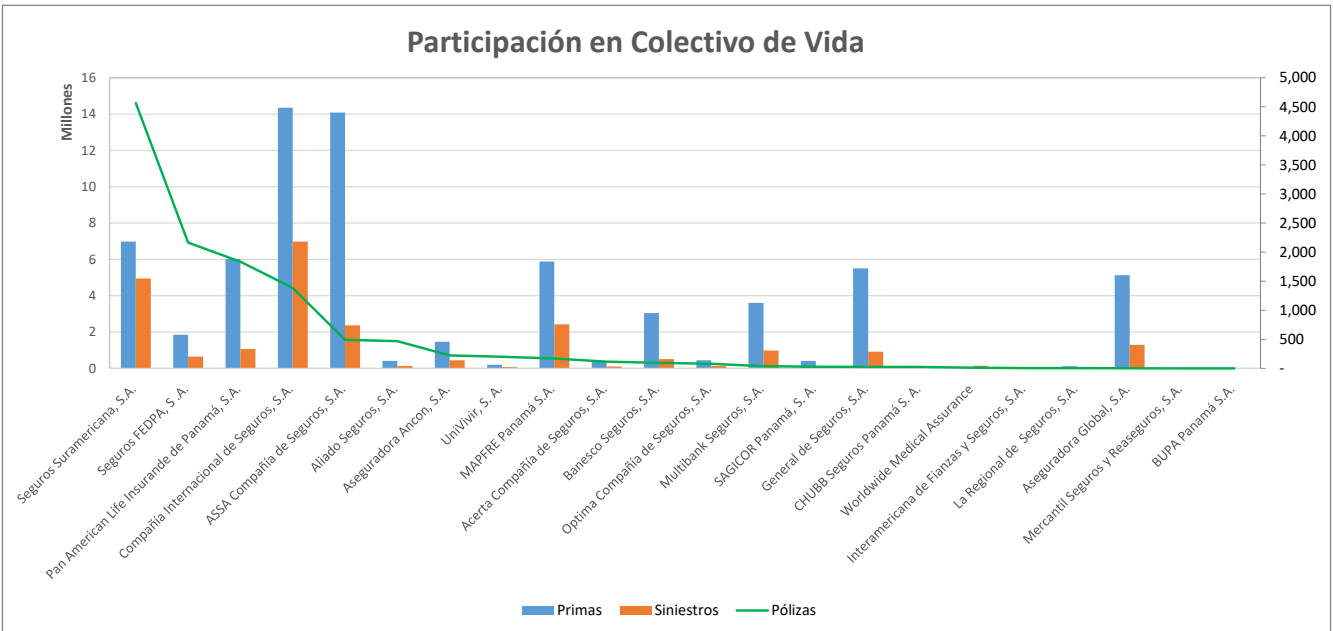
Compañía de Seguros	#	Pólizas	% Pólizas	#	Primas	% Primas	#	Siniestros	% Siniestros	Sinestralidad Promedio
Compañía Internacional de Seguros, S.A.	1	44,330	27%	3	22,632,514.01	15.3%	2	18,481,496.49	12.5%	81.7%
MAPFRE Panamá S.A.	2	31,437	19%	5	18,720,542.24	12.6%	4	12,999,400.43	8.8%	69.4%
Mercantil Seguros y Reaseguros, S.A.	3	23,503	14%	4	20,545,179.33	13.9%	5	10,167,640.85	6.9%	49.5%
Pan American Life Insurande de Panamá, S.A.	4	21,244	13%	1	33,720,162.62	22.7%	1	19,385,360.59	13.1%	57.5%
ASSA Compañía de Seguros, S.A.	5	12,838	8%	2	26,380,459.88	17.8%	3	16,350,572.07	11.0%	62.0%
Univivir, S. A.	6	8,874	5%	7	3,738,879.50	2.5%	7	2,310,827.72	1.6%	61.8%
Worldwide Medical Assurance	7	8,288	5%	6	11,847,075.36	8.0%	6	8,439,094.02	8.9%	71.2%
Seguros Suramericana, S.A.	8	5,402	3%	13	190,102.93	0.1%	13	173,108.12	0.1%	91.1%
Aseguradora Ancon, S.A.	9	2,832	2%	8	3,572,235.95	2.4%	8	2,166,209.24	1.5%	60.6%
Acerta Compañía de Seguros, S.A.	10	2,804	2%	10	1,313,329.74	0.9%	10	886,190.68	0.6%	67.5%
BUPA Panamá S.A.	11	2,081	1%	9	3,473,801.97	2.3%	9	2,161,983.98	1.5%	62.2%
La Regional de Seguros, S.A.	12	2,032	1%	11	1,283,582.84	0.9%	12	641,437.32	0.4%	50.0%
SAGICOR Panamá, S. A.	13	737	0%	12	798,855.54	0.5%	11	654,566.22	0.4%	81.9%
Seguros FEDPA, S. A.	14	1	0%	14	25,531.73	0.0%	14	0.00	0.0%	0.0%
General de Seguros, S.A.	15	-	0%	15	0.00	0.0%	15	0.00	0.0%	0.0%
CHUBB Seguros Panamá S. A.	16	-	0%	16	0.00	0.0%	16	0.00	0.0%	0.0%
Interamericana de Fianzas y Seguros, S.A.	17	-	0%	17	0.00	0.0%	17	0.00	0.0%	0.0%
Multibank Seguros, S.A.	18	-	0%	18	0.00	0.0%	18	0.00	0.0%	0.0%
Optima Compañía de Seguros, S.A.	19	-	0%	19	0.00	0.0%	19	0.00	0.0%	0.0%
Aliado Seguros, S.A.	20	-	0%	20	0.00	0.0%	20	0.00	0.0%	0.0%
Aseguradora Global, S.A.	21	-	0%	21	0.00	0.0%	21	0.00	0.0%	0.0%
BanESCO Seguros, S.A.	22	-	0%	22	0.00	0.0%	22	0.00	0.0%	0.0%
<b>TOTAL</b>		<b>166,403</b>	<b>100%</b>		<b>\$148,242,253.64</b>	<b>100%</b>		<b>\$94,817,887.73</b>	<b>100%</b>	<b>64.0%</b>



## Superintendencia de Seguros y Reaseguros de Panamá Participación de Mercado por Productos

### COLECTIVO DE VIDA AL MES DE MARZO DE 2026

Compañía de Seguros	#	Pólizas	% Unidades	#	Primas	% Primas	#	Siniestros	% Siniestros	Sinestralidad Promedio
Seguros Suramericana, S.A.	1	4,564	38%	3	6,983,304.70	10.0%	2	4,944,456.86	21.2%	70.8%
Seguros FEDPA, S.A.	2	2,165	18%	10	1,858,578.91	2.7%	9	652,523.16	2.8%	35.1%
Pan American Life Insurande de Panamá, S.A.	3	1,836	15%	4	6,027,094.86	8.6%	6	1,071,003.83	4.6%	17.8%
Compañía Internacional de Seguros, S.A.	4	1,384	12%	1	14,353,378.21	20.5%	1	6,982,362.82	30.0%	48.6%
ASSA Compañía de Seguros, S.A.	5	493	4%	2	14,077,101.29	20.1%	4	2,369,224.46	10.2%	16.8%
Aliado Seguros, S.A.	6	468	4%	14	408,383.00	0.6%	13	135,633.49	0.6%	33.2%
Aseguradora Ancon, S.A.	7	222	2%	11	1,471,186.76	2.1%	11	441,863.72	1.9%	30.0%
Univivir, S. A.	8	201	2%	16	203,320.74	0.3%	16	65,168.20	0.3%	32.1%
MAPFRE Panamá S.A.	9	171	1%	5	5,887,976.18	8.4%	3	2,425,549.24	10.4%	41.2%
Acerta Compañía de Seguros, S.A.	10	116	1%	15	386,363.42	0.6%	15	97,042.06	0.4%	25.1%
Banesco Seguros, S.A.	11	95	1%	9	3,048,787.23	4.3%	10	512,991.17	2.2%	16.8%
Optima Compañía de Seguros, S.A.	12	79	1%	12	449,079.21	0.6%	14	132,478.43	0.6%	29.5%
Multibank Seguros, S.A.	13	37	0%	8	3,607,127.17	5.1%	7	979,543.51	4.2%	27.2%
SAGICOR Panamá, S.A.	14	29	0%	13	417,383.70	0.6%	17	60,488.51	0.3%	14.5%
General de Seguros, S.A.	15	26	0%	6	5,508,680.55	7.9%	8	917,867.19	3.9%	16.7%
CHUBB Seguros Panamá S. A.	16	26	0%	20	34,127.25	0.0%	20	8,402.33	0.0%	24.6%
Worldwide Medical Assurance	17	12	0%	18	71,646.02	0.1%	12	149,061.90	0.6%	208.1%
Interamericana de Fianzas y Seguros, S.A.	18	5	0%	19	68,759.57	0.1%	18	30,000.00	0.1%	43.6%
La Regional de Seguros, S.A.	19	4	0%	17	123,076.97	0.2%	19	12,684.42	0.1%	10.3%
Aseguradora Global, S.A.	20	3	0%	7	5,135,473.80	7.3%	5	1,297,371.12	5.6%	25.3%
Mercantil Seguros y Reaseguros, S.A.	21	-	0%	21	0.00	0.0%	21	0.00	0.0%	0.0%
BUPA Panamá S.A.	22	-	0%	22	0.00	0.0%	22	0.00	0.0%	0.0%
<b>Total</b>		<b>11,936</b>	<b>100%</b>		<b>\$70,120,829.54</b>	<b>100%</b>		<b>\$23,285,716.42</b>	<b>100%</b>	<b>33.2%</b>

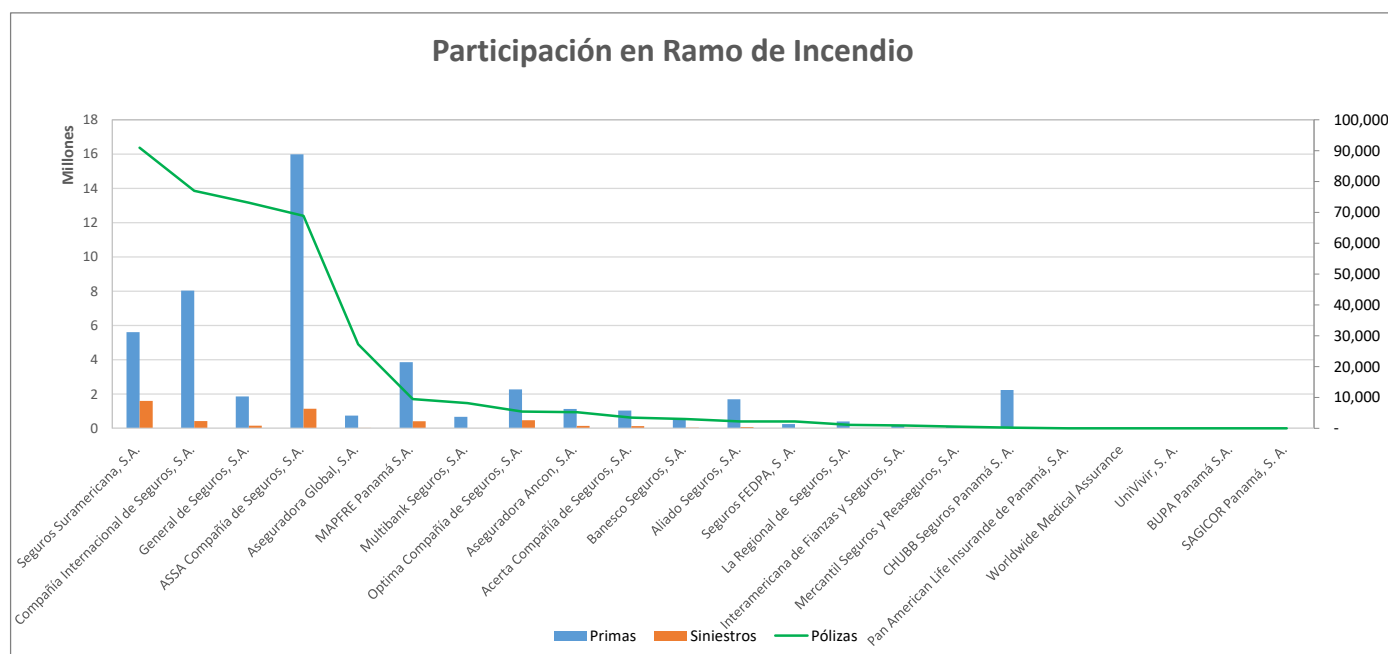


## Superintendencia de Seguros y Reaseguros de Panamá Participación de Mercado por Productos

### INCENDIO

AL MES DE MARZO DE 2026

Compañía de Seguros	#	Pólizas	% Pólizas	#	Primas	% Primas	#	Siniestros	% Siniestros	Sinestralidad Promedio
Seguros Suramericana, S.A.	1	90,947	24%	3	5,607,029.23	12.1%	1	1,603,525.81	34.3%	28.6%
Compañía Internacional de Seguros, S.A.	2	76,940	20%	2	8,029,679.92	17.3%	4	425,099.58	9.1%	5.3%
General de Seguros, S.A.	3	73,114	19%	7	1,862,375.58	4.0%	6	151,459.10	3.2%	8.1%
ASSA Compañía de Seguros, S.A.	4	68,861	18%	1	15,981,766.28	34.4%	2	1,142,522.48	24.4%	7.1%
Aseguradora Global, S.A.	5	27,227	7%	11	744,386.74	1.6%	13	19,141.78	0.4%	2.6%
MAPFRE Panamá S.A.	6	9,456	2%	4	3,858,945.96	8.3%	5	411,417.46	8.8%	10.7%
Multibank Seguros, S.A.	7	8,158	2%	12	675,467.13	1.5%	15	4,950.40	0.1%	0.7%
Optima Compañía de Seguros, S.A.	8	5,431	1%	5	2,264,441.51	4.9%	3	470,617.13	10.1%	20.8%
Aseguradora Ancon, S.A.	9	5,218	1%	9	1,124,033.41	2.4%	7	143,177.74	3.1%	12.7%
Acerta Compañía de Seguros, S.A.	10	3,496	1%	10	1,035,622.09	2.2%	8	135,317.92	2.9%	13.1%
Banesco Seguros, S.A.	11	3,008	1%	13	511,785.17	1.1%	10	40,172.48	0.9%	7.8%
Aliado Seguros, S.A.	12	2,233	1%	8	1,692,637.97	3.6%	9	68,690.93	1.5%	4.1%
Seguros FEDPA, S. A.	13	2,209	1%	15	244,094.24	0.5%	16	88.23	0.0%	0.0%
La Regional de Seguros, S.A.	14	1,088	0%	14	399,167.51	0.9%	14	9,748.85	0.2%	2.4%
Interamericana de Fianzas y Seguros, S.A.	15	900	0%	16	140,539.99	0.3%	11	27,636.00	0.6%	19.7%
Mercantil Seguros y Reaseguros, S.A.	16	509	0%	17	89,643.09	0.2%	17	0.00	0.0%	0.0%
CHUBB Seguros Panamá S. A.	17	217	0%	6	2,233,035.72	4.8%	12	24,186.63	0.5%	1.1%
Pan American Life Insurande de Panamá, S.A.	18	-	0%	18	0.00	0.0%	18	0.00	0.0%	0.0%
Worldwide Medical Assurance	19	-	0%	19	0.00	0.0%	19	0.00	0.0%	0.0%
Univivir, S. A.	20	-	0%	20	0.00	0.0%	20	0.00	0.0%	0.0%
BUPA Panamá S.A.	21	-	0%	21	0.00	0.0%	21	0.00	0.0%	0.0%
SAGICOR Panamá, S. A.	22	-	0%	22	0.00	0.0%	22	0.00	0.0%	0.0%
<b>TOTAL</b>		<b>379,012</b>	<b>100%</b>		<b>\$46,494,651.54</b>	<b>100%</b>		<b>\$4,677,752.52</b>	<b>100%</b>	<b>10.1%</b>



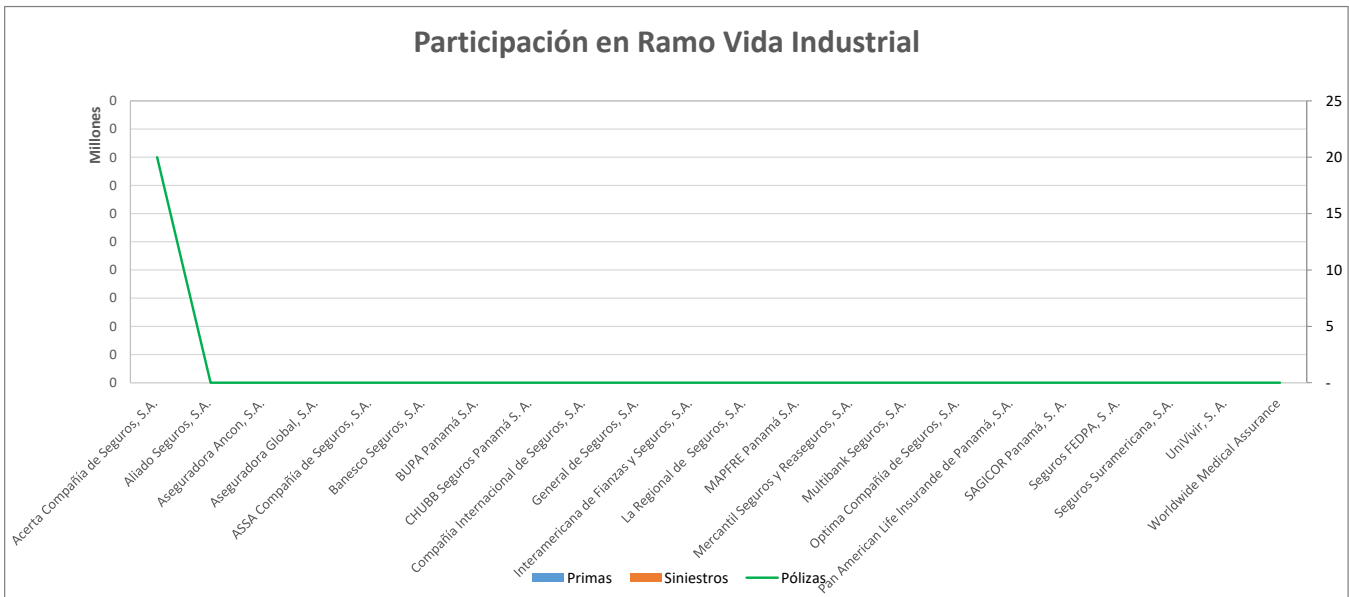
## Superintendencia de Seguros y Reaseguros de Panamá Participación de Mercado por Productos

### VIDA INDUSTRIAL

AL MES DE MARZO DE 2026

Compañía de Seguros	#	Pólizas	% Pólizas	#	Primas	% Primas	#	Siniestros	% Siniestros	Sinestralidad Promedio
Acerta Compañía de Seguros, S.A.	1	20	100%	1	0.00	0.0%	1	0.00	0.0%	0.0%
Aliado Seguros, S.A.	2	-	0%	2	0.00	0.0%	2	0.00	0.0%	0.0%
Aseguradora Ancon, S.A.	3	-	0%	3	0.00	0.0%	3	0.00	0.0%	0.0%
Aseguradora Global, S.A.	4	-	0%	4	0.00	0.0%	4	0.00	0.0%	0.0%
ASSA Compañía de Seguros, S.A.	5	-	0%	5	0.00	0.0%	5	0.00	0.0%	0.0%
BanESCO Seguros, S.A.	6	-	0%	6	0.00	0.0%	6	0.00	0.0%	0.0%
BUPA Panamá S.A.	7	-	0%	7	0.00	0.0%	7	0.00	0.0%	0.0%
CHUBB Seguros Panamá S. A.	8	-	0%	8	0.00	0.0%	8	0.00	0.0%	0.0%
Compañía Internacional de Seguros, S.A.	9	-	0%	9	0.00	0.0%	9	0.00	0.0%	0.0%
General de Seguros, S.A.	10	-	0%	10	0.00	0.0%	10	0.00	0.0%	0.0%
Interamericana de Fianzas y Seguros, S.A.	11	-	0%	11	0.00	0.0%	11	0.00	0.0%	0.0%
La Regional de Seguros, S.A.	12	-	0%	12	0.00	0.0%	12	0.00	0.0%	0.0%
MAPFRE Panamá S.A.	13	-	0%	13	0.00	0.0%	13	0.00	0.0%	0.0%
Mercantil Seguros y Reaseguros, S.A.	14	-	0%	14	0.00	0.0%	14	0.00	0.0%	0.0%
Multibank Seguros, S.A.	15	-	0%	15	0.00	0.0%	15	0.00	0.0%	0.0%
Optima Compañía de Seguros, S.A.	16	-	0%	16	0.00	0.0%	16	0.00	0.0%	0.0%
Pan American Life Insurande de Panamá, S.A.	17	-	0%	17	0.00	0.0%	17	0.00	0.0%	0.0%
SAGICOR Panamá, S. A.	18	-	0%	18	0.00	0.0%	18	0.00	0.0%	0.0%
Seguros FEDPA, S. A.	19	-	0%	19	0.00	0.0%	19	0.00	0.0%	0.0%
Seguros Suramericana, S.A.	20	-	0%	20	0.00	0.0%	20	0.00	0.0%	0.0%
Univivir, S. A.	21	-	0%	21	0.00	0.0%	21	0.00	0.0%	0.0%
Worldwide Medical Assurance	22	-	0%	22	0.00	0.0%	22	0.00	0.0%	0.0%
		20	100%		\$0.00	0%		\$0.00	0%	0.0%

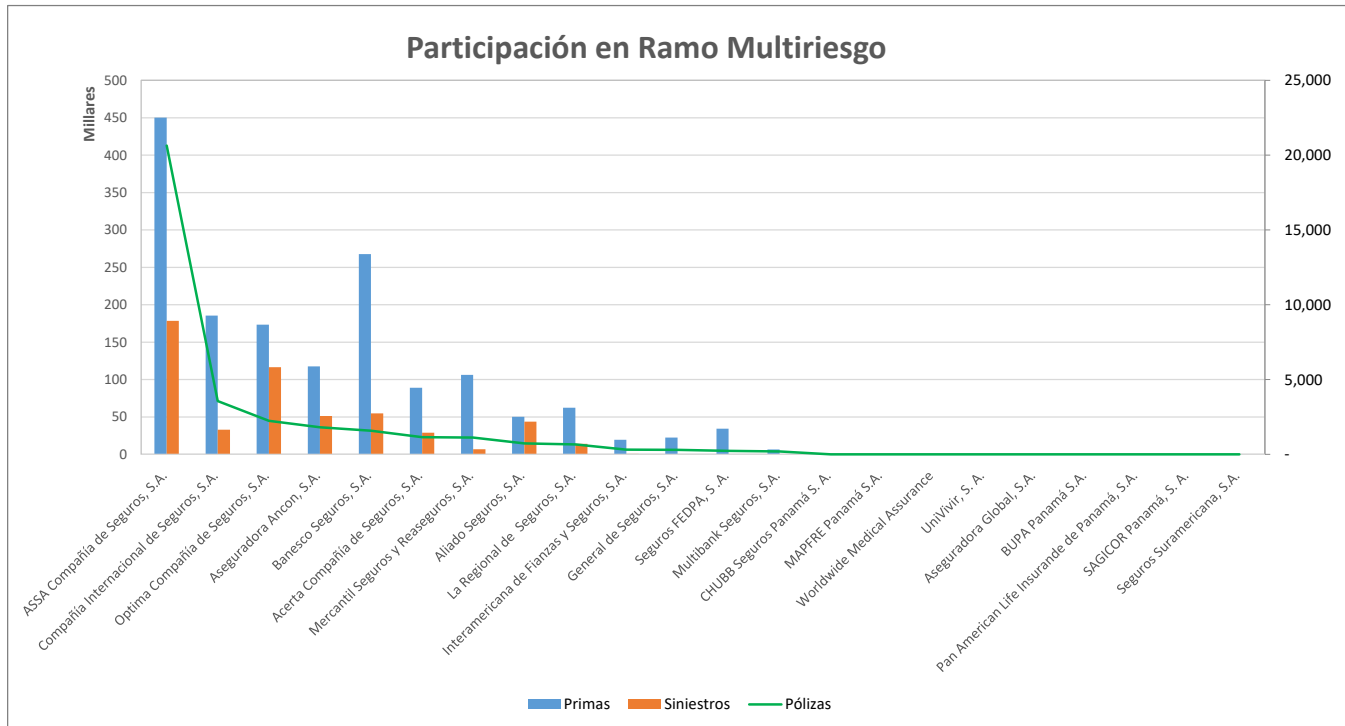
### Participación en Ramo Vida Industrial



## MULTIRIESGO

AL MES DE MARZO DE 2026

Compañía de Seguros	#	Pólizas	% Pólizas	#	Primas	% Primas	#	Siniestros	% Siniestros	Sinestralidad Promedio
ASSA Compañía de Seguros, S.A.	1	20,638	60%	1	450,024.75	28.4%	1	178,481.84	33.8%	39.7%
Compañía Internacional de Seguros, S.A.	2	3,566	10%	3	185,502.17	11.7%	6	33,067.16	6.3%	17.8%
Optima Compañía de Seguros, S.A.	3	2,236	6%	4	173,235.40	10.9%	2	116,493.59	22.0%	67.2%
Aseguradora Ancon, S.A.	4	1,810	5%	5	117,460.67	7.4%	4	51,329.84	9.7%	43.7%
Banesco Seguros, S.A.	5	1,584	5%	2	267,800.68	16.9%	3	54,894.47	10.4%	20.5%
Acerta Compañía de Seguros, S.A.	6	1,148	3%	7	89,047.65	5.6%	7	29,019.69	5.5%	32.6%
Mercantil Seguros y Reaseguros, S.A.	7	1,128	3%	6	106,305.27	6.7%	9	6,740.07	1.3%	6.3%
Aliado Seguros, S.A.	8	733	2%	9	50,201.24	3.2%	5	43,854.56	8.3%	87.4%
La Regional de Seguros, S.A.	9	665	2%	8	62,455.64	3.9%	8	14,040.52	2.7%	22.5%
Interamericana de Fianzas y Seguros, S.A.	10	315	1%	12	19,350.92	1.2%	10	664.83	0.1%	3.4%
General de Seguros, S.A.	11	302	1%	11	22,415.11	1.4%	12	0.00	0.0%	0.0%
Seguros FEDPA, S.A.	12	237	1%	10	34,425.04	2.2%	11	0.00	0.0%	0.0%
Multibank Seguros, S.A.	13	187	1%	13	6,642.20	0.4%	13	0.00	0.0%	0.0%
CHUBB Seguros Panamá S. A.	14	-	0%	14	0.00	0.0%	14	0.00	0.0%	0.0%
MAPFRE Panamá S.A.	15	-	0%	15	0.00	0.0%	15	0.00	0.0%	0.0%
Worldwide Medical Assurance	16	-	0%	16	0.00	0.0%	16	0.00	0.0%	0.0%
UniVivir, S. A.	17	-	0%	17	0.00	0.0%	17	0.00	0.0%	0.0%
Aseguradora Global, S.A.	18	-	0%	18	0.00	0.0%	18	0.00	0.0%	0.0%
BUPA Panamá S.A.	19	-	0%	19	0.00	0.0%	19	0.00	0.0%	0.0%
Pan American Life Insurande de Panamá, S.A.	20	-	0%	20	0.00	0.0%	20	0.00	0.0%	0.0%
SAGICOR Panamá, S. A.	21	-	0%	21	0.00	0.0%	21	0.00	0.0%	0.0%
Seguros Suramericana, S.A.	22	-	0%	22	0.00	0.0%	22	0.00	0.0%	0.0%
<b>TOTAL</b>		<b>34,549</b>	<b>100%</b>		<b>\$1,584,866.74</b>	<b>100%</b>		<b>\$528,586.57</b>	<b>100%</b>	<b>33.4%</b>



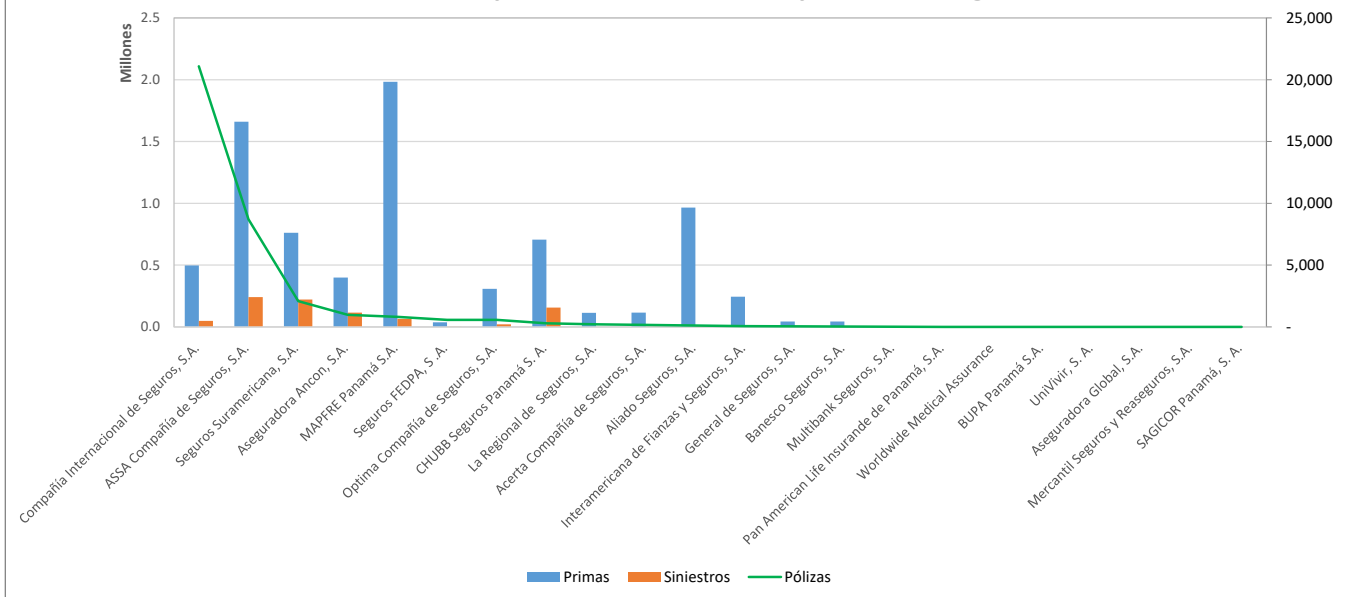
## Superintendencia de Seguros y Reaseguros de Panamá Participación de Mercado por Productos

### TRANSPORTE

AL MES DE MARZO DE 2026

Compañía de Seguros	#	Pólizas	% Pólizas	#	Primas	% Primas	#	Siniestros	% Siniestros	Sinestralidad Promedio
Compañía Internacional de Seguros, S.A.	1	21,084	59%	6	496,631.77	6.3%	6	48,478.91	5.5%	9.8%
ASSA Compañía de Seguros, S.A.	2	8,702	24%	2	1,659,790.12	21.1%	1	241,179.59	27.2%	14.5%
Seguros Suramericana, S.A.	3	2,091	6%	4	762,049.61	9.7%	2	220,836.17	24.9%	29.0%
Aseguradora Ancon, S.A.	4	978	3%	7	399,608.79	5.1%	4	115,061.90	13.0%	28.8%
MAPFRE Panamá S.A.	5	818	2%	1	1,983,481.66	25.2%	5	64,984.29	7.3%	3.3%
Seguros FEDPA, S.A.	6	571	2%	14	37,151.36	0.5%	10	2,093.11	0.2%	5.6%
Optima Compañía de Seguros, S.A.	7	568	2%	8	308,426.48	3.9%	7	20,403.55	2.3%	6.6%
CHUBB Seguros Panamá S.A.	8	299	1%	5	706,220.60	9.0%	3	155,599.79	17.5%	22.0%
La Regional de Seguros, S.A.	9	216	1%	11	113,637.40	1.4%	14	0.00	0.0%	0.0%
Acerta Compañía de Seguros, S.A.	10	168	0%	10	115,427.25	1.5%	11	2,046.55	0.2%	1.8%
Aliado Seguros, S.A.	11	111	0%	3	965,575.61	12.2%	8	10,828.85	1.2%	1.1%
Interamericana de Fianzas y Seguros, S.A.	12	55	0%	9	244,419.73	3.1%	13	0.00	0.0%	0.0%
General de Seguros, S.A.	13	45	0%	13	43,520.63	0.6%	12	1,969.65	0.2%	4.5%
Banesco Seguros, S.A.	14	34	0%	12	44,296.29	0.6%	9	3,655.81	0.4%	8.3%
Multibank Seguros, S.A.	15	11	0%	15	3,719.43	0.0%	15	0.00	0.0%	0.0%
Pan American Life Insurande de Panamá, S.A.	16	-	0%	16	0.00	0.0%	16	0.00	0.0%	0.0%
Worldwide Medical Assurance	17	-	0%	17	0.00	0.0%	17	0.00	0.0%	0.0%
BUPA Panamá S.A.	18	-	0%	18	0.00	0.0%	18	0.00	0.0%	0.0%
Univivir, S.A.	19	-	0%	19	0.00	0.0%	19	0.00	0.0%	0.0%
Aseguradora Global, S.A.	20	-	0%	20	0.00	0.0%	20	0.00	0.0%	0.0%
Mercantil Seguros y Reaseguros, S.A.	21	-	0%	21	0.00	0.0%	21	0.00	0.0%	0.0%
SAGICOR Panamá, S.A.	22	-	0%	22	0.00	0.0%	22	0.00	0.0%	0.0%
<b>Total</b>		<b>35,751</b>	<b>100%</b>		<b>\$7,883,956.73</b>	<b>100%</b>		<b>\$887,138.17</b>	<b>100%</b>	<b>11.3%</b>

### Participación en Ramo Transporte de Carga

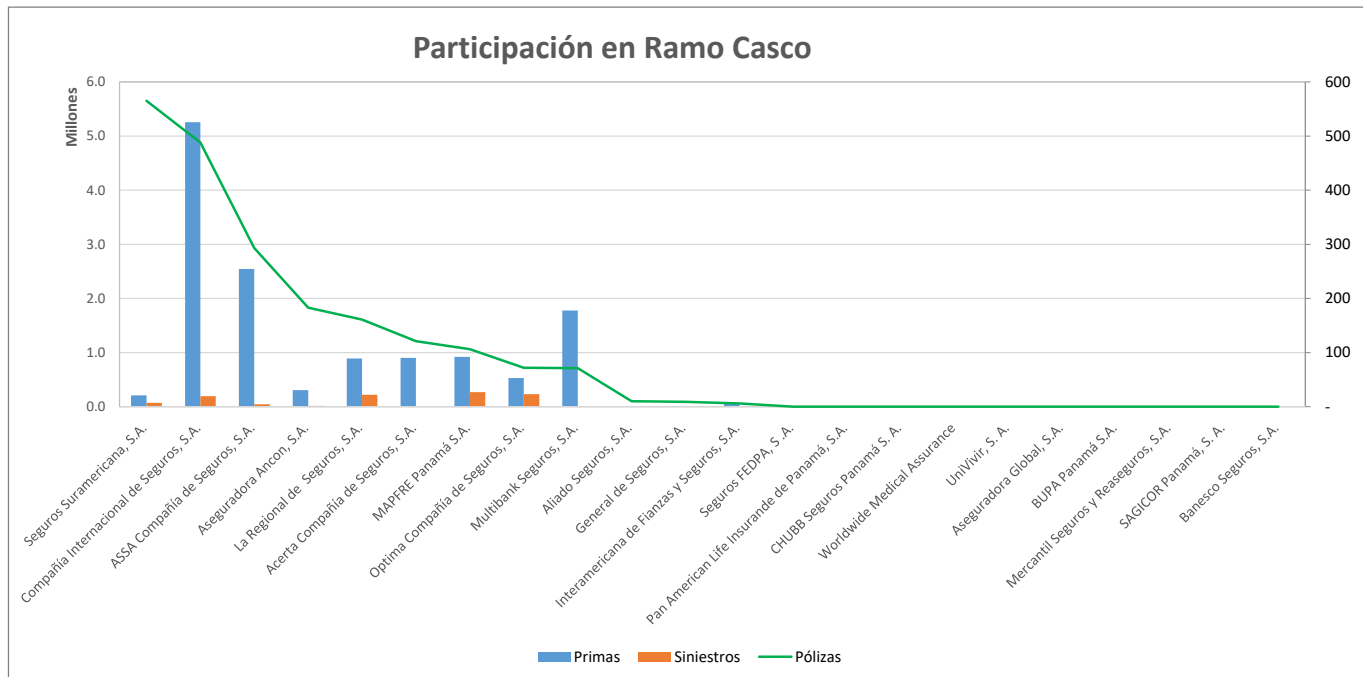


## Superintendencia de Seguros y Reaseguros de Panamá Participación de Mercado por Productos

### CASCO

AL MES DE MARZO DE 2026

Compañía de Seguros	#	Pólizas	% Pólizas	#	Primas	% Primas	#	Siniestros	% Siniestros	Sinestralidad Promedio
Seguros Suramericana, S.A.	1	565	27%	9	209,083.25	1.6%	5	70,357.06	6.8%	33.7%
Compañía Internacional de Seguros, S.A.	2	488	23%	1	5,254,835.32	39.2%	4	193,620.00	18.6%	3.7%
ASSA Compañía de Seguros, S.A.	3	293	14%	2	2,542,680.96	19.0%	6	44,163.52	4.2%	1.7%
Aseguradora Ancon, S.A.	4	183	9%	8	306,519.85	2.3%	7	15,141.08	1.5%	4.9%
La Regional de Seguros, S.A.	5	161	8%	6	889,234.18	6.6%	3	218,853.69	21.0%	24.6%
Acerta Compañía de Seguros, S.A.	6	121	6%	5	899,745.95	6.7%	9	0.00	0.0%	0.0%
MAPFRE Panamá S.A.	7	106	5%	4	918,382.66	6.9%	1	266,623.78	25.6%	29.0%
Optima Compañía de Seguros, S.A.	8	72	3%	7	530,375.43	4.0%	2	231,548.91	22.3%	43.7%
Multibank Seguros, S.A.	9	71	3%	3	1,777,401.49	13.3%	8	56.16	0.0%	0.0%
Aliado Seguros, S.A.	10	10	0%	11	11,287.40	0.1%	11	0.00	0.0%	0.0%
General de Seguros, S.A.	11	9	0%	12	9,705.77	0.1%	12	0.00	0.0%	0.0%
Interamericana de Fianzas y Seguros, S.A.	12	6	0%	10	52,107.93	0.4%	10	0.00	0.0%	0.0%
Seguros FEDPA, S. A.	13	-	0%	13	0.00	0.0%	13	0.00	0.0%	0.0%
Pan American Life Insurande de Panamá, S.A.	14	-	0%	14	0.00	0.0%	14	0.00	0.0%	0.0%
CHUBB Seguros Panamá S. A.	15	-	0%	15	0.00	0.0%	15	0.00	0.0%	0.0%
Worldwide Medical Assurance	16	-	0%	16	0.00	0.0%	16	0.00	0.0%	0.0%
UniVivir, S. A.	17	-	0%	17	0.00	0.0%	17	0.00	0.0%	0.0%
Aseguradora Global, S.A.	18	-	0%	18	0.00	0.0%	18	0.00	0.0%	0.0%
BUPA Panamá S.A.	19	-	0%	19	0.00	0.0%	19	0.00	0.0%	0.0%
Mercantil Seguros y Reaseguros, S.A.	20	-	0%	20	0.00	0.0%	20	0.00	0.0%	0.0%
SAGICOR Panamá, S. A.	21	-	0%	21	0.00	0.0%	21	0.00	0.0%	0.0%
Banesco Seguros, S.A.	22	-	0%	22	0.00	0.0%	22	0.00	0.0%	0.0%
<b>Total</b>		<b>2,085</b>	<b>100%</b>		<b>\$13,401,360.19</b>	<b>100%</b>		<b>\$1,040,364.20</b>	<b>100%</b>	<b>7.8%</b>

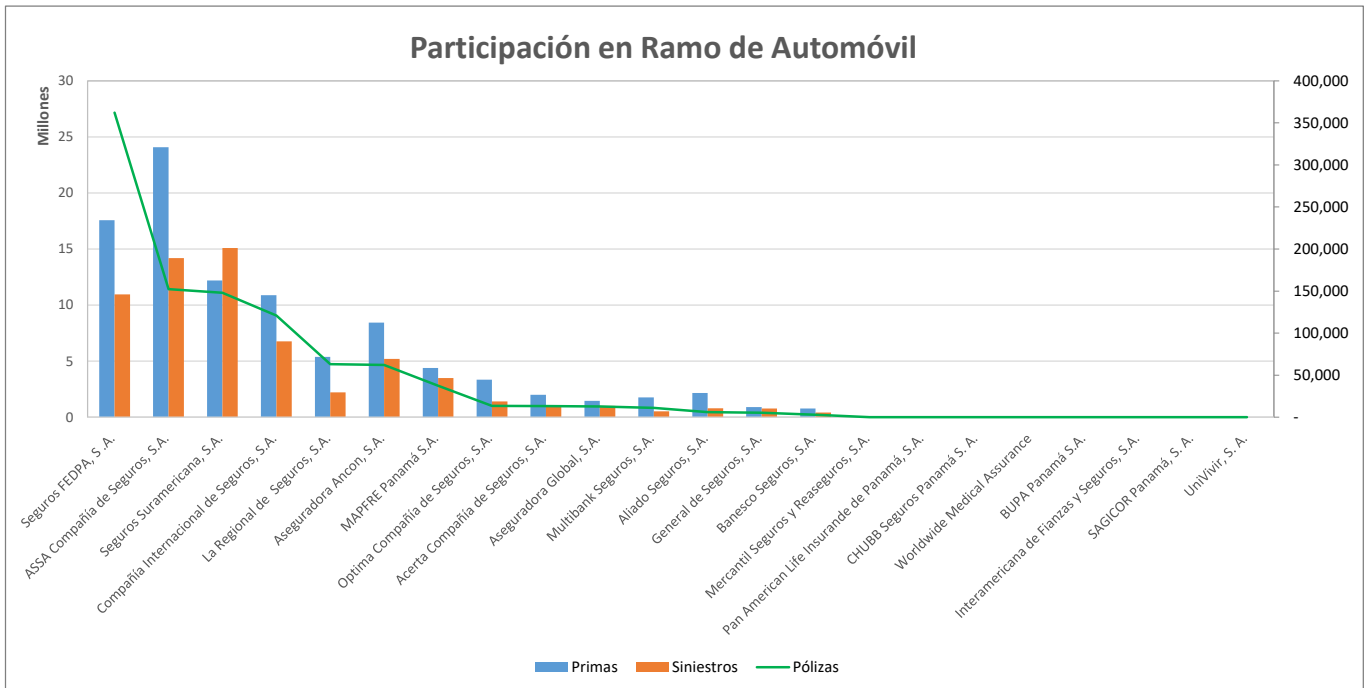


## Superintendencia de Seguros y Reaseguros de Panamá Participación de Mercado por Productos

### AUTOMÓVIL

AL MES DE MARZO DE 2026

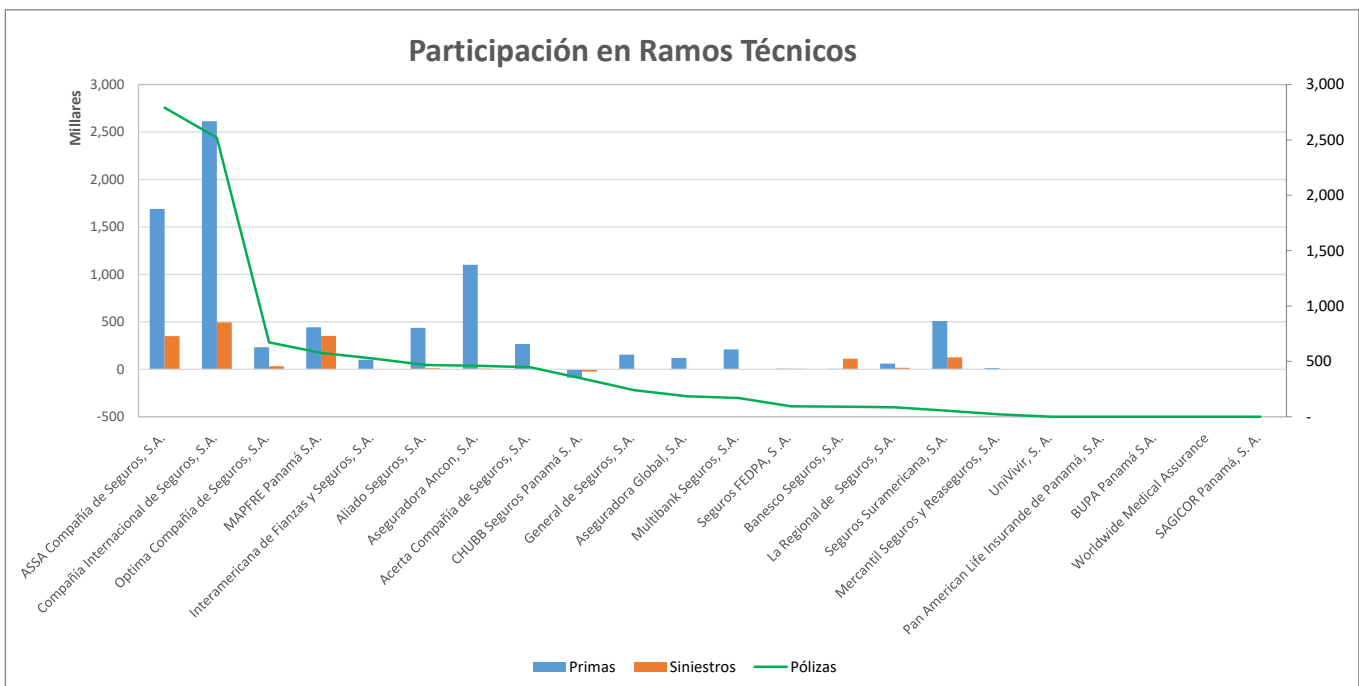
Compañía de Seguros	#	Pólizas	% Pólizas	#	Primas	% Primas	#	Siniestros	% Siniestros	Sinestralidad Promedio
Seguros FEDPA, S. A.	1	362,196	36%	2	17,572,616.98	18.4%	3	10,950,014.93	17.2%	62.3%
ASSA Compañía de Seguros, S.A.	2	152,362	15%	1	24,075,031.91	25.3%	2	14,183,990.10	22.2%	58.9%
Seguros Suramericana, S.A.	3	147,888	15%	3	12,192,793.43	12.8%	1	15,088,446.82	23.7%	123.7%
Compañía Internacional de Seguros, S.A.	4	120,861	12%	4	10,881,629.82	11.4%	4	6,762,672.37	10.6%	62.1%
La Regional de Seguros, S.A.	5	63,027	6%	6	5,381,429.32	5.6%	7	2,206,169.34	3.5%	41.0%
Aseguradora Ancon, S.A.	6	62,021	6%	5	8,433,638.16	8.8%	5	5,206,369.65	8.2%	61.7%
MAPFRE Panamá S.A.	7	37,450	4%	7	4,392,470.91	4.6%	6	3,484,537.13	5.5%	79.3%
Optima Compañía de Seguros, S.A.	8	13,529	1%	8	3,344,130.68	3.5%	8	1,406,267.90	2.2%	42.1%
Acerta Compañía de Seguros, S.A.	9	13,196	1%	10	1,996,915.40	2.1%	10	973,984.08	1.5%	48.8%
Aseguradora Global, S.A.	10	12,655	1%	12	1,464,254.09	1.5%	9	1,009,790.17	1.6%	69.0%
Multibank Seguros, S.A.	11	10,926	1%	11	1,769,492.05	1.9%	13	522,573.31	0.8%	29.5%
Aliado Seguros, S.A.	12	6,103	1%	9	2,157,627.60	2.3%	11	796,656.33	1.2%	36.9%
General de Seguros, S.A.	13	5,314	1%	13	906,567.37	1.0%	12	776,918.95	1.2%	85.7%
Banesco Seguros, S.A.	14	2,956	0%	14	776,267.44	0.8%	14	416,363.58	0.7%	53.6%
Mercantil Seguros y Reaseguros, S.A.	15	-	0%	15	0.00	0.0%	15	0.00	0.0%	0.0%
Pan American Life Insurande de Panamá, S.A.	16	-	0%	16	0.00	0.0%	16	0.00	0.0%	0.0%
CHUBB Seguros Panamá S. A.	17	-	0%	17	0.00	0.0%	17	0.00	0.0%	0.0%
Worldwide Medical Assurance	18	-	0%	18	0.00	0.0%	18	0.00	0.0%	0.0%
BUPA Panamá S.A.	19	-	0%	19	0.00	0.0%	19	0.00	0.0%	0.0%
Interamericana de Fianzas y Seguros, S.A.	20	-	0%	20	0.00	0.0%	20	0.00	0.0%	0.0%
SAGICOR Panamá, S. A.	21	-	0%	21	0.00	0.0%	21	0.00	0.0%	0.0%
Univivir, S. A.	22	-	0%	22	0.00	0.0%	22	0.00	0.0%	0.0%
<b>Total</b>		<b>1,010,484</b>	<b>100%</b>		<b>\$95,344,865.16</b>	<b>100%</b>		<b>\$63,784,754.66</b>	<b>100%</b>	<b>66.9%</b>



## RAMOS TÉCNICOS

AL MES DE MARZO DE 2026

Compañía de Seguros	#	Pólizas	% Pólizas	#	Primas	% Primas	#	Siniestros	% Siniestros	Sinestralidad Promedio
ASSA Compañía de Seguros, S.A.	1	2,791	29%	2	1,690,476.60	21.5%	3	349,995.23	23.6%	20.7%
Compañía Internacional de Seguros, S.A.	2	2,519	26%	1	2,613,589.03	33.2%	1	493,436.13	33.2%	18.9%
Optima Compañía de Seguros, S.A.	3	671	7%	8	232,278.14	3.0%	6	33,140.16	2.2%	14.3%
MAPFRE Panamá S.A.	4	576	6%	5	443,342.07	5.6%	2	350,538.30	23.6%	79.1%
Interamericana de Fianzas y Seguros, S.A.	5	525	5%	12	101,582.53	1.3%	15	0.00	0.0%	0.0%
Aliado Seguros, S.A.	6	467	5%	6	436,357.72	5.5%	8	12,369.00	0.8%	2.8%
Aseguradora Ancon, S.A.	7	460	5%	3	1,100,931.44	14.0%	9	6,472.90	0.4%	0.6%
Acerta Compañía de Seguros, S.A.	8	448	5%	7	265,794.51	3.4%	11	3,553.28	0.2%	1.3%
CHUBB Seguros Panamá S. A.	9	346	4%	22	-88,985.95	-1.1%	22	-24,946.88	-1.7%	0.0%
General de Seguros, S.A.	10	240	2%	10	153,617.82	2.0%	12	1,960.38	0.1%	1.3%
Aseguradora Global, S.A.	11	186	2%	11	119,748.35	1.5%	14	0.00	0.0%	0.0%
Multibank Seguros, S.A.	12	169	2%	9	208,302.16	2.6%	13	0.00	0.0%	0.0%
Seguros FEDPA, S. A.	13	94	1%	15	7,209.32	0.1%	10	5,246.35	0.4%	72.8%
Banesco Seguros, S.A.	14	91	1%	16	6,067.65	0.1%	5	110,918.28	7.5%	1828.0%
La Regional de Seguros, S.A.	15	86	1%	13	60,754.31	0.8%	7	16,326.18	1.1%	26.9%
Seguros Suramericana, S.A.	16	54	1%	4	508,213.18	6.5%	4	125,263.23	8.4%	24.6%
Mercantil Seguros y Reaseguros, S.A.	17	21	0%	14	14,115.75	0.2%	16	0.00	0.0%	0.0%
UniVivir, S. A.	18	-	0%	17	0.00	0.0%	17	0.00	0.0%	0.0%
Pan American Life Insurande de Panamá, S.A.	19	-	0%	18	0.00	0.0%	18	0.00	0.0%	0.0%
BUPA Panamá S.A.	20	-	0%	19	0.00	0.0%	19	0.00	0.0%	0.0%
Worldwide Medical Assurance	21	-	0%	20	0.00	0.0%	20	0.00	0.0%	0.0%
SAGICOR Panamá, S. A.	22	-	0%	21	0.00	0.0%	21	0.00	0.0%	0.0%
		9,744	100%		\$7,873,394.63	100%		\$1,484,272.54	100%	18.9%

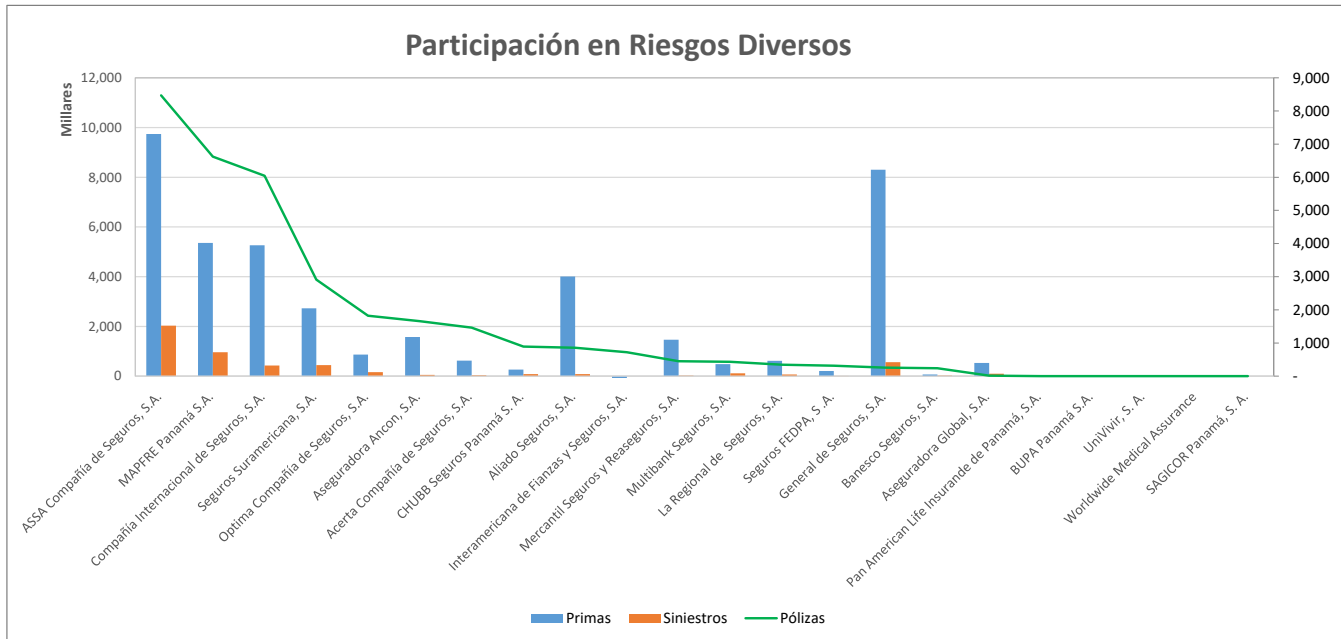


## Superintendencia de Seguros y Reaseguros de Panamá Participación de Mercado por Productos

### RIESGOS DIVERSOS

AL MES DE MARZO DE 2026

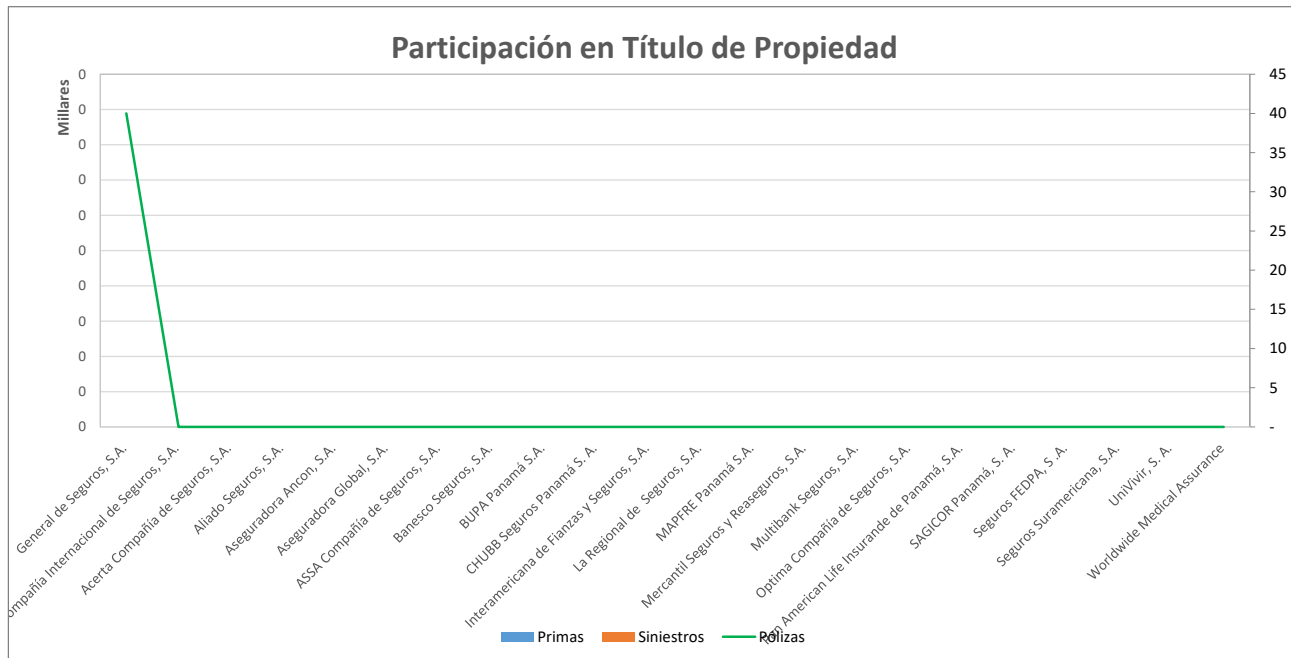
Compañía de Seguros	#	Pólizas	% Pólizas	#	Primas	% Primas	#	Siniestros	% Siniestros	Sinestralidad Promedio
ASSA Compañía de Seguros, S.A.	1	8,470	25%	1	9,743,180.25	23.3%	1	2,028,829.90	39.5%	20.8%
MAPFRE Panamá S.A.	2	6,619	20%	3	5,356,442.06	12.8%	2	963,242.81	18.7%	18.0%
Compañía Internacional de Seguros, S.A.	3	6,043	18%	4	5,263,481.48	12.6%	5	426,062.02	8.3%	8.1%
Seguros Suramericana, S.A.	4	2,914	9%	6	2,731,659.95	6.5%	4	441,392.95	8.6%	16.2%
Optima Compañía de Seguros, S.A.	5	1,820	5%	9	863,943.50	2.1%	6	157,851.82	3.1%	18.3%
Aseguradora Ancon, S.A.	6	1,657	5%	7	1,576,861.42	3.8%	12	52,088.43	1.0%	3.3%
Acerta Compañía de Seguros, S.A.	7	1,463	4%	10	619,642.32	1.5%	13	36,985.30	0.7%	6.0%
CHUBB Seguros Panamá S. A.	8	893	3%	14	261,856.37	0.6%	9	83,223.52	1.6%	31.8%
Aliado Seguros, S.A.	9	856	3%	5	4,008,764.88	9.6%	10	79,139.48	1.5%	2.0%
Interamericana de Fianzas y Seguros, S.A.	10	722	2%	22	-221,195.21	-0.5%	22	0.00	0.0%	0.0%
Mercantil Seguros y Reaseguros, S.A.	11	452	1%	8	1,460,187.69	3.5%	15	16,368.98	0.3%	1.1%
Multibank Seguros, S.A.	12	431	1%	13	484,845.67	1.2%	7	112,058.90	2.2%	23.1%
La Regional de Seguros, S.A.	13	342	1%	11	614,109.44	1.5%	11	67,096.56	1.3%	10.9%
Seguros FEDPA, S.A.	14	313	1%	15	203,721.79	0.5%	16	1,527.37	0.0%	0.7%
General de Seguros, S.A.	15	256	1%	2	8,299,705.48	19.8%	3	561,314.01	10.9%	6.8%
Banesco Seguros, S.A.	16	239	1%	16	66,584.48	0.2%	14	17,482.45	0.3%	26.3%
Aseguradora Global, S.A.	17	13	0%	12	529,034.80	1.3%	8	94,056.65	1.8%	17.8%
Pan American Life Insurande de Panamá, S.A.	18	-	0%	17	0.00	0.0%	17	0.00	0.0%	0.0%
BUPA Panamá S.A.	19	-	0%	18	0.00	0.0%	18	0.00	0.0%	0.0%
UniVivir, S. A.	20	-	0%	19	0.00	0.0%	19	0.00	0.0%	0.0%
Worldwide Medical Assurance	21	-	0%	20	0.00	0.0%	20	0.00	0.0%	0.0%
SAGICOR Panamá, S. A.	22	-	0%	21	0.00	0.0%	21	0.00	0.0%	0.0%
<b>TOTAL</b>		<b>33,503</b>	<b>100%</b>		<b>\$41,862,826.37</b>	<b>100%</b>		<b>\$5,138,721.15</b>	<b>100%</b>	<b>12.3%</b>



## TÍTULO DE PROPIEDAED

AL MES DE MARZO DE 2026

Compañía de Seguros	#	Pólizas	% Pólizas	#	Primas	% Primas	#	Siniestros	% Siniestros	Sinestralidad Promedio
General de Seguros, S.A.	1	40	100%	1	0.00	0.0%	1	0.00	0.0%	0.0%
Compañía Internacional de Seguros, S.A.	2	-	0%	2	0.00	0.0%	2	0.00	0.0%	0.0%
Acerta Compañía de Seguros, S.A.	3	-	0%	3	0.00	0.0%	3	0.00	0.0%	0.0%
Aliado Seguros, S.A.	4	-	0%	4	0.00	0.0%	4	0.00	0.0%	0.0%
Aseguradora Ancon, S.A.	5	-	0%	5	0.00	0.0%	5	0.00	0.0%	0.0%
Aseguradora Global, S.A.	6	-	0%	6	0.00	0.0%	6	0.00	0.0%	0.0%
ASSA Compañía de Seguros, S.A.	7	-	0%	7	0.00	0.0%	7	0.00	0.0%	0.0%
Banesco Seguros, S.A.	8	-	0%	8	0.00	0.0%	8	0.00	0.0%	0.0%
BUPA Panamá S.A.	9	-	0%	9	0.00	0.0%	9	0.00	0.0%	0.0%
CHUBB Seguros Panamá S. A.	10	-	0%	10	0.00	0.0%	10	0.00	0.0%	0.0%
Interamericana de Fianzas y Seguros, S.A.	11	-	0%	11	0.00	0.0%	11	0.00	0.0%	0.0%
La Regional de Seguros, S.A.	12	-	0%	12	0.00	0.0%	12	0.00	0.0%	0.0%
MAPFRE Panamá S.A.	13	-	0%	13	0.00	0.0%	13	0.00	0.0%	0.0%
Mercantil Seguros y Reaseguros, S.A.	14	-	0%	14	0.00	0.0%	14	0.00	0.0%	0.0%
Multibank Seguros, S.A.	15	-	0%	15	0.00	0.0%	15	0.00	0.0%	0.0%
Optima Compañía de Seguros, S.A.	16	-	0%	16	0.00	0.0%	16	0.00	0.0%	0.0%
Pan American Life Insurande de Panamá, S.A.	17	-	0%	17	0.00	0.0%	17	0.00	0.0%	0.0%
SAGICOR Panamá, S. A.	18	-	0%	18	0.00	0.0%	18	0.00	0.0%	0.0%
Seguros FEDPA, S. A.	19	-	0%	19	0.00	0.0%	19	0.00	0.0%	0.0%
Seguros Suramericana, S.A.	20	-	0%	20	0.00	0.0%	20	0.00	0.0%	0.0%
UniVivir, S. A.	21	-	0%	21	0.00	0.0%	21	0.00	0.0%	0.0%
Worldwide Medical Assurance	22	-	0%	22	0.00	0.0%	22	0.00	0.0%	0.0%
		40	100%		\$0.00	0%		\$0.00	0%	0.0%



## Superintendencia de Seguros y Reaseguros de Panamá Participación de Mercado por Productos

### FIANZAS

AL MES DE MARZO DE 2026

Compañía de Seguros	#	Pólizas	% Pólizas	#	Primas	% Primas	#	Siniestros	% Siniestros	Sinestralidad Promedio
Compañía Internacional de Seguros, S.A.	1	51,454	53%	2	8,962,467.95	22.0%	2	710,186.53	5.1%	7.9%
ASSA Compañía de Seguros, S.A.	2	18,472	19%	4	4,315,921.94	10.6%	8	29,534.78	0.2%	0.7%
Seguros Suramericana, S.A.	3	8,158	8%	8	720,772.71	1.8%	4	389,297.16	2.8%	54.0%
Interamericana de Fianzas y Seguros, S.A.	4	5,672	6%	3	5,052,380.52	12.4%	11	2,475.23	0.0%	0.0%
MAPFRE Panamá S.A.	5	3,601	4%	1	14,797,913.49	36.4%	1	11,861,135.77	84.9%	80.2%
Acerta Compañía de Seguros, S.A.	6	2,894	3%	5	2,820,630.14	6.9%	7	34,300.16	0.2%	1.2%
Aliado Seguros, S.A.	7	2,012	2%	6	1,911,520.77	4.7%	6	163,825.92	1.2%	8.6%
Optima Compañía de Seguros, S.A.	8	1,800	2%	9	674,781.44	1.7%	3	432,274.15	3.1%	64.1%
Aseguradora Ancon, S.A.	9	1,102	1%	11	254,073.14	0.6%	14	0.00	0.0%	0.0%
La Regional de Seguros, S.A.	10	596	1%	10	412,410.76	1.0%	13	0.00	0.0%	0.0%
Aseguradora Global, S.A.	11	341	0%	7	726,407.69	1.8%	5	336,042.13	2.4%	46.3%
CHUBB Seguros Panamá S. A.	12	315	0%	22	-157,377.28	-0.4%	10	2,822.57	0.0%	-1.8%
Seguros FEDPA, S. A.	13	265	0%	15	25,704.08	0.1%	17	0.00	0.0%	0.0%
General de Seguros, S.A.	14	202	0%	14	32,411.47	0.1%	16	0.00	0.0%	0.0%
Multibank Seguros, S.A.	15	174	0%	13	58,632.67	0.1%	12	702.19	0.0%	1.2%
Mercantil Seguros y Reaseguros, S.A.	16	98	0%	12	59,273.25	0.1%	15	0.00	0.0%	0.0%
Banesco Seguros, S.A.	17	15	0%	16	1,742.57	0.0%	9	8,838.48	0.1%	507.2%
Pan American Life Insurande de Panamá, S.A.	18	-	0%	17	0.00	0.0%	18	0.00	0.0%	0.0%
UniVivir, S. A.	19	-	0%	18	0.00	0.0%	19	0.00	0.0%	0.0%
BUPA Panamá S.A.	20	-	0%	19	0.00	0.0%	20	0.00	0.0%	0.0%
Worldwide Medical Assurance	21	-	0%	20	0.00	0.0%	21	0.00	0.0%	0.0%
SAGICOR Panamá, S. A.	22	-	0%	21	0.00	0.0%	22	0.00	0.0%	0.0%
<b>TOTAL</b>		<b>97,171</b>	<b>100%</b>		<b>\$40,669,667.31</b>	<b>100%</b>		<b>\$13,971,435.07</b>	<b>100%</b>	<b>34.4%</b>

### Participación en Ramos Fianzas

