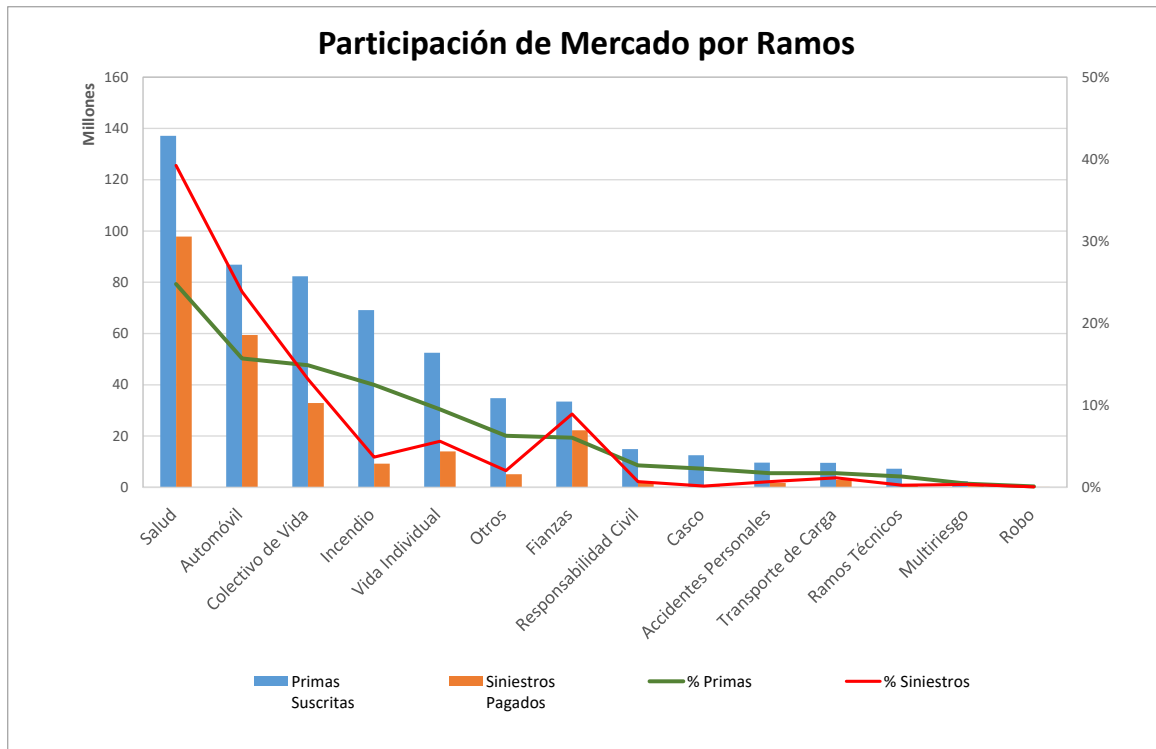


## Superintendencia de Seguros y Reaseguros de Panamá Participación de Mercado por Productos



AL 30 DE ABRIL DE 2022

#	Ramos de Seguros	Primas Suscritas	% Primas	#	Siniestros Pagados	% Siniestros	Sinestralidad Promedio
1	Salud	137,113,306.08	24.8%	1	97,822,163.84	39.2%	71.3%
2	Automóvil	86,841,072.17	15.7%	2	59,458,168.13	23.9%	68.5%
3	Colectivo de Vida	82,356,407.25	14.9%	3	32,899,041.33	13.2%	39.9%
4	Incendio	69,131,206.19	12.5%	6	9,215,101.97	3.7%	13.3%
5	Vida Individual	52,519,456.79	9.5%	5	14,020,089.22	5.6%	26.7%
6	Otros	34,809,470.39	6.3%	7	5,097,067.74	2.0%	14.6%
7	Fianzas	33,451,086.20	6.0%	4	22,270,147.27	8.9%	66.6%
8	Responsabilidad Civil	14,903,750.01	2.7%	9	1,757,968.73	0.7%	11.8%
9	Casco	12,554,997.69	2.3%	13	395,813.78	0.2%	3.2%
10	Accidentes Personales	9,632,585.01	1.7%	10	1,753,268.56	0.7%	18.2%
11	Transporte de Carga	9,555,006.61	1.7%	8	2,904,240.48	1.2%	30.4%
12	Ramos Técnicos	7,226,212.68	1.3%	12	640,498.69	0.3%	8.9%
13	Multirisgo	2,396,687.32	0.4%	11	880,980.95	0.4%	36.8%
14	Robo	644,727.85	0.1%	14	158,163.51	0.1%	24.5%
<b>TOTAL</b>		<b>\$553,135,972.24</b>	<b>100%</b>		<b>\$249,272,714.20</b>	<b>100%</b>	<b>45.1%</b>



# Superintendencia de Seguros y Reaseguros de Panamá

## Participación de Mercado por Productos

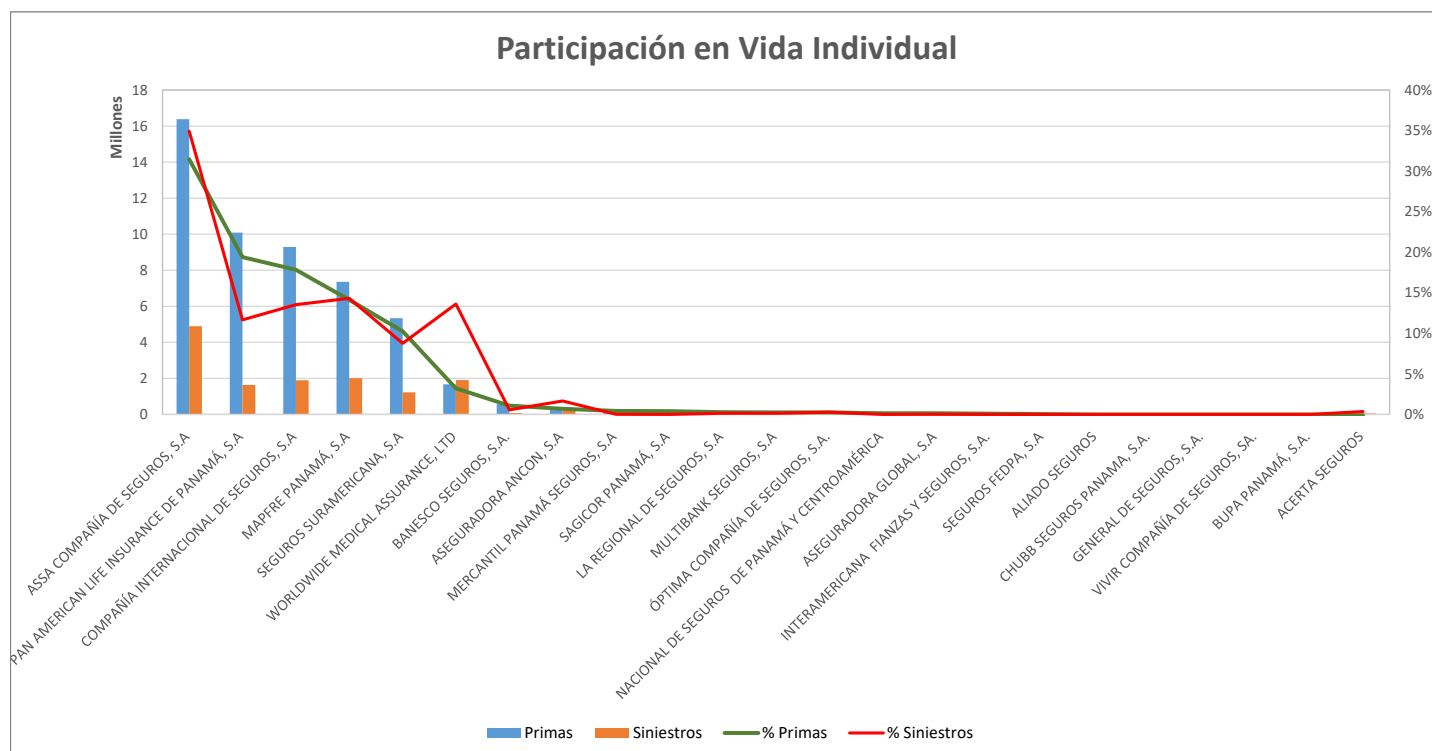


### VIDA INDIVIDUAL

AL 30 DE ABRIL DE 2022

#	Compañía de Seguros	Primas	% Primas	#	Siniestros	% Siniestros	Sinestralidad Promedio
1	ASSA COMPAÑÍA DE SEGUROS, S.A	16,379,610.72	31.5%	1	4,896,669.85	34.9%	29.9%
2	PAN AMERICAN LIFE INSURANCE DE PANAMÁ, S.A	10,092,995.72	19.4%	5	1,634,700.63	11.7%	16.2%
3	COMPAÑÍA INTERNACIONAL DE SEGUROS, S.A	9,286,919.95	17.8%	4	1,895,788.27	13.5%	20.4%
4	MAPFRE PANAMÁ, S.A	7,359,352.51	14.1%	2	2,007,495.39	14.3%	27.3%
5	SEGUROS SURAMERICANA, S.A	5,338,261.41	10.3%	6	1,230,904.21	8.8%	23.1%
6	WORLDWIDE MEDICAL ASSURANCE, LTD	1,673,623.94	3.2%	3	1,910,000.00	13.6%	114.1%
7	BANESCO SEGUROS, S.A.	569,654.81	1.1%	8	78,722.57	0.6%	13.8%
8	ASEGURADORA ANCON, S.A	363,932.89	0.7%	7	231,236.34	1.6%	63.5%
9	MERCANTIL PANAMÁ SEGUROS, S.A	218,132.00	0.4%	13	3,371.96	0.0%	1.5%
10	SAGICOR PANAMÁ, S.A	209,908.96	0.4%	15	0.00	0.0%	0.0%
11	LA REGIONAL DE SEGUROS, S.A	149,296.89	0.3%	11	21,400.00	0.2%	14.3%
12	MULTIBANK SEGUROS, S.A	129,735.25	0.2%	12	20,000.00	0.1%	15.4%
13	ÓPTIMA COMPAÑÍA DE SEGUROS, S.A.	127,916.00	0.2%	10	39,500.00	0.3%	30.9%
14	NACIONAL DE SEGUROS DE PANAMÁ Y CENTROAMÉRICA	80,232.99	0.2%	16	0.00	0.0%	0.0%
15	ASEGURADORA GLOBAL, S.A	69,991.07	0.1%	14	300.00	0.0%	0.4%
16	INTERAMERICANA FIANZAS Y SEGUROS, S.A.	48,418.87	0.1%	17	0.00	0.0%	0.0%
17	SEGUROS FEDPA, S.A	19,904.36	0.0%	18	0.00	0.0%	0.0%
18	ALIADO SEGUROS	0.00	0.0%	19	0.00	0.0%	0.0%
19	CHUBB SEGUROS PANAMÁ, S.A.	0.00	0.0%	20	0.00	0.0%	0.0%
20	GENERAL DE SEGUROS, S.A.	0.00	0.0%	21	0.00	0.0%	0.0%
21	VIVIR COMPAÑÍA DE SEGUROS, SA.	0.00	0.0%	22	0.00	0.0%	0.0%
22	BUPA PANAMÁ, S.A.	0.00	0.0%	23	0.00	0.0%	0.0%
23	ACERTA SEGUROS	-58,203.64	-0.1%	9	50,000.00	0.4%	-85.9%
<b>TOTAL</b>		<b>\$52,059,684.70</b>	<b>100%</b>		<b>\$14,020,089.22</b>	<b>100%</b>	<b>26.9%</b>

### Participación en Vida Individual



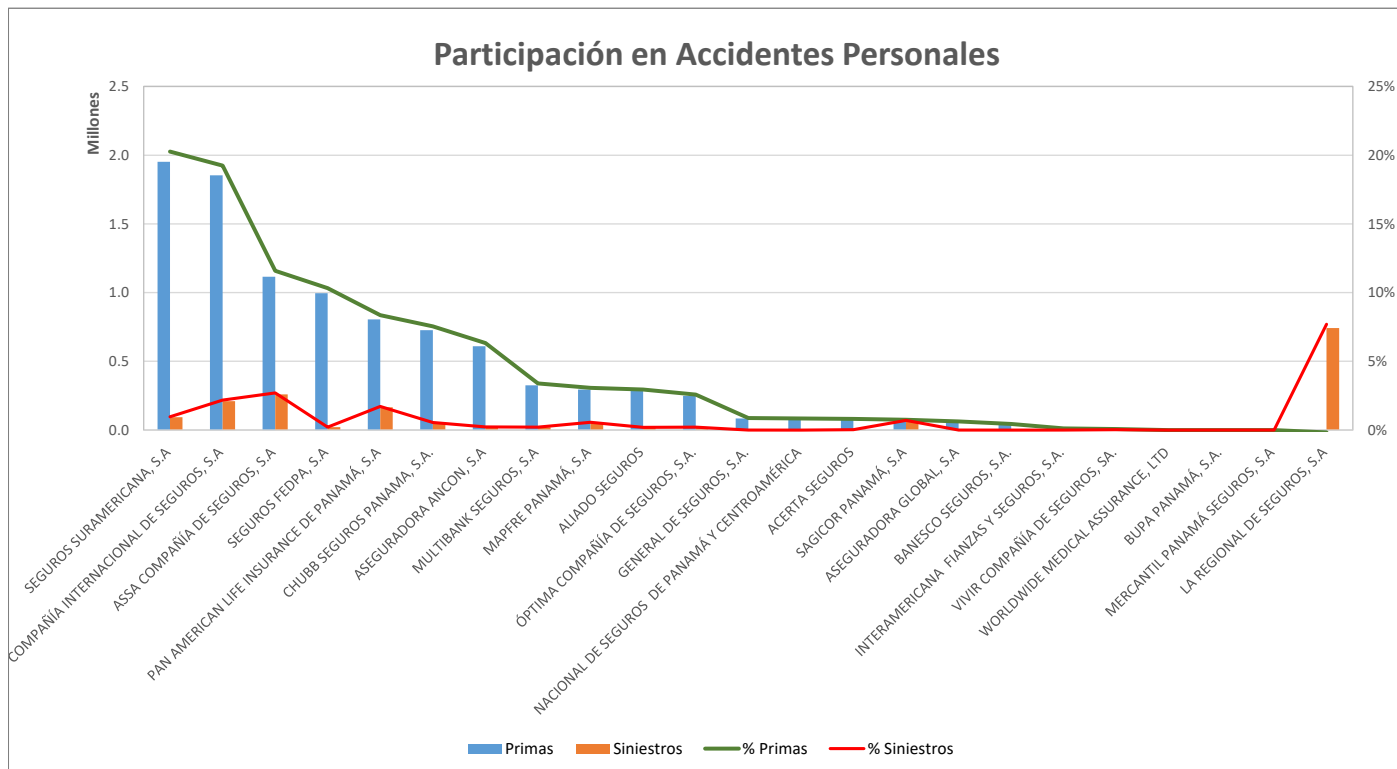
## Superintendencia de Seguros y Reaseguros de Panamá Participación de Mercado por Productos



### ACCIDENTES PERSONALES

AL 30 DE ABRIL DE 2022

#	Compañía de Seguros	Primas	% Primas	#	Siniestros	% Siniestros	Sinestralidad Promedio
1	SEGUROS SURAMERICANA, S.A	1,951,657.44	20.3%	5	93,076.29	1.0%	4.8%
2	COMPAÑÍA INTERNACIONAL DE SEGUROS, S.A	1,853,127.71	19.2%	3	209,941.07	2.2%	11.3%
3	ASSA COMPAÑÍA DE SEGUROS, S.A	1,116,067.76	11.6%	2	259,819.35	2.7%	23.3%
4	SEGUROS FEDPA, S.A	995,270.23	10.3%	10	20,799.73	0.2%	2.1%
5	PAN AMERICAN LIFE INSURANCE DE PANAMÁ, S.A	805,560.46	8.4%	4	166,263.86	1.7%	20.6%
6	CHUBB SEGUROS PANAMA, S.A.	726,875.08	7.5%	8	53,525.69	0.6%	7.4%
7	ASEGURADORA ANCON, S.A	609,936.95	6.3%	9	21,307.27	0.2%	3.5%
8	MULTIBANK SEGUROS, S.A	326,222.20	3.4%	12	20,000.00	0.2%	6.1%
9	MAPFRE PANAMÁ, S.A	295,549.53	3.1%	7	54,480.72	0.6%	18.4%
10	ALIADO SEGUROS	283,793.35	2.9%	13	19,485.30	0.2%	6.9%
11	ÓPTIMA COMPAÑÍA DE SEGUROS, S.A.	248,575.56	2.6%	11	20,484.58	0.2%	8.2%
12	GENERAL DE SEGUROS, S.A.	83,766.81	0.9%	19	0.00	0.0%	0.0%
13	NACIONAL DE SEGUROS DE PANAMÁ Y CENTROAMÉRICA	81,227.55	0.8%	18	47.11	0.0%	0.1%
14	ACERTA SEGUROS	77,613.74	0.8%	14	2,732.68	0.0%	3.5%
15	SAGICOR PANAMÁ, S.A	72,856.21	0.8%	6	67,355.69	0.7%	92.5%
16	ASEGURADORA GLOBAL, S.A	60,687.38	0.6%	20	0.00	0.0%	0.0%
17	BANESCO SEGUROS, S.A.	42,510.98	0.4%	17	99.20	0.0%	0.2%
18	INTERAMERICANA FIANZAS Y SEGUROS, S.A.	11,577.73	0.1%	21	0.00	0.0%	0.0%
19	VIVIR COMPAÑÍA DE SEGUROS, SA.	7,194.54	0.1%	15	2,103.91	0.0%	29.2%
20	WORLDWIDE MEDICAL ASSURANCE, LTD	0.00	0.0%	16	328.65	0.0%	0.0%
21	BUPA PANAMÁ, S.A.	0.00	0.0%	22	0.00	0.0%	0.0%
22	MERCANTIL PANAMÁ SEGUROS, S.A	-966.02	0.0%	23	0.00	0.0%	0.0%
23	LA REGIONAL DE SEGUROS, S.A	-16,520.18	-0.2%	1	741,417.46	7.7%	-4488.0%
<b>TOTAL</b>		<b>\$9,632,585</b>	<b>100%</b>		<b>\$1,753,268.56</b>	<b>100%</b>	<b>18.2%</b>



# Superintendencia de Seguros y Reaseguros de Panamá

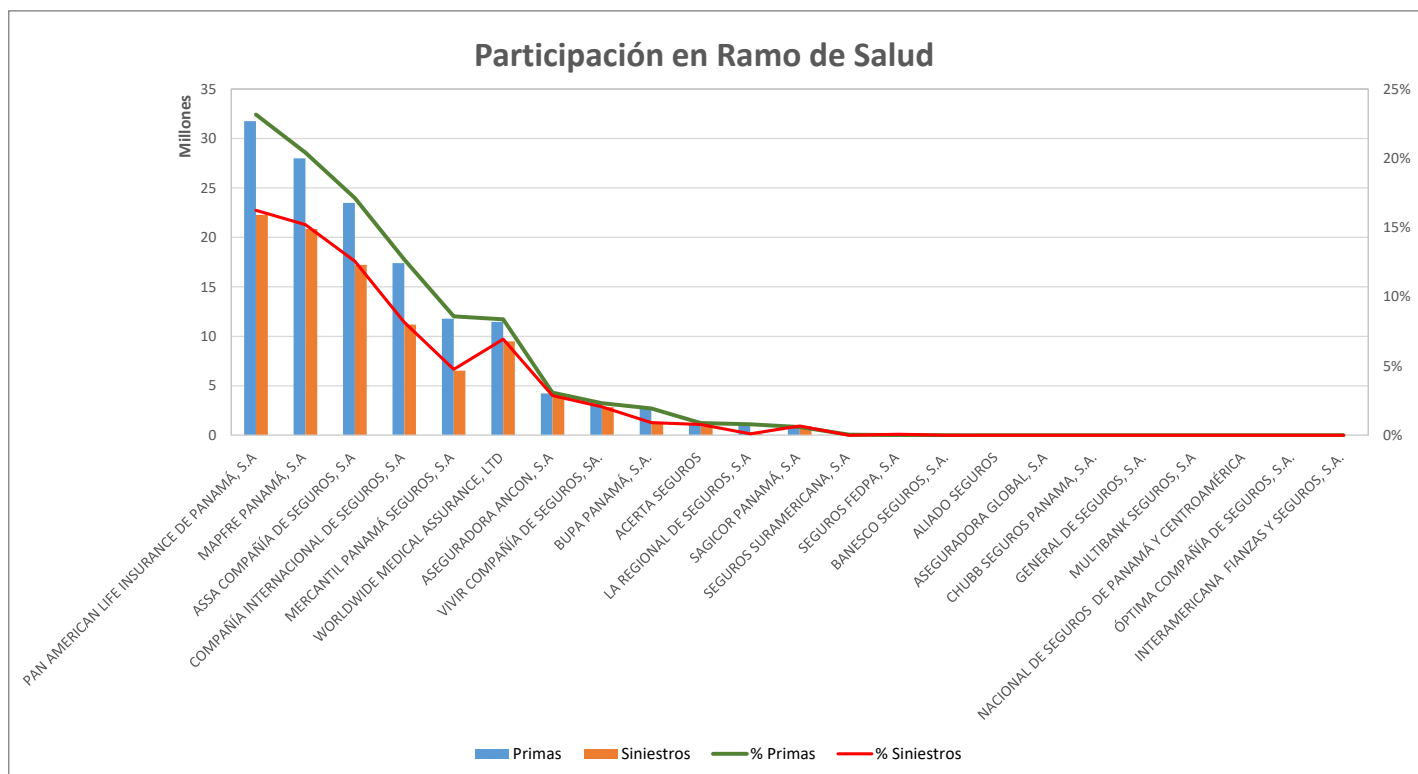
## Participación de Mercado por Productos



### SALUD

AL 30 DE ABRIL DE 2022

#	Compañía de Seguros	Primas	% Primas	#	Siniestros	% Siniestros	Sinestralidad Promedio
1	PAN AMERICAN LIFE INSURANCE DE PANAMÁ, S.A	31,752,356.05	23.2%	1	22,271,443.14	16.2%	70.1%
2	MAPFRE PANAMÁ, S.A	27,990,277.00	20.4%	2	20,855,485.07	15.2%	74.5%
3	ASSA COMPAÑÍA DE SEGUROS, S.A	23,481,094.08	17.1%	3	17,228,086.93	12.6%	73.4%
4	COMPAÑÍA INTERNACIONAL DE SEGUROS, S.A	17,392,783.81	12.7%	4	11,193,464.56	8.2%	64.4%
5	MERCANTIL PANAMÁ SEGUROS, S.A	11,775,019.51	8.6%	6	6,522,612.89	4.8%	55.4%
6	WORLDWIDE MEDICAL ASSURANCE, LTD	11,471,879.82	8.4%	5	9,509,148.06	6.9%	82.9%
7	ASEGURADORA ANCON, S.A	4,214,096.72	3.1%	7	3,926,880.02	2.9%	93.2%
8	VIVIR COMPAÑÍA DE SEGUROS, SA.	3,184,977.86	2.3%	8	2,828,868.16	2.1%	88.8%
9	BUPA PANAMÁ, S.A.	2,662,682.59	1.9%	9	1,259,570.51	0.9%	47.3%
10	ACERTA SEGUROS	1,210,356.20	0.9%	10	1,062,043.08	0.8%	87.7%
11	LA REGIONAL DE SEGUROS, S.A	1,088,951.21	0.8%	12	140,242.30	0.1%	12.9%
12	SAGICOR PANAMÁ, S.A	801,949.70	0.6%	11	913,074.62	0.7%	113.9%
13	SEGUROS SURAMERICANA, S.A	68,270.26	0.0%	14	1,571.63	0.0%	2.3%
14	SEGUROS FEDPA, S.A	15,310.41	0.0%	13	109,672.87	0.1%	716.3%
15	BANESCO SEGUROS, S.A.	3,300.86	0.0%	15	0.00	0.0%	0.0%
16	ALIADO SEGUROS	0.00	0.0%	16	0.00	0.0%	0.0%
17	ASEGURADORA GLOBAL, S.A	0.00	0.0%	17	0.00	0.0%	0.0%
18	CHUBB SEGUROS PANAMA, S.A.	0.00	0.0%	18	0.00	0.0%	0.0%
19	GENERAL DE SEGUROS, S.A.	0.00	0.0%	19	0.00	0.0%	0.0%
20	MULTIBANK SEGUROS, S.A	0.00	0.0%	20	0.00	0.0%	0.0%
21	NACIONAL DE SEGUROS DE PANAMÁ Y CENTROAMÉRICA	0.00	0.0%	21	0.00	0.0%	0.0%
22	ÓPTIMA COMPAÑÍA DE SEGUROS, S.A.	0.00	0.0%	22	0.00	0.0%	0.0%
23	INTERAMERICANA FIANZAS Y SEGUROS, S.A.	0.00	0.0%	23	0.00	0.0%	0.0%
<b>TOTAL</b>		<b>\$137,113,306.08</b>	<b>100%</b>		<b>\$97,822,163.84</b>	<b>100%</b>	<b>71.3%</b>



# Superintendencia de Seguros y Reaseguros de Panamá

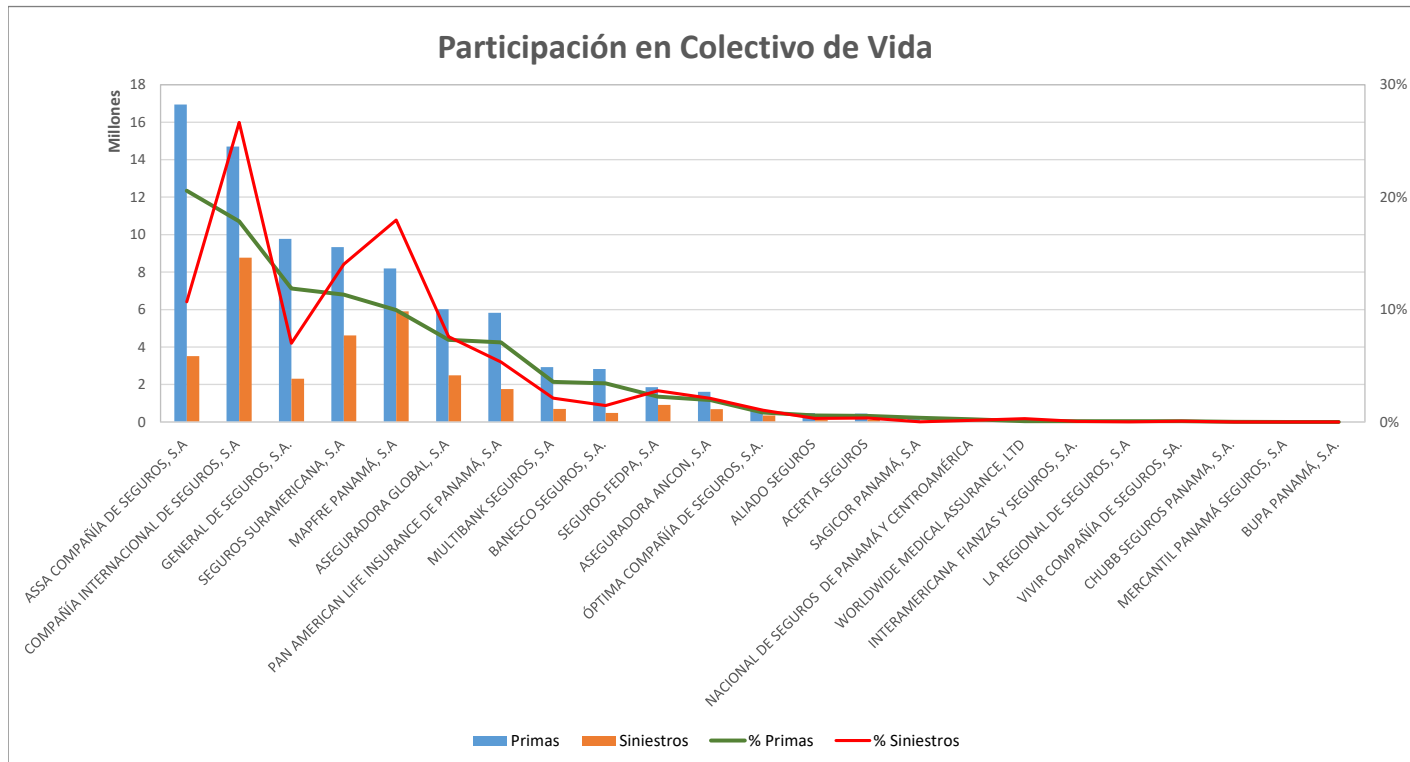
## Participación de Mercado por Productos



### COLECTIVO DE VIDA

AL 30 DE ABRIL DE 2022

#	Compañía de Seguros	Primas	% Primas	#	Siniestros	% Siniestros	Sinestralidad Promedio
1	ASSA COMPAÑÍA DE SEGUROS, S.A	16,940,084.55	20.6%	4	3,517,566.93	10.7%	20.8%
2	COMPAÑÍA INTERNACIONAL DE SEGUROS, S.A	14,702,033.37	17.9%	1	8,766,017.24	26.6%	59.6%
3	GENERAL DE SEGUROS, S.A.	9,772,916.27	11.9%	6	2,305,887.95	7.0%	23.6%
4	SEGUROS SURAMERICANA, S.A	9,328,366.20	11.3%	3	4,615,190.33	14.0%	49.5%
5	MAPFRE PANAMÁ, S.A	8,195,012.09	10.0%	2	5,907,095.88	18.0%	72.1%
6	ASEGURADORA GLOBAL, S.A	6,014,221.19	7.3%	5	2,494,683.44	7.6%	41.5%
7	PAN AMERICAN LIFE INSURANCE DE PANAMÁ, S.A	5,827,450.35	7.1%	7	1,755,292.76	5.3%	30.1%
8	MULTIBANK SEGUROS, S.A	2,931,623.13	3.6%	9	696,545.02	2.1%	23.8%
9	BANESCO SEGUROS, S.A.	2,826,905.06	3.4%	11	481,045.40	1.5%	17.0%
10	SEGUROS FEDPA, S.A	1,857,146.45	2.3%	8	914,864.59	2.8%	49.3%
11	ASEGURADORA ANCON, S.A	1,605,977.54	2.0%	10	689,097.95	2.1%	42.9%
12	ÓPTIMA COMPAÑÍA DE SEGUROS, S.A.	692,219.51	0.8%	12	345,309.31	1.0%	49.9%
13	ALIADO SEGUROS	476,775.71	0.6%	14	102,508.01	0.3%	21.5%
14	ACERTA SEGUROS	446,859.39	0.5%	13	114,733.30	0.3%	25.7%
15	SAGICOR PANAMÁ, S.A	307,494.18	0.4%	20	2,213.11	0.0%	0.7%
16	NACIONAL DE SEGUROS DE PANAMÁ Y CENTROAMÉRICA	190,635.70	0.2%	16	48,597.78	0.1%	25.5%
17	WORLDWIDE MEDICAL ASSURANCE, LTD	61,362.44	0.1%	15	95,990.61	0.3%	156.4%
18	INTERAMERICANA FIANZAS Y SEGUROS, S.A.	59,359.20	0.1%	18	18,869.18	0.1%	31.8%
19	LA REGIONAL DE SEGUROS, S.A	58,016.21	0.1%	19	2,392.94	0.0%	4.1%
20	VIVIR COMPAÑÍA DE SEGUROS, SA.	55,747.34	0.1%	17	25,139.60	0.1%	45.1%
21	CHUBB SEGUROS PANAMA, S.A.	6,201.37	0.0%	21	0.00	0.0%	0.0%
22	MERCANTIL PANAMÁ SEGUROS, S.A	0.00	0.0%	22	0.00	0.0%	0.0%
23	BUPA PANAMÁ, S.A.	0.00	0.0%	23	0.00	0.0%	0.0%
<b>TOTAL</b>		<b>\$82,356,407.25</b>	<b>100%</b>		<b>\$32,899,041.33</b>	<b>100%</b>	<b>39.9%</b>



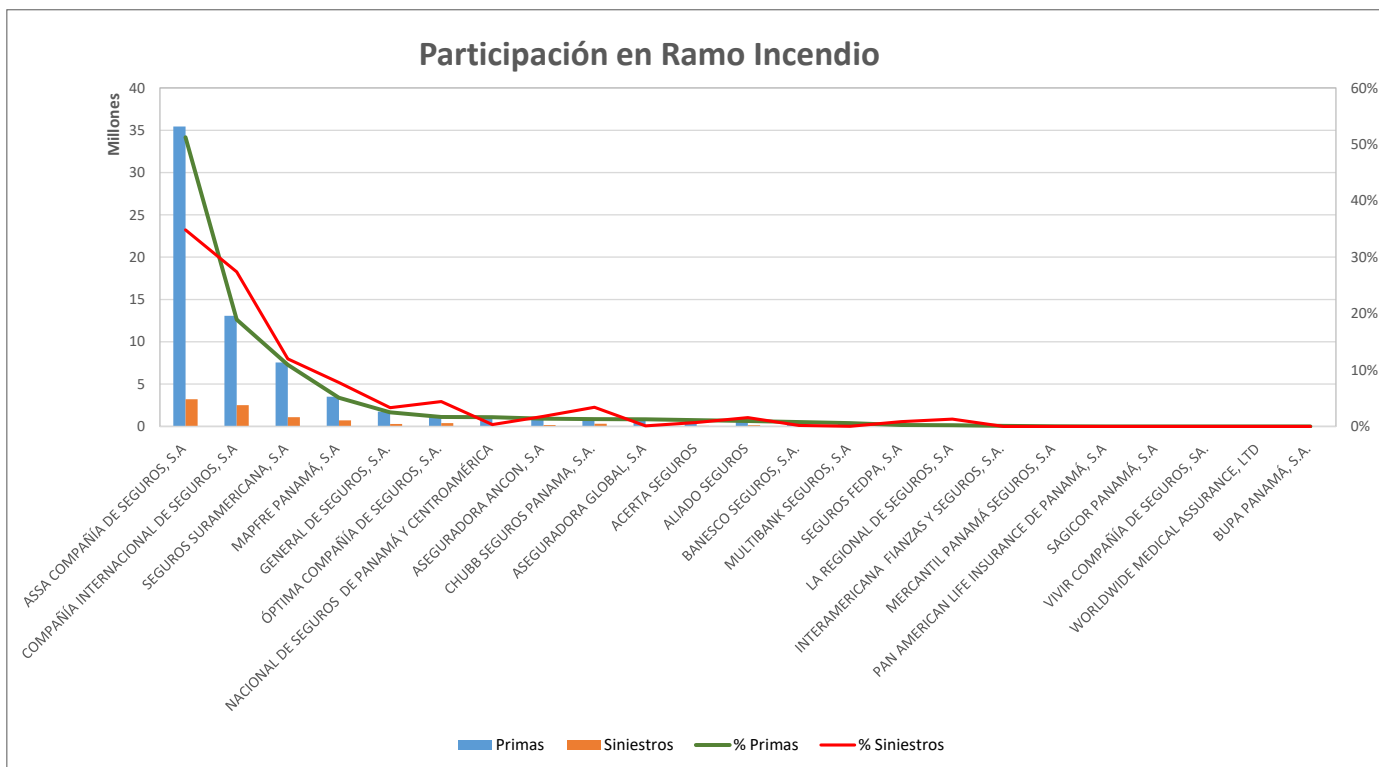
# Superintendencia de Seguros y Reaseguros de Panamá Participación de Mercado por Productos



## RAMO DE INCENDIO

AL 30 DE ABRIL DE 2022

#	Compañía de Seguros	Primas	% Primas	#	Siniestros	% Siniestros	Sinestralidad Promedio
1	ASSA COMPAÑÍA DE SEGUROS, S.A	35,430,481.30	51.3%	1	3,209,937.27	34.8%	9.1%
2	COMPAÑÍA INTERNACIONAL DE SEGUROS, S.A	13,081,822.93	18.9%	2	2,526,277.11	27.4%	19.3%
3	SEGUROS SURAMERICANA, S.A	7,548,216.03	10.9%	3	1,102,541.93	12.0%	14.6%
4	MAPFRE PANAMÁ, S.A	3,518,819.05	5.1%	4	717,787.29	7.8%	20.4%
5	GENERAL DE SEGUROS, S.A.	1,737,780.76	2.5%	7	305,586.91	3.3%	17.6%
6	ÓPTIMA COMPAÑÍA DE SEGUROS, S.A.	1,159,148.97	1.7%	5	406,454.56	4.4%	35.1%
7	NACIONAL DE SEGUROS DE PANAMÁ Y CENTROAMÉRICA	1,128,112.79	1.6%	13	29,914.39	0.3%	2.7%
8	ASEGURADORA ANCON, S.A	944,770.18	1.4%	8	164,948.15	1.8%	17.5%
9	CHUBB SEGUROS PANAMA, S.A.	904,122.82	1.3%	6	314,016.92	3.4%	34.7%
10	ASEGURADORA GLOBAL, S.A	887,299.10	1.3%	15	9,780.26	0.1%	1.1%
11	ACERTA SEGUROS	774,866.38	1.1%	12	66,539.63	0.7%	8.6%
12	ALIADO SEGUROS	661,285.11	1.0%	9	144,029.73	1.6%	21.8%
13	BANESCO SEGUROS, S.A.	543,332.41	0.8%	14	16,507.07	0.2%	3.0%
14	MULTIBANK SEGUROS, S.A	399,166.87	0.6%	16	2,202.53	0.0%	0.6%
15	SEGUROS FEDPA, S.A	164,110.93	0.2%	11	77,819.22	0.8%	47.4%
16	LA REGIONAL DE SEGUROS, S.A	154,485.11	0.2%	10	120,759.00	1.3%	78.2%
17	INTERAMERICANA FIANZAS Y SEGUROS, S.A.	73,752.42	0.1%	17	0.00	0.0%	0.0%
18	MERCANTIL PANAMÁ SEGUROS, S.A	19,633.03	0.0%	18	0.00	0.0%	0.0%
19	PAN AMERICAN LIFE INSURANCE DE PANAMÁ, S.A	0.00	0.0%	19	0.00	0.0%	0.0%
20	SAGICOR PANAMÁ, S.A	0.00	0.0%	20	0.00	0.0%	0.0%
21	VIVIR COMPAÑÍA DE SEGUROS, SA.	0.00	0.0%	21	0.00	0.0%	0.0%
22	WORLDWIDE MEDICAL ASSURANCE, LTD	0.00	0.0%	22	0.00	0.0%	0.0%
23	BUPA PANAMÁ, S.A.	0.00	0.0%	23	0.00	0.0%	0.0%
<b>TOTAL</b>		<b>\$69,131,206.19</b>	<b>100%</b>		<b>\$9,215,101.97</b>	<b>100%</b>	<b>13.3%</b>



# Superintendencia de Seguros y Reaseguros de Panamá

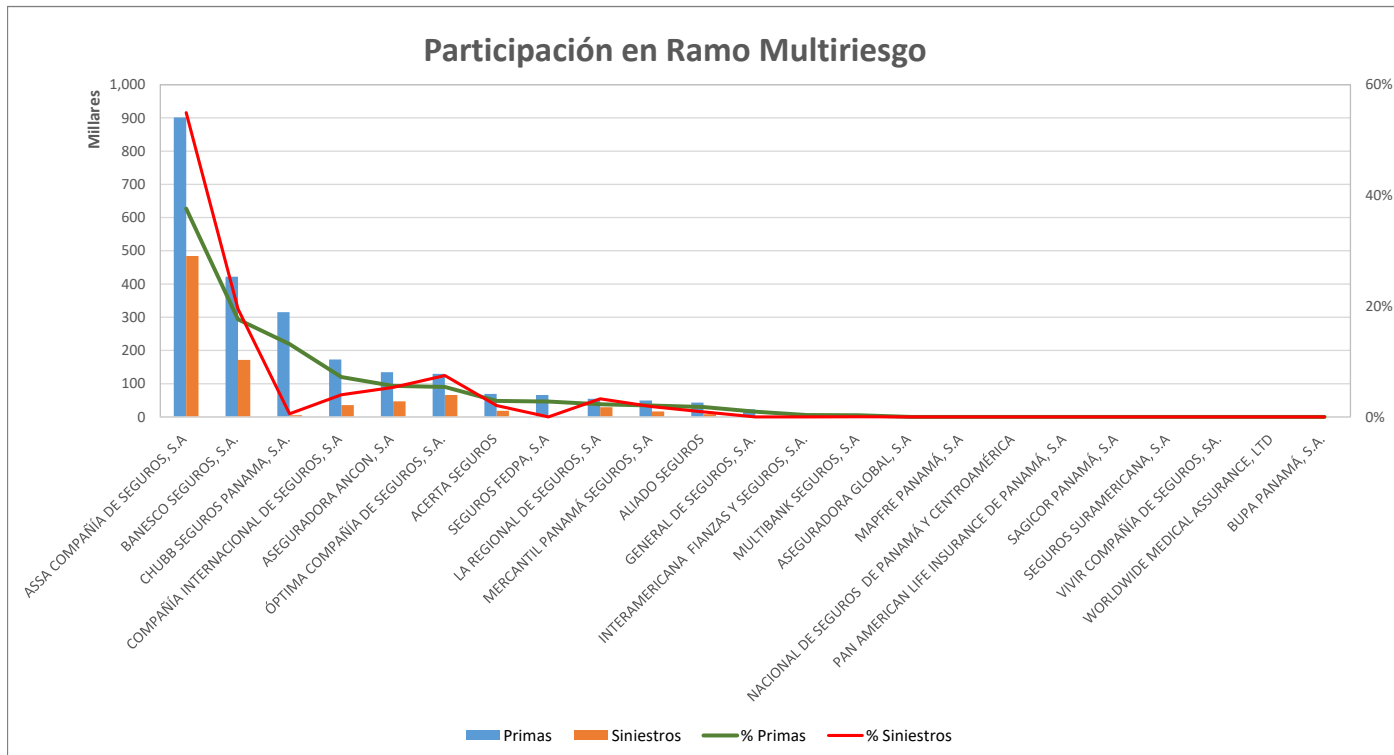
## Participación de Mercado por Productos



### MULTIRIESGO

AL 30 DE ABRIL DE 2022

#	Compañía de Seguros	Primas	% Primas	#	Siniestros	% Siniestros	Sinestralidad Promedio
1	ASSA COMPAÑÍA DE SEGUROS, S.A	901,718.28	37.6%	1	484,114.34	55.0%	53.7%
2	BANESCO SEGUROS, S.A.	422,306.95	17.6%	2	171,695.08	19.5%	40.7%
3	CHUBB SEGUROS PANAMA, S.A.	315,564.88	13.2%	10	4,884.71	0.6%	1.5%
4	COMPAÑÍA INTERNACIONAL DE SEGUROS, S.A	172,769.71	7.2%	5	35,358.85	4.0%	20.5%
5	ASEGURADORA ANCON, S.A	134,509.85	5.6%	4	46,928.19	5.3%	34.9%
6	ÓPTIMA COMPAÑÍA DE SEGUROS, S.A.	129,806.30	5.4%	3	65,943.01	7.5%	50.8%
7	ACERTA SEGUROS	69,409.35	2.9%	7	18,177.52	2.1%	26.2%
8	SEGUROS FEDPA, S.A	66,155.98	2.8%	12	0.00	0.0%	0.0%
9	LA REGIONAL DE SEGUROS, S.A	54,455.78	2.3%	6	28,956.18	3.3%	53.2%
10	MERCANTIL PANAMÁ SEGUROS, S.A	49,467.41	2.1%	8	16,469.10	1.9%	33.3%
11	ALIADO SEGUROS	42,820.53	1.8%	9	8,126.26	0.9%	19.0%
12	GENERAL DE SEGUROS, S.A.	22,987.62	1.0%	13	0.00	0.0%	0.0%
13	INTERAMERICANA FIANZAS Y SEGUROS, S.A.	7,856.50	0.3%	14	0.00	0.0%	0.0%
14	MULTIBANK SEGUROS, S.A	6,858.18	0.3%	11	327.71	0.0%	4.8%
15	ASEGURADORA GLOBAL, S.A	0.00	0.0%	15	0.00	0.0%	0.0%
16	MAPFRE PANAMÁ, S.A	0.00	0.0%	16	0.00	0.0%	0.0%
17	NACIONAL DE SEGUROS DE PANAMÁ Y CENTROAMÉRICA	0.00	0.0%	17	0.00	0.0%	0.0%
18	PAN AMERICAN LIFE INSURANCE DE PANAMÁ, S.A	0.00	0.0%	18	0.00	0.0%	0.0%
19	SAGICOR PANAMÁ, S.A	0.00	0.0%	19	0.00	0.0%	0.0%
20	SEGUROS SURAMERICANA, S.A	0.00	0.0%	20	0.00	0.0%	0.0%
21	VIVIR COMPAÑÍA DE SEGUROS, SA.	0.00	0.0%	21	0.00	0.0%	0.0%
22	WORLDWIDE MEDICAL ASSURANCE, LTD	0.00	0.0%	22	0.00	0.0%	0.0%
23	BUPA PANAMÁ, S.A.	0.00	0.0%	23	0.00	0.0%	0.0%
<b>TOTAL</b>		<b>\$2,396,687.32</b>	<b>100%</b>		<b>\$880,980.95</b>	<b>100%</b>	<b>36.8%</b>



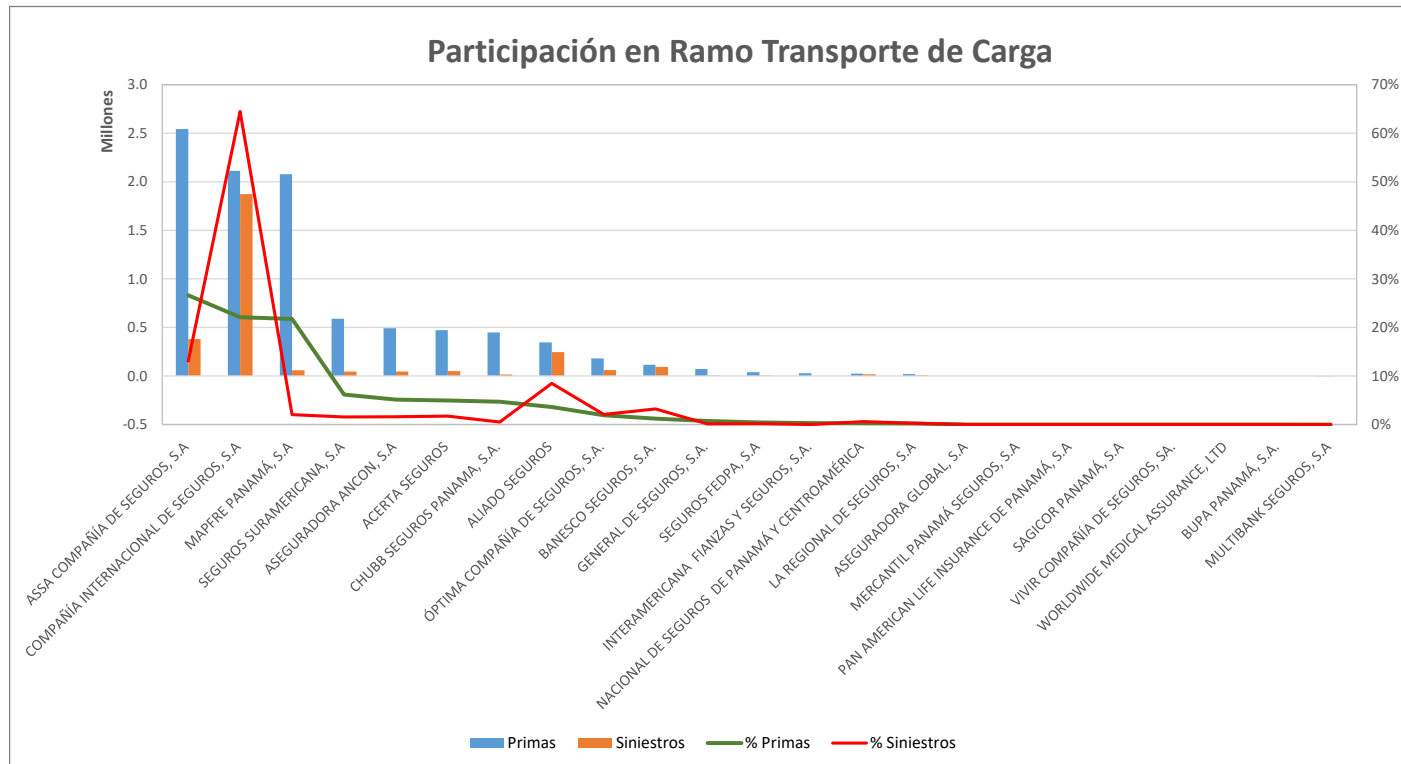
## Superintendencia de Seguros y Reaseguros de Panamá Participación de Mercado por Productos



### TRANSPORTE DE CARGA

AL 30 DE ABRIL DE 2022

#	Compañía de Seguros	Primas	% Primas	#	Siniestros	% Siniestros	Sinestralidad Promedio
1	ASSA COMPAÑÍA DE SEGUROS, S.A	2,543,680.92	26.6%	2	380,004.48	13.1%	14.9%
2	COMPAÑÍA INTERNACIONAL DE SEGUROS, S.A	2,111,969.22	22.1%	1	1,872,546.76	64.5%	88.7%
3	MAPFRE PANAMÁ, S.A	2,077,959.40	21.7%	6	59,704.16	2.1%	2.9%
4	SEGUROS SURAMERICANA, S.A	589,341.89	6.2%	9	44,758.98	1.5%	7.6%
5	ASEGURADORA ANCON, S.A	491,205.49	5.1%	8	46,571.16	1.6%	9.5%
6	ACERTA SEGUROS	472,674.16	4.9%	7	50,132.53	1.7%	10.6%
7	CHUBB SEGUROS PANAMA, S.A.	448,712.76	4.7%	11	15,200.97	0.5%	3.4%
8	ALIADO SEGUROS	345,915.63	3.6%	3	246,660.09	8.5%	71.3%
9	ÓPTIMA COMPAÑÍA DE SEGUROS, S.A.	180,313.63	1.9%	5	60,810.45	2.1%	33.7%
10	BANESCO SEGUROS, S.A.	114,486.19	1.2%	4	93,766.45	3.2%	81.9%
11	GENERAL DE SEGUROS, S.A.	70,829.74	0.7%	14	4,051.74	0.1%	5.7%
12	SEGUROS FEDPA, S.A	39,950.04	0.4%	13	5,343.30	0.2%	13.4%
13	INTERAMERICANA FIANZAS Y SEGUROS, S.A.	27,271.02	0.3%	15	0.00	0.0%	0.0%
14	NACIONAL DE SEGUROS DE PANAMÁ Y CENTROAMÉRICA	24,205.56	0.3%	10	17,898.44	0.6%	73.9%
15	LA REGIONAL DE SEGUROS, S.A	19,617.91	0.2%	12	6,790.97	0.2%	34.6%
16	ASEGURADORA GLOBAL, S.A	0.00	0.0%	16	0.00	0.0%	0.0%
17	MERCANTIL PANAMÁ SEGUROS, S.A	0.00	0.0%	17	0.00	0.0%	0.0%
18	PAN AMERICAN LIFE INSURANCE DE PANAMÁ, S.A	0.00	0.0%	18	0.00	0.0%	0.0%
19	SAGICOR PANAMÁ, S.A	0.00	0.0%	19	0.00	0.0%	0.0%
20	VIVIR COMPAÑÍA DE SEGUROS, SA.	0.00	0.0%	20	0.00	0.0%	0.0%
21	WORLDWIDE MEDICAL ASSURANCE, LTD	0.00	0.0%	21	0.00	0.0%	0.0%
22	BUPA PANAMÁ, S.A.	0.00	0.0%	22	0.00	0.0%	0.0%
23	MULTIBANK SEGUROS, S.A	-3,126.95	0.0%	23	0.00	0.0%	0.0%
<b>TOTAL</b>		<b>\$9,555,006.61</b>	<b>100%</b>		<b>\$2,904,240.48</b>	<b>100%</b>	<b>30.4%</b>





# Superintendencia de Seguros y Reaseguros de Panamá

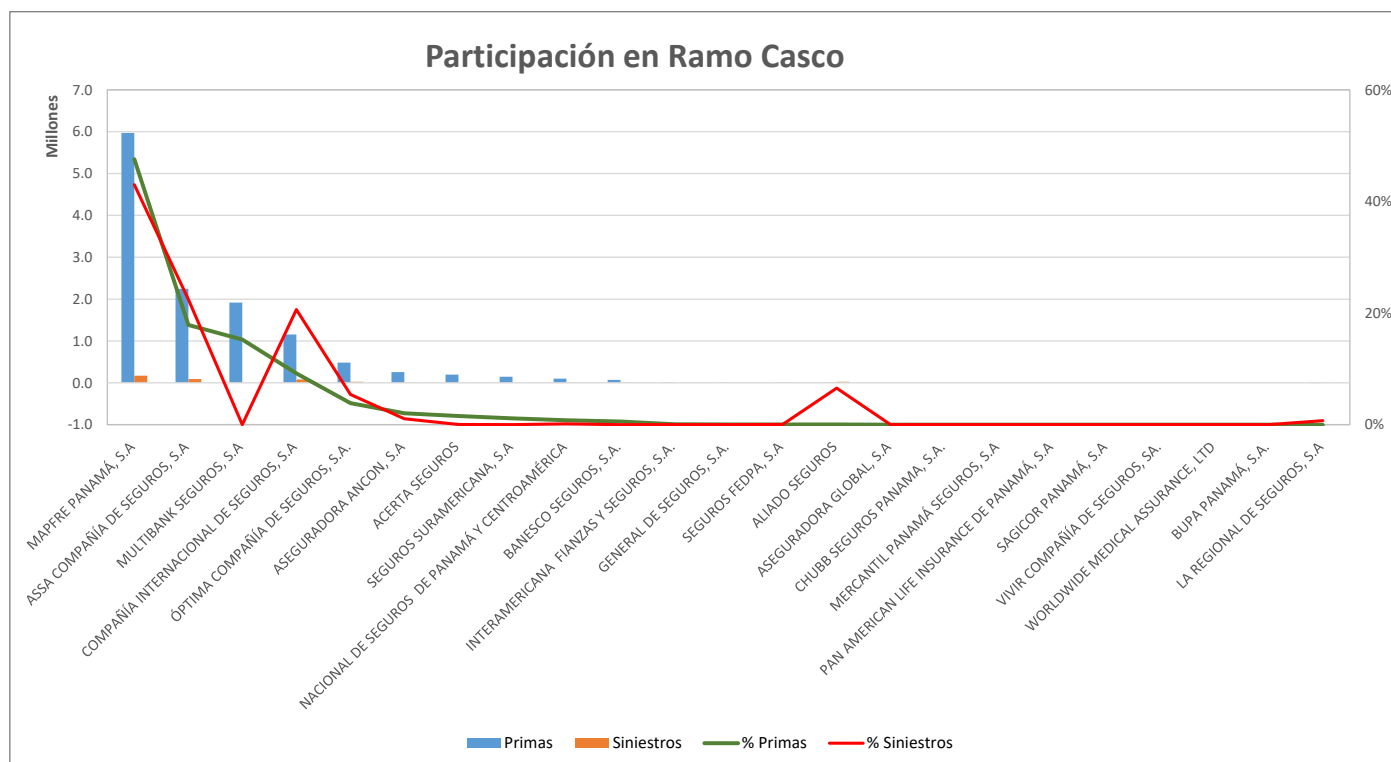
## Participación de Mercado por Productos



### RAMO DE CASCO

AL 30 DE ABRIL DE 2022

#	Compañía de Seguros	Primas	% Primas	#	Siniestros	% Siniestros	Sinestralidad Promedio
1	MAPFRE PANAMÁ, S.A	5,973,449.16	47.6%	1	170,217.39	43.0%	2.8%
2	ASSA COMPAÑÍA DE SEGUROS, S.A	2,243,733.12	17.9%	2	88,799.99	22.4%	4.0%
3	MULTIBANK SEGUROS, S.A	1,916,620.20	15.3%	12	0.00	0.0%	0.0%
4	COMPAÑÍA INTERNACIONAL DE SEGUROS, S.A	1,155,901.96	9.2%	3	81,628.24	20.6%	7.1%
5	ÓPTIMA COMPAÑÍA DE SEGUROS, S.A.	485,481.53	3.9%	5	21,417.09	5.4%	4.4%
6	ASEGURADORA ANCON, S.A	255,727.59	2.0%	6	4,233.98	1.1%	1.7%
7	ACERTA SEGUROS	193,710.77	1.5%	10	44.56	0.0%	0.0%
8	SEGUROS SURAMERICANA, S.A	143,905.14	1.1%	13	0.00	0.0%	0.0%
9	NACIONAL DE SEGUROS DE PANAMÁ Y CENTROAMÉRICA	99,192.60	0.8%	8	590.27	0.1%	0.6%
10	BANESCO SEGUROS, S.A.	71,591.45	0.6%	11	34.36	0.0%	0.0%
11	INTERAMERICANA FIANZAS Y SEGUROS, S.A.	9,049.68	0.1%	14	0.00	0.0%	0.0%
12	GENERAL DE SEGUROS, S.A.	5,134.96	0.0%	15	0.00	0.0%	0.0%
13	SEGUROS FEDPA, S.A	3,389.69	0.0%	9	162.52	0.0%	4.8%
14	ALIADO SEGUROS	3,164.22	0.0%	4	25,833.85	6.5%	816.4%
15	ASEGURADORA GLOBAL, S.A	0.00	0.0%	16	0.00	0.0%	0.0%
16	CHUBB SEGUROS PANAMÁ, S.A.	0.00	0.0%	17	0.00	0.0%	0.0%
17	MERCANTIL PANAMÁ SEGUROS, S.A	0.00	0.0%	18	0.00	0.0%	0.0%
18	PAN AMERICAN LIFE INSURANCE DE PANAMÁ, S.A	0.00	0.0%	19	0.00	0.0%	0.0%
19	SAGICOR PANAMÁ, S.A	0.00	0.0%	20	0.00	0.0%	0.0%
20	VIVIR COMPAÑÍA DE SEGUROS, SA.	0.00	0.0%	21	0.00	0.0%	0.0%
21	WORLDWIDE MEDICAL ASSURANCE, LTD	0.00	0.0%	22	0.00	0.0%	0.0%
22	BUPA PANAMÁ, S.A.	0.00	0.0%	23	0.00	0.0%	0.0%
23	LA REGIONAL DE SEGUROS, S.A	-5,054.38	0.0%	7	2,851.53	0.7%	-56.4%
<b>TOTAL</b>		<b>\$12,554,997.69</b>	<b>100%</b>		<b>\$395,813.78</b>	<b>100%</b>	<b>3.2%</b>



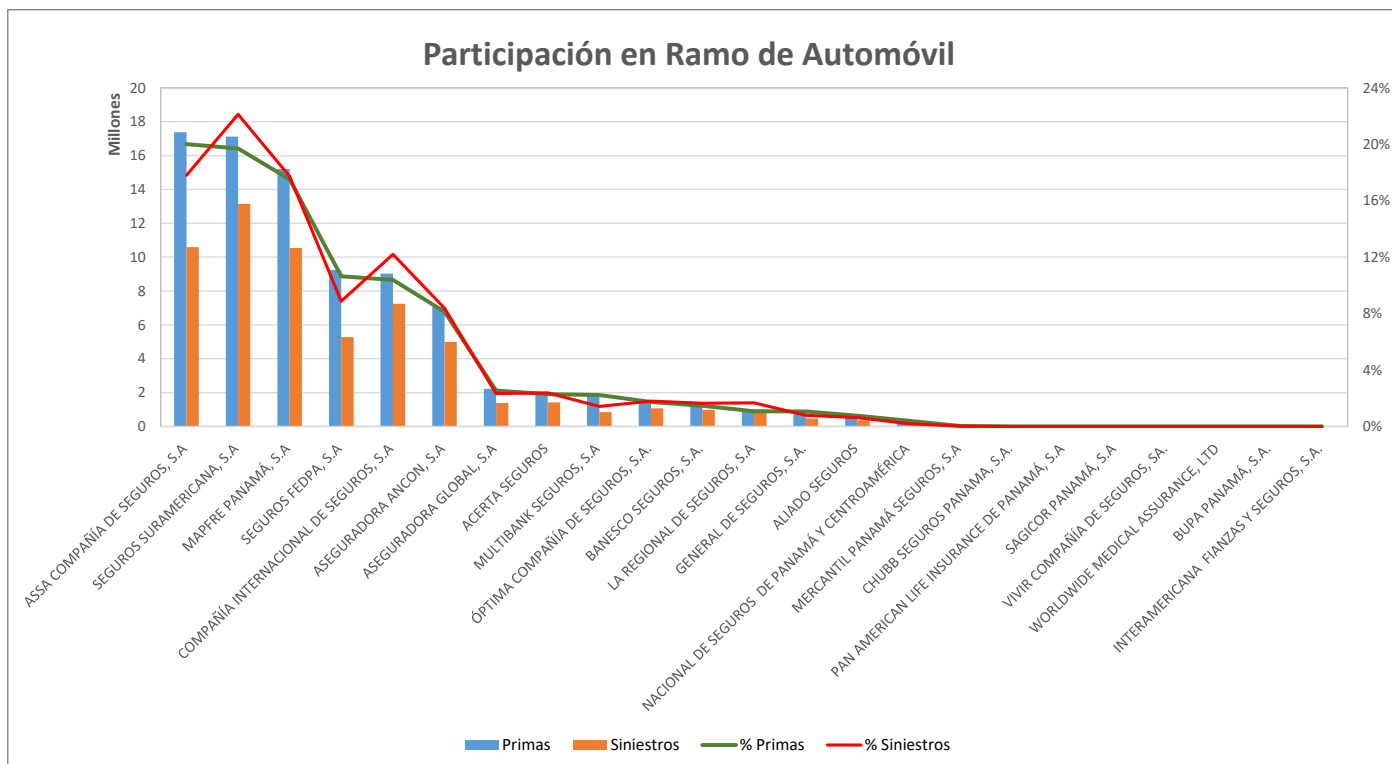
# Superintendencia de Seguros y Reaseguros de Panamá Participación de Mercado por Productos



## AUTOMÓVIL

AL 30 DE ABRIL DE 2022

#	Compañía de Seguros	Primas	% Primas	#	Siniestros	% Siniestros	Sinestralidad Promedio
1	ASSA COMPAÑÍA DE SEGUROS, S.A	17,379,981.96	20.0%	2	10,588,096.68	17.8%	60.9%
2	SEGUROS SURAMERICANA, S.A	17,116,651.57	19.7%	1	13,154,933.62	22.1%	76.9%
3	MAPFRE PANAMÁ, S.A	15,215,254.77	17.5%	3	10,545,045.38	17.7%	69.3%
4	SEGUROS FEDPA, S.A	9,240,867.26	10.6%	5	5,276,158.94	8.9%	57.1%
5	COMPAÑÍA INTERNACIONAL DE SEGUROS, S.A	9,028,054.49	10.4%	4	7,253,744.54	12.2%	80.3%
6	ASEGURADORA ANCON, S.A	7,062,673.88	8.1%	6	4,986,212.34	8.4%	70.6%
7	ASEGURADORA GLOBAL, S.A	2,213,538.61	2.5%	8	1,388,528.14	2.3%	62.7%
8	ACERTA SEGUROS	1,990,690.35	2.3%	7	1,414,943.40	2.4%	71.1%
9	MULTIBANK SEGUROS, S.A	1,930,202.99	2.2%	12	842,763.86	1.4%	43.7%
10	ÓPTIMA COMPAÑÍA DE SEGUROS, S.A.	1,501,427.33	1.7%	9	1,067,213.82	1.8%	71.1%
11	BANESCO SEGUROS, S.A.	1,269,240.51	1.5%	11	977,681.68	1.6%	77.0%
12	LA REGIONAL DE SEGUROS, S.A	933,764.75	1.1%	10	999,145.07	1.7%	107.0%
13	GENERAL DE SEGUROS, S.A.	925,827.54	1.1%	13	468,353.85	0.8%	50.6%
14	ALIADO SEGUROS	657,635.50	0.8%	14	369,460.45	0.6%	56.2%
15	NACIONAL DE SEGUROS DE PANAMÁ Y CENTROAMÉRICA	352,011.67	0.4%	15	112,750.12	0.2%	32.0%
16	MERCANTIL PANAMÁ SEGUROS, S.A	23,248.99	0.0%	16	13,136.24	0.0%	56.5%
17	CHUBB SEGUROS PANAMA, S.A.	0.00	0.0%	17	0.00	0.0%	0.0%
18	PAN AMERICAN LIFE INSURANCE DE PANAMÁ, S.A	0.00	0.0%	18	0.00	0.0%	0.0%
19	SAGICOR PANAMÁ, S.A	0.00	0.0%	19	0.00	0.0%	0.0%
20	VIVIR COMPAÑÍA DE SEGUROS, SA.	0.00	0.0%	20	0.00	0.0%	0.0%
21	WORLDWIDE MEDICAL ASSURANCE, LTD	0.00	0.0%	21	0.00	0.0%	0.0%
22	BUPA PANAMÁ, S.A.	0.00	0.0%	22	0.00	0.0%	0.0%
23	INTERAMERICANA FIANZAS Y SEGUROS, S.A.	0.00	0.0%	23	0.00	0.0%	0.0%
<b>TOTAL</b>		<b>\$86,841,072.17</b>	<b>100%</b>		<b>\$59,458,168.13</b>	<b>100%</b>	<b>68.5%</b>



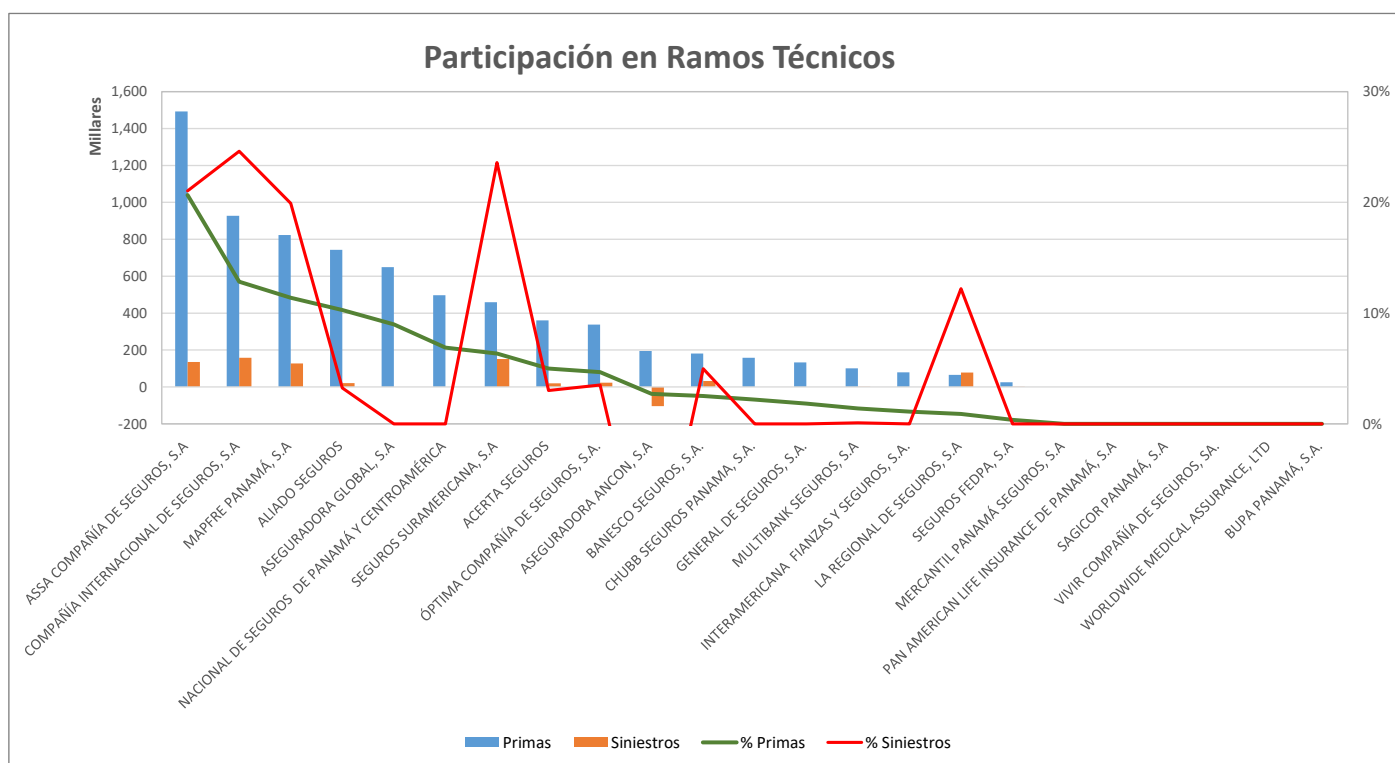
# Superintendencia de Seguros y Reaseguros de Panamá Participación de Mercado por Productos



## RAMOS TÉCNICOS

AL 30 DE ABRIL DE 2022

#	Compañía de Seguros	Primas	% Primas	#	Siniestros	% Siniestros	Sinestralidad Promedio
1	ASSA COMPAÑÍA DE SEGUROS, S.A	1,493,078.83	20.7%	3	134,756.01	21.0%	9.0%
2	COMPAÑÍA INTERNACIONAL DE SEGUROS, S.A	927,062.37	12.8%	1	157,672.62	24.6%	17.0%
3	MAPFRE PANAMÁ, S.A	822,455.88	11.4%	4	127,525.50	19.9%	15.5%
4	ALIADO SEGUROS	743,093.35	10.3%	8	20,769.76	3.2%	2.8%
5	ASEGURADORA GLOBAL, S.A	649,084.20	9.0%	12	0.00	0.0%	0.0%
6	NACIONAL DE SEGUROS DE PANAMÁ Y CENTROAMÉRICA	496,965.71	6.9%	13	0.00	0.0%	0.0%
7	SEGUROS SURAMERICANA, S.A	458,758.59	6.3%	2	151,143.54	23.6%	32.9%
8	ACERTA SEGUROS	360,280.25	5.0%	9	19,242.53	3.0%	5.3%
9	ÓPTIMA COMPAÑÍA DE SEGUROS, S.A.	338,041.45	4.7%	7	22,516.60	3.5%	6.7%
10	ASEGURADORA ANCON, S.A	195,078.37	2.7%	23	-103,728.56	-16.2%	0.0%
11	BANESCO SEGUROS, S.A.	181,300.21	2.5%	6	31,830.99	5.0%	17.6%
12	CHUBB SEGUROS PANAMA, S.A.	158,142.80	2.2%	14	0.00	0.0%	0.0%
13	GENERAL DE SEGUROS, S.A.	132,723.94	1.8%	15	0.00	0.0%	0.0%
14	MULTIBANK SEGUROS, S.A	100,996.13	1.4%	10	599.85	0.1%	0.6%
15	INTERAMERICANA FIANZAS Y SEGUROS, S.A.	78,973.25	1.1%	16	0.00	0.0%	0.0%
16	LA REGIONAL DE SEGUROS, S.A	64,747.46	0.9%	5	78,160.57	12.2%	120.7%
17	SEGUROS FEDPA, S.A	25,429.89	0.4%	11	9.28	0.0%	0.0%
18	MERCANTIL PANAMÁ SEGUROS, S.A	0.00	0.0%	17	0.00	0.0%	0.0%
19	PAN AMERICAN LIFE INSURANCE DE PANAMÁ, S.A	0.00	0.0%	18	0.00	0.0%	0.0%
20	SAGICOR PANAMÁ, S.A	0.00	0.0%	19	0.00	0.0%	0.0%
21	VIVIR COMPAÑÍA DE SEGUROS, SA.	0.00	0.0%	20	0.00	0.0%	0.0%
22	WORLDWIDE MEDICAL ASSURANCE, LTD	0.00	0.0%	21	0.00	0.0%	0.0%
23	BUPA PANAMÁ, S.A.	0.00	0.0%	22	0.00	0.0%	0.0%
<b>TOTAL</b>		<b>\$7,226,212.68</b>	<b>100%</b>		<b>\$640,498.69</b>	<b>100%</b>	<b>8.9%</b>



# Superintendencia de Seguros y Reaseguros de Panamá

## Participación de Mercado por Productos



### RESPONSABILIDAD CIVIL

AL 30 DE ABRIL DE 2022

#	Compañía de Seguros	Primas	% Primas	#	Siniestros	% Siniestros	Sinestralidad Promedio
1	ASSA COMPAÑÍA DE SEGUROS, S.A	5,019,466.18	33.7%	1	607,840.35	34.6%	12.1%
2	COMPAÑÍA INTERNACIONAL DE SEGUROS, S.A	2,685,473.97	18.0%	3	242,303.97	13.8%	9.0%
3	MAPFRE PANAMÁ, S.A	1,780,981.24	11.9%	4	174,337.15	9.9%	9.8%
4	SEGUROS SURAMERICANA, S.A	1,664,331.35	11.2%	2	379,182.45	21.6%	22.8%
5	CHUBB SEGUROS PANAMA, S.A.	847,999.89	5.7%	13	3,955.18	0.2%	0.5%
6	ÓPTIMA COMPAÑÍA DE SEGUROS, S.A.	739,084.95	5.0%	6	77,672.21	4.4%	10.5%
7	ASEGURADORA ANCON, S.A	463,248.52	3.1%	7	69,893.48	4.0%	15.1%
8	ACERTA SEGUROS	337,816.09	2.3%	9	33,552.93	1.9%	9.9%
9	NACIONAL DE SEGUROS DE PANAMÁ Y CENTROAMÉRICA	328,122.24	2.2%	14	2,966.30	0.2%	0.9%
10	BANESCO SEGUROS, S.A.	272,160.53	1.8%	5	84,592.73	4.8%	31.1%
11	GENERAL DE SEGUROS, S.A.	252,107.34	1.7%	11	11,577.58	0.7%	4.6%
12	ALIADO SEGUROS	234,048.38	1.6%	8	43,963.22	2.5%	18.8%
13	MERCANTIL PANAMÁ SEGUROS, S.A	131,508.91	0.9%	10	15,620.26	0.9%	11.9%
14	INTERAMERICANA FIANZAS Y SEGUROS, S.A.	60,031.81	0.4%	15	577.06	0.0%	1.0%
15	LA REGIONAL DE SEGUROS, S.A	46,356.76	0.3%	12	10,588.75	0.6%	22.8%
16	SEGUROS FEDPA, S.A	33,439.03	0.2%	23	-654.89	0.0%	0.0%
17	MULTIBANK SEGUROS, S.A	7,572.82	0.1%	16	0.00	0.0%	0.0%
18	ASEGURADORA GLOBAL, S.A	0.00	0.0%	17	0.00	0.0%	0.0%
19	PAN AMERICAN LIFE INSURANCE DE PANAMÁ, S.A	0.00	0.0%	18	0.00	0.0%	0.0%
20	SAGICOR PANAMÁ, S.A	0.00	0.0%	19	0.00	0.0%	0.0%
21	VIVIR COMPAÑÍA DE SEGUROS, SA.	0.00	0.0%	20	0.00	0.0%	0.0%
22	WORLDWIDE MEDICAL ASSURANCE, LTD	0.00	0.0%	21	0.00	0.0%	0.0%
23	BUPA PANAMÁ, S.A.	0.00	0.0%	22	0.00	0.0%	0.0%
<b>TOTAL</b>		<b>\$14,903,750.01</b>	<b>100%</b>		<b>\$1,757,968.73</b>	<b>100%</b>	<b>11.8%</b>

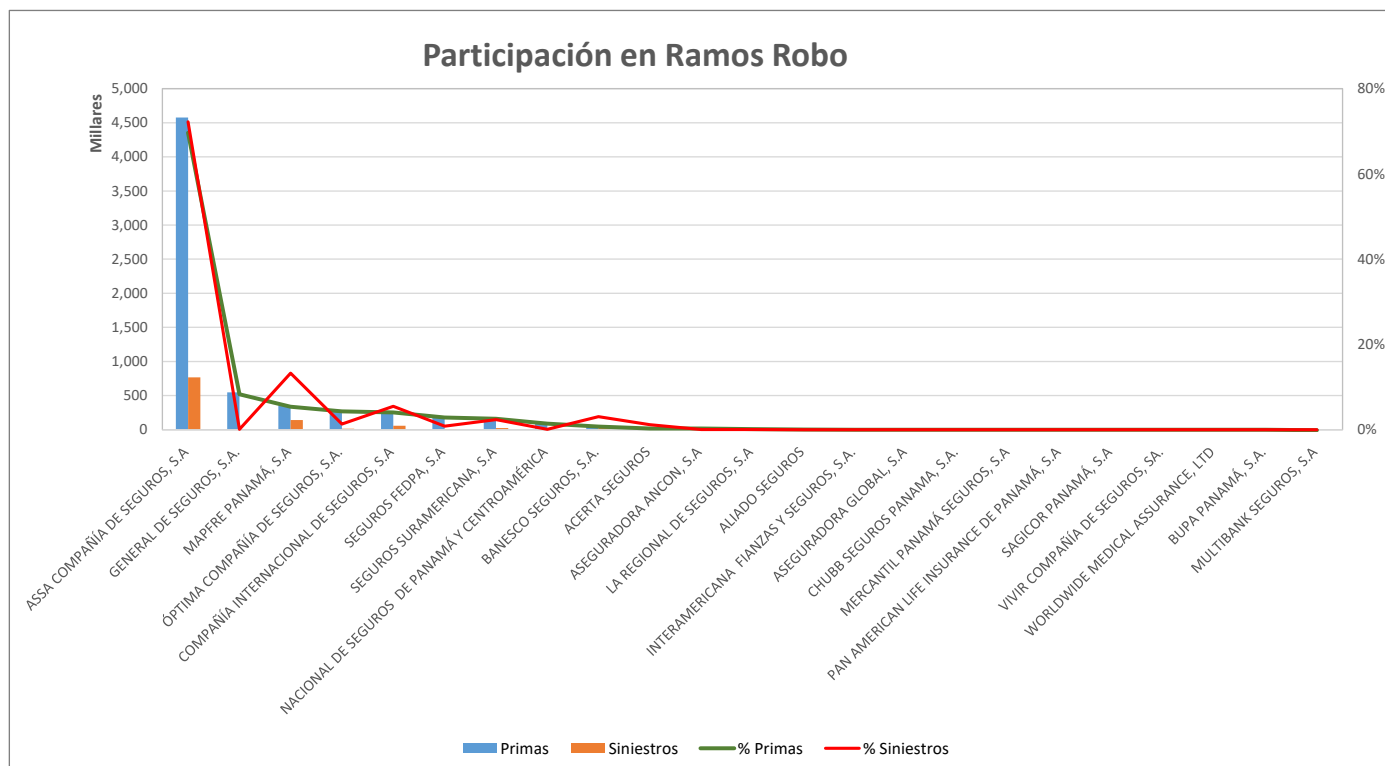


## Superintendencia de Seguros y Reaseguros de Panamá Participación de Mercado por Productos



### RAMO DE ROBO AL 30 DE ABRIL DE 2022

#	Compañía de Seguros	Primas	% Primas	#	Siniestros	% Siniestros	Sinestralidad Promedio
1	ASSA COMPAÑÍA DE SEGUROS, S.A	4,575,051.81	69.6%	1	766,935.71	72.2%	16.8%
2	GENERAL DE SEGUROS, S.A.	546,131.01	8.3%	10	1,015.61	0.1%	0.2%
3	MAPFRE PANAMÁ, S.A	354,073.86	5.4%	2	140,706.76	13.2%	39.7%
4	ÓPTIMA COMPAÑÍA DE SEGUROS, S.A.	284,019.19	4.3%	6	14,249.59	1.3%	5.0%
5	COMPAÑÍA INTERNACIONAL DE SEGUROS, S.A	266,511.85	4.1%	3	58,136.53	5.5%	21.8%
6	SEGUROS FEDPA, S.A	186,802.12	2.8%	8	8,604.74	0.8%	4.6%
7	SEGUROS SURAMERICANA, S.A	167,136.12	2.5%	5	25,144.16	2.4%	15.0%
8	NACIONAL DE SEGUROS DE PANAMÁ Y CENTROAMÉRICA	93,168.40	1.4%	9	1,214.95	0.1%	1.3%
9	BANESCO SEGUROS, S.A.	48,717.33	0.7%	4	32,502.53	3.1%	66.7%
10	ACERTA SEGUROS	20,311.42	0.3%	7	12,685.54	1.2%	62.5%
11	ASEGURADORA ANCON, S.A	20,143.72	0.3%	11	522.51	0.0%	2.6%
12	LA REGIONAL DE SEGUROS, S.A	10,664.62	0.2%	12	250.00	0.0%	2.3%
13	ALIADO SEGUROS	3,804.75	0.1%	13	0.00	0.0%	0.0%
14	INTERAMERICANA FIANZAS Y SEGUROS, S.A.	0.00	0.0%	14	0.00	0.0%	0.0%
15	ASEGURADORA GLOBAL, S.A	0.00	0.0%	15	0.00	0.0%	0.0%
16	CHUBB SEGUROS PANAMA, S.A.	0.00	0.0%	16	0.00	0.0%	0.0%
17	MERCANTIL PANAMÁ SEGUROS, S.A	0.00	0.0%	17	0.00	0.0%	0.0%
18	PAN AMERICAN LIFE INSURANCE DE PANAMÁ, S.A	0.00	0.0%	18	0.00	0.0%	0.0%
19	SAGICOR PANAMÁ, S.A	0.00	0.0%	19	0.00	0.0%	0.0%
20	VIVIR COMPAÑÍA DE SEGUROS, SA.	0.00	0.0%	20	0.00	0.0%	0.0%
21	WORLDWIDE MEDICAL ASSURANCE, LTD	0.00	0.0%	21	0.00	0.0%	0.0%
22	BUPA PANAMÁ, S.A.	0.00	0.0%	22	0.00	0.0%	0.0%
23	MULTIBANK SEGUROS, S.A	-7,778.44	-0.1%	23	0.00	0.0%	0.0%
<b>TOTAL</b>		<b>\$6,568,757.76</b>	<b>100%</b>		<b>\$1,061,968.63</b>	<b>100%</b>	<b>16.2%</b>

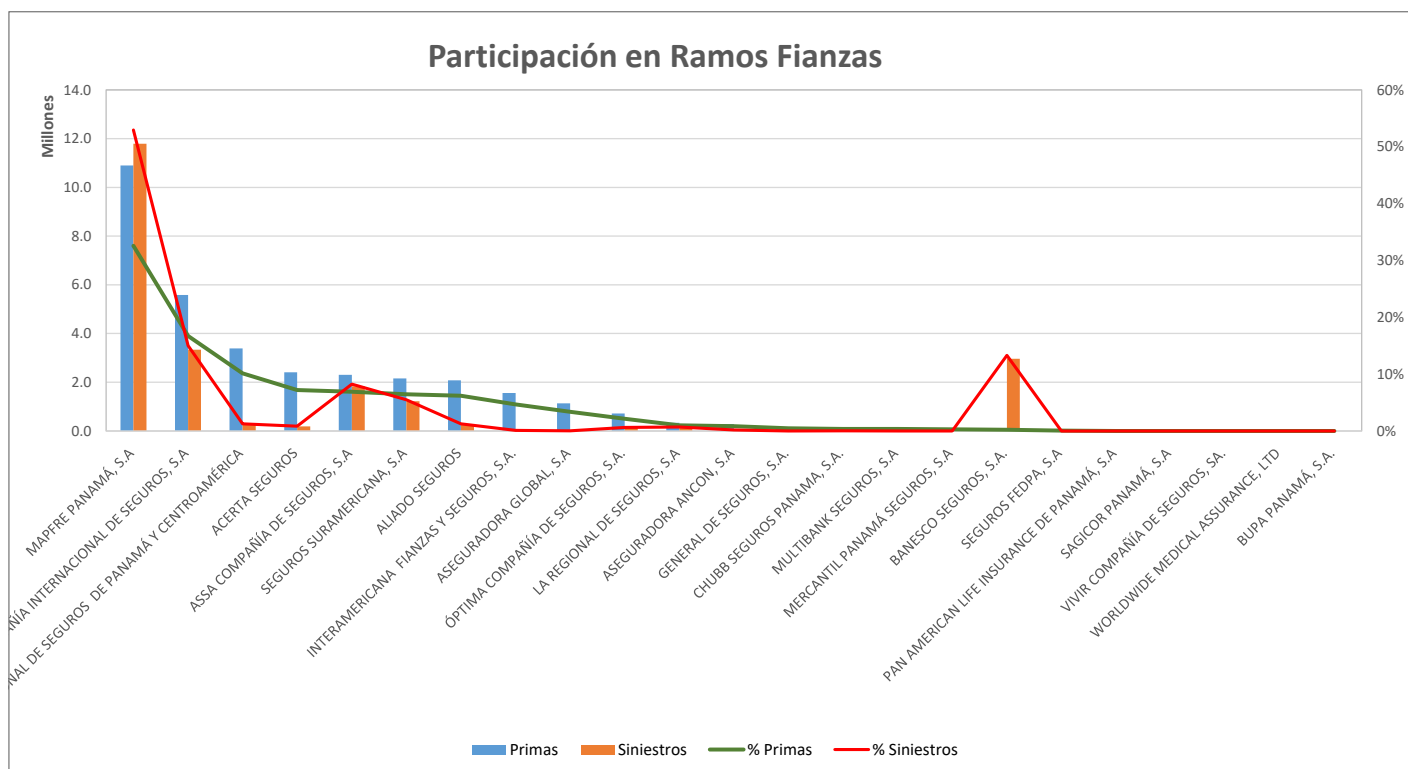


## Superintendencia de Seguros y Reaseguros de Panamá Participación de Mercado por Productos



### RAMO DE FIANZAS AL 30 DE ABRIL DE 2022

#	Compañía de Seguros	Primas	% Primas	#	Siniestros	% Siniestros	Sinestralidad Promedio
1	MAPFRE PANAMÁ, S.A	10,898,196.24	32.6%	1	11,791,364.44	52.9%	108.2%
2	COMPAÑÍA INTERNACIONAL DE SEGUROS, S.A	5,585,703.00	16.7%	2	3,340,328.99	15.0%	59.8%
3	NACIONAL DE SEGUROS DE PANAMÁ Y CENTROAMÉRICA	3,385,810.17	10.1%	6	277,558.60	1.2%	8.2%
4	ACERTA SEGUROS	2,412,316.67	7.2%	8	191,461.44	0.9%	7.9%
5	ASSA COMPAÑÍA DE SEGUROS, S.A	2,307,244.08	6.9%	4	1,838,953.82	8.3%	79.7%
6	SEGUROS SURAMERICANA, S.A	2,156,702.86	6.4%	5	1,223,611.95	5.5%	56.7%
7	ALIADO SEGUROS	2,075,088.18	6.2%	7	276,869.23	1.2%	13.3%
8	INTERAMERICANA FIANZAS Y SEGUROS, S.A.	1,558,563.71	4.7%	12	23,682.88	0.1%	1.5%
9	ASEGURADORA GLOBAL, S.A	1,133,321.39	3.4%	14	4,100.00	0.0%	0.4%
10	ÓPTIMA COMPAÑÍA DE SEGUROS, S.A.	717,735.01	2.1%	10	137,483.75	0.6%	19.2%
11	LA REGIONAL DE SEGUROS, S.A	335,754.49	1.0%	9	157,274.52	0.7%	46.8%
12	ASEGURADORA ANCON, S.A	284,013.05	0.8%	11	39,500.90	0.2%	13.9%
13	GENERAL DE SEGUROS, S.A.	161,925.31	0.5%	16	0.00	0.0%	0.0%
14	CHUBB SEGUROS PANAMA, S.A.	123,032.18	0.4%	13	5,211.33	0.0%	4.2%
15	MULTIBANK SEGUROS, S.A	118,953.92	0.4%	17	0.00	0.0%	0.0%
16	MERCANTIL PANAMÁ SEGUROS, S.A	102,628.25	0.3%	18	0.00	0.0%	0.0%
17	BANESCO SEGUROS, S.A.	71,428.87	0.2%	3	2,962,701.87	13.3%	4147.8%
18	SEGUROS FEDPA, S.A	22,668.82	0.1%	15	43.55	0.0%	0.2%
19	PAN AMERICAN LIFE INSURANCE DE PANAMÁ, S.A	0.00	0.0%	19	0.00	0.0%	0.0%
20	SAGICOR PANAMÁ, S.A	0.00	0.0%	20	0.00	0.0%	0.0%
21	VIVIR COMPAÑÍA DE SEGUROS, SA.	0.00	0.0%	21	0.00	0.0%	0.0%
22	WORLDWIDE MEDICAL ASSURANCE, LTD	0.00	0.0%	22	0.00	0.0%	0.0%
23	BUPA PANAMÁ, S.A.	0.00	0.0%	23	0.00	0.0%	0.0%
<b>TOTAL</b>		<b>\$33,451,086.20</b>	<b>100%</b>		<b>\$22,270,147.27</b>	<b>100%</b>	<b>66.6%</b>



# Superintendencia de Seguros y Reaseguros de Panamá Participación de Mercado por Productos



## OTROS RAMOS

AL 30 DE ABRIL DE 2022

#	Compañía de Seguros	Primas	% Primas	#	Siniestros	% Siniestros	Sinestralidad Promedio
1	COMPAÑÍA INTERNACIONAL DE SEGUROS, S.A	8,740,396.68	29.8%	1	2,776,237.90	66.2%	31.8%
2	GENERAL DE SEGUROS, S.A.	6,595,219.13	22.5%	2	541,615.57	12.9%	8.2%
3	ASSA COMPAÑÍA DE SEGUROS, S.A	5,912,424.57	20.1%	5	146,598.03	3.5%	2.5%
4	MAPFRE PANAMÁ, S.A	2,476,813.65	8.4%	4	183,919.53	4.4%	7.4%
5	SEGUROS SURAMERICANA, S.A	2,064,070.81	7.0%	6	118,529.38	2.8%	5.7%
6	ASEGURADORA GLOBAL, S.A	1,179,296.54	4.0%	9	23,582.24	0.6%	2.0%
7	MERCANTIL PANAMÁ SEGUROS, S.A	771,591.92	2.6%	12	5,222.22	0.1%	0.7%
8	NACIONAL DE SEGUROS DE PANAMÁ Y CENTROAMÉRICA	649,557.15	2.2%	10	11,244.35	0.3%	1.7%
9	MULTIBANK SEGUROS, S.A	241,749.72	0.8%	11	7,174.23	0.2%	3.0%
10	LA REGIONAL DE SEGUROS, S.A	240,158.95	0.8%	14	0.00	0.0%	0.0%
11	ÓPTIMA COMPAÑÍA DE SEGUROS, S.A.	206,498.20	0.7%	3	277,706.15	6.6%	134.5%
12	ALIADO SEGUROS	165,935.51	0.6%	7	55,433.78	1.3%	33.4%
13	ACERTA SEGUROS	53,239.51	0.2%	13	7.65	0.0%	0.0%
14	ASEGURADORA ANCON, S.A	31,578.94	0.1%	8	45,991.59	1.1%	145.6%
15	BANESCO SEGUROS, S.A.	16,396.29	0.1%	15	0.00	0.0%	0.0%
16	INTERAMERICANA FIANZAS Y SEGUROS, S.A.	285.00	0.0%	16	0.00	0.0%	0.0%
17	WORLDWIDE MEDICAL ASSURANCE, LTD	0.00	0.0%	17	0.00	0.0%	0.0%
18	VIVIR COMPAÑÍA DE SEGUROS, SA.	0.00	0.0%	18	0.00	0.0%	0.0%
19	SEGUROS FEDPA, S.A	0.00	0.0%	19	0.00	0.0%	0.0%
20	SAGICOR PANAMÁ, S.A	0.00	0.0%	20	0.00	0.0%	0.0%
21	PAN AMERICAN LIFE INSURANCE DE PANAMÁ, S.A	0.00	0.0%	21	0.00	0.0%	0.0%
22	CHUBB SEGUROS PANAMA, S.A.	0.00	0.0%	22	0.00	0.0%	0.0%
23	BUPA PANAMÁ, S.A.	0.00	0.0%	23	0.00	0.0%	0.0%
<b>TOTAL</b>		<b>\$29,345,212.57</b>	<b>100%</b>		<b>\$4,193,262.62</b>	<b>100%</b>	<b>14.3%</b>

