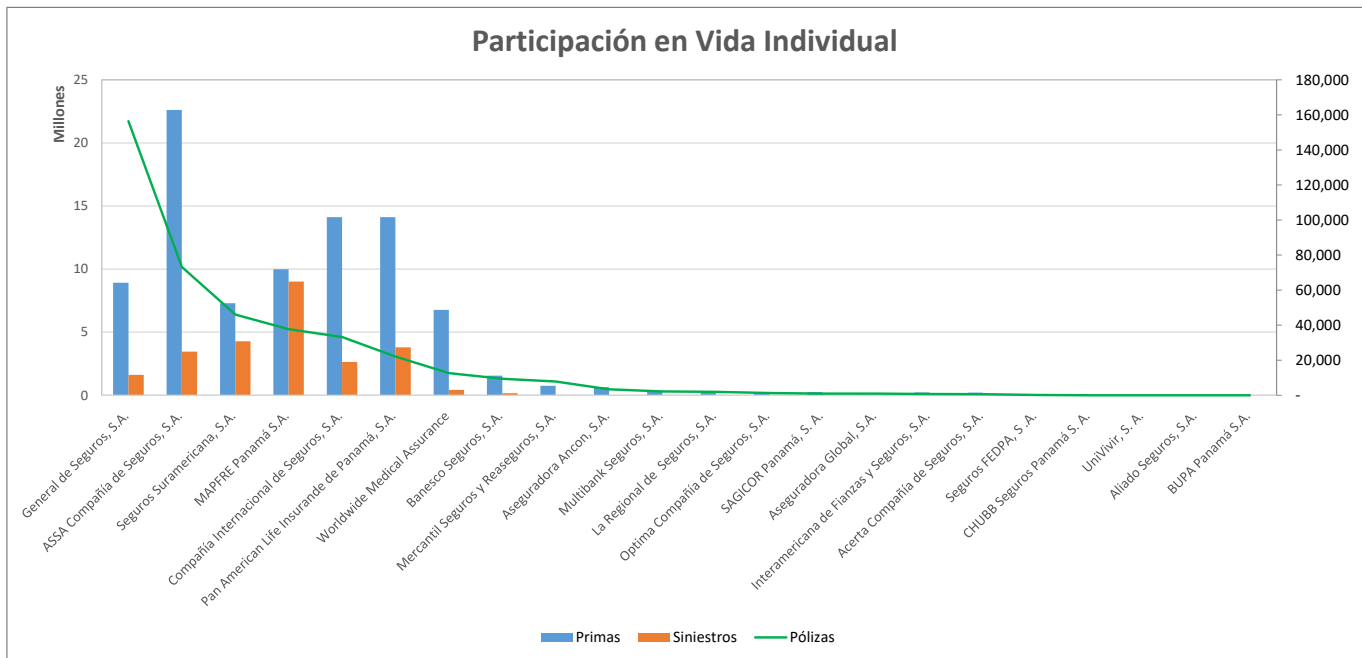


Superintendencia de Seguros y Reaseguros de Panamá Participación de Mercado por Productos

VIDA INDIVIDUAL

AL MES DE MAYO DE 2026

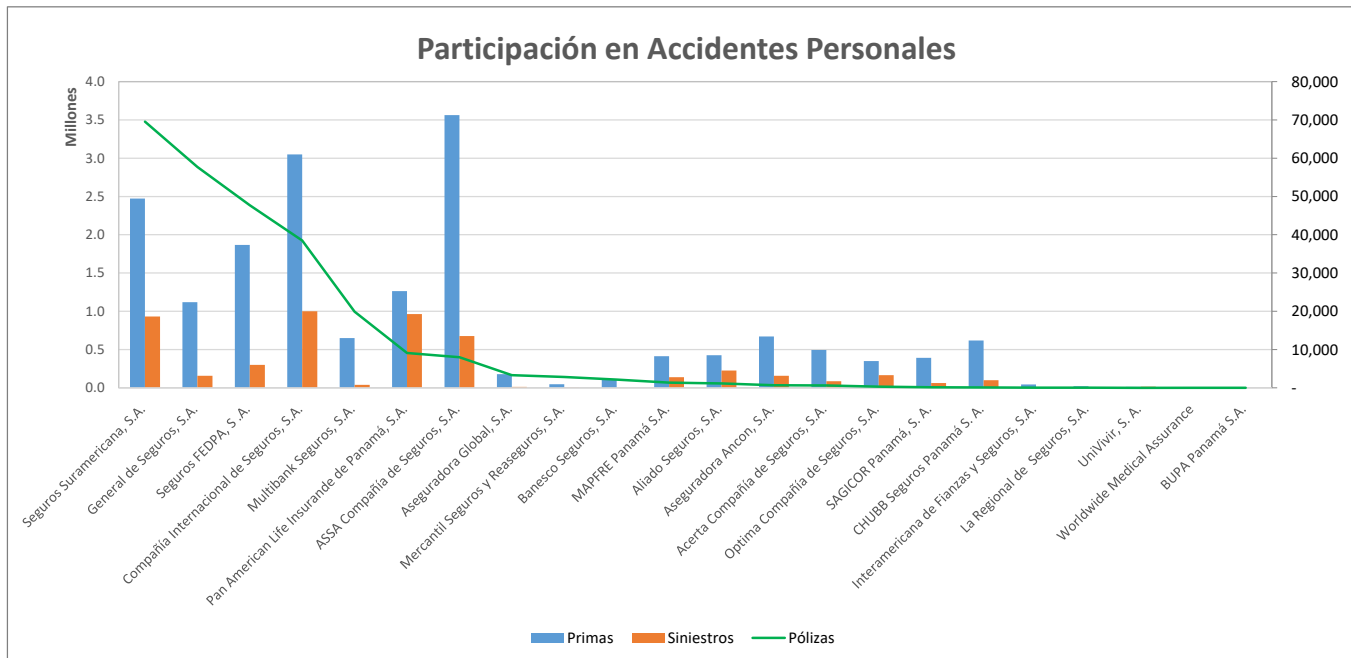
Compañía de Seguros	#	Pólizas	% Pólizas	#	Primas	% Primas	#	Siniestros	% Siniestros	Sinestralidad Promedio
General de Seguros, S.A.	1	156,384	38%	5	8,924,138.33	10.1%	6	1,619,745.51	6.4%	18.2%
ASSA Compañía de Seguros, S.A.	2	73,274	18%	1	22,604,615.22	25.6%	4	3,454,123.30	13.6%	15.3%
Seguros Suramericana, S.A.	3	46,111	11%	6	7,295,306.31	8.3%	2	4,275,211.44	16.9%	58.6%
MAPFRE Panamá S.A.	4	37,762	9%	4	9,994,699.57	11.3%	1	9,007,610.85	35.5%	90.1%
Compañía Internacional de Seguros, S.A.	5	33,237	8%	3	14,115,535.69	16.0%	5	2,635,740.12	10.4%	18.7%
Pan American Life Insurande de Panamá, S.A.	6	22,079	5%	2	14,121,955.89	16.0%	3	3,798,110.47	15.0%	26.9%
Worldwide Medical Assurance	7	12,624	3%	7	6,776,927.15	7.7%	7	423,039.88	1.7%	6.2%
Banesco Seguros, S.A.	8	9,444	2%	8	1,550,517.03	1.8%	8	159,925.51	0.6%	10.3%
Mercantil Seguros y Reaseguros, S.A.	9	7,915	2%	9	748,592.92	0.8%	9	27,350.80	0.1%	3.7%
Aseguradora Ancon, S.A.	10	3,427	1%	10	640,877.59	0.7%	22	-47,535.65	-0.2%	0.0%
Multibank Seguros, S.A.	11	2,192	1%	12	277,812.25	0.3%	12	0.00	0.0%	0.0%
La Regional de Seguros, S.A.	12	1,957	0%	11	307,923.35	0.3%	11	975.00	0.0%	0.3%
Optima Compañía de Seguros, S.A.	13	1,258	0%	16	183,737.53	0.2%	15	0.00	0.0%	0.0%
SAGICOR Panamá, S. A.	14	1,015	0%	13	255,653.39	0.3%	13	0.00	0.0%	0.0%
Aseguradora Global, S.A.	15	926	0%	17	33,920.68	0.0%	16	0.00	0.0%	0.0%
Interamericana de Fianzas y Seguros, S.A.	16	774	0%	14	221,034.35	0.3%	14	0.00	0.0%	0.0%
Acerta Compañía de Seguros, S.A.	17	668	0%	15	214,700.82	0.2%	10	6,690.64	0.0%	3.1%
Seguros FEDPA, S. A.	18	145	0%	18	17,996.41	0.0%	17	0.00	0.0%	0.0%
CHUBB Seguros Panamá S. A.	19	-	0%	19	0.00	0.0%	18	0.00	0.0%	0.0%
UniVivir, S. A.	20	-	0%	20	0.00	0.0%	19	0.00	0.0%	0.0%
Aliado Seguros, S.A.	21	-	0%	21	0.00	0.0%	20	0.00	0.0%	0.0%
BUPA Panamá S.A.	22	-	0%	22	0.00	0.0%	21	0.00	0.0%	0.0%
TOTAL		411,192	100%		\$88,285,944.48	100%		\$25,360,987.87	100%	28.7%



ACCIDENTES PERSONALES

AL MES DE MAYO DE 2026

Compañía de Seguros	#	Pólizas	% Unidades	#	Primas	% Primas	#	Siniestros	% Siniestros	Sinestralidad Promedio
Seguros Suramericana, S.A.	1	69,547	26%	3	2,473,614.51	13.9%	3	932,221.68	5.2%	37.7%
General de Seguros, S.A.	2	57,734	22%	6	1,117,617.54	6.3%	8	157,097.11	0.9%	14.1%
Seguros FEDPA, S. A.	3	47,691	18%	4	1,866,362.58	10.5%	5	298,680.57	1.7%	16.0%
Compañía Internacional de Seguros, S.A.	4	38,476	15%	2	3,049,803.37	17.2%	1	1,000,646.20	5.6%	32.8%
Multibank Seguros, S.A.	5	19,878	8%	8	651,143.34	3.7%	14	40,014.11	0.2%	6.1%
Pan American Life Insurande de Panamá, S.A.	6	9,082	3%	5	1,263,725.62	7.1%	2	962,937.09	5.4%	76.2%
ASSA Compañía de Seguros, S.A.	7	7,970	3%	1	3,561,555.49	20.1%	4	676,691.02	3.8%	19.0%
Aseguradora Global, S.A.	8	3,308	1%	15	177,356.62	1.0%	16	12,288.73	0.1%	6.9%
Mercantil Seguros y Reaseguros, S.A.	9	2,830	1%	17	47,306.68	0.3%	19	763.51	0.0%	1.6%
Banesco Seguros, S.A.	#	2,128	1%	16	115,531.65	0.7%	21	0.00	0.0%	0.0%
MAPFRE Panamá S.A.	#	1,365	1%	12	411,519.34	2.3%	10	139,065.10	0.8%	33.8%
Aliado Seguros, S.A.	#	1,127	0%	11	424,972.72	2.4%	6	226,916.50	1.3%	53.4%
Aseguradora Ancon, S.A.	#	658	0%	7	670,674.50	3.8%	9	156,774.47	0.9%	23.4%
Acerta Compañía de Seguros, S.A.	#	603	0%	10	493,630.59	2.8%	12	85,907.33	0.5%	17.4%
Optima Compañía de Seguros, S.A.	#	291	0%	14	348,660.20	2.0%	7	164,296.02	0.9%	47.1%
SAGICOR Panamá, S. A.	#	132	0%	13	392,942.44	2.2%	13	63,188.46	0.4%	16.1%
CHUBB Seguros Panamá S. A.	#	114	0%	9	618,813.55	3.5%	11	99,697.21	0.6%	16.1%
Interamericana de Fianzas y Seguros, S.A.	#	58	0%	18	44,771.01	0.3%	17	1,860.02	0.0%	4.2%
La Regional de Seguros, S.A.	#	22	0%	19	20,197.86	0.1%	18	765.67	0.0%	3.8%
Univivir, S.A.	#	6	0%	20	11,211.09	0.1%	15	15,420.71	0.3%	137.5%
Worldwide Medical Assurance	#	-	0%	21	0.00	0.0%	20	34.71	0.0%	#DIV/0!
BUPA Panamá S.A.	#	-	0%	22	0.00	0.0%	22	0.00	0.0%	0.0%
TOTAL		263,020	100%		\$17,761,411	100%		\$5,035,266.22	100%	28.3%

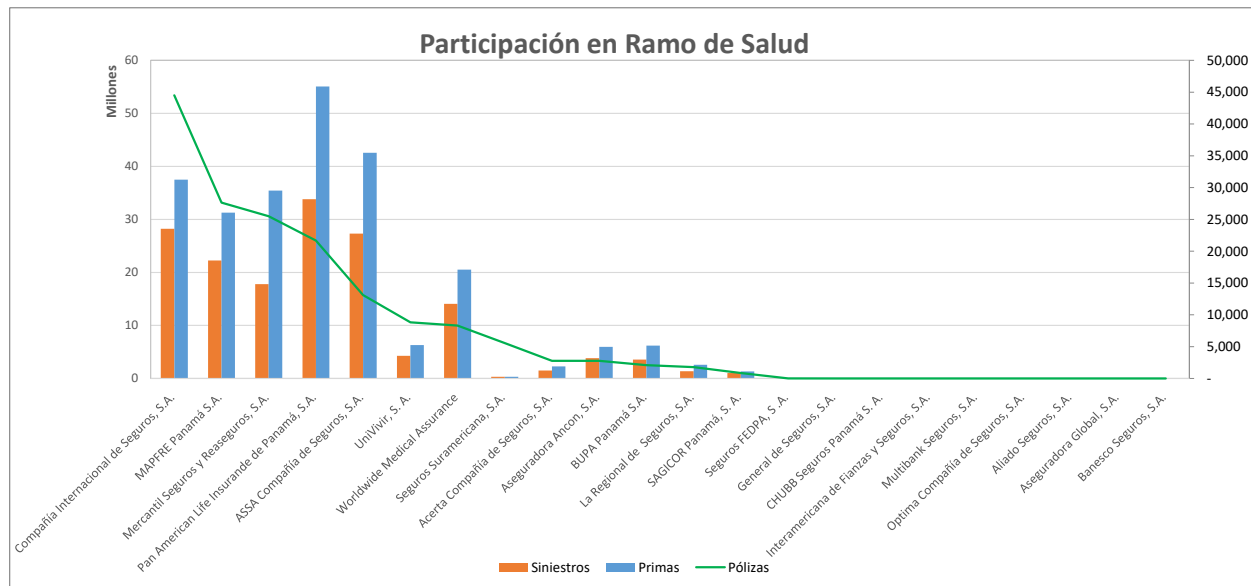


Superintendencia de Seguros y Reaseguros de Panamá Participación de Mercado por Productos

SALUD

AL MES DE MAYO DE 2026

Compañía de Seguros	#	Pólizas	% Pólizas	#	Primas	% Primas	#	Siniestros	% Siniestros	Sinestralidad Promedio
Compañía Internacional de Seguros, S.A.	1	44,501	27%	3	37,488,793.81	15.2%	2	28,224,470.31	11.4%	75.3%
MAPFRE Panamá S.A.	2	27,633	17%	5	31,280,874.30	12.6%	4	22,265,272.49	9.0%	71.2%
Mercantil Seguros y Reaseguros, S.A.	3	25,493	15%	4	35,431,423.63	14.3%	5	17,800,227.90	7.2%	50.2%
Pan American Life Insurande de Panamá, S.A.	4	21,654	13%	1	55,069,737.28	22.3%	1	33,815,223.57	13.7%	61.4%
ASSA Compañía de Seguros, S.A.	5	13,108	8%	2	42,554,822.95	17.2%	3	27,320,577.96	11.0%	64.2%
UniVivir, S. A.	6	8,813	5%	7	6,311,403.52	2.6%	7	4,269,243.44	1.7%	67.6%
Worldwide Medical Assurance	7	8,330	5%	6	20,531,957.51	8.3%	6	14,083,570.73	8.8%	68.6%
Seguros Suramericana, S.A.	8	5,566	3%	13	326,620.68	0.1%	13	302,172.00	0.1%	92.5%
Acerta Compañía de Seguros, S.A.	9	2,780	2%	11	2,263,168.13	0.9%	10	1,489,490.91	0.6%	65.8%
Aseguradora Ancon, S.A.	10	2,774	2%	9	5,946,973.73	2.4%	8	3,839,239.88	1.6%	64.6%
BUPA Panamá S.A.	11	2,098	1%	8	6,212,269.78	2.5%	9	3,563,697.94	1.4%	57.4%
La Regional de Seguros, S.A.	12	1,771	1%	10	2,581,866.25	1.0%	11	1,357,179.40	0.5%	52.6%
SAGICOR Panamá, S. A.	13	866	1%	12	1,320,950.09	0.5%	12	1,041,076.34	0.4%	78.8%
Seguros FEDPA, S. A.	14	1	0%	14	42,504.41	0.0%	14	0.00	0.0%	0.0%
General de Seguros, S.A.	15	-	0%	15	0.00	0.0%	15	0.00	0.0%	0.0%
CHUBB Seguros Panamá S. A.	16	-	0%	16	0.00	0.0%	16	0.00	0.0%	0.0%
Interamericana de Fianzas y Seguros, S.A.	17	-	0%	17	0.00	0.0%	17	0.00	0.0%	0.0%
Multibank Seguros, S.A.	18	-	0%	18	0.00	0.0%	18	0.00	0.0%	0.0%
Optima Compañía de Seguros, S.A.	19	-	0%	19	0.00	0.0%	19	0.00	0.0%	0.0%
Aliado Seguros, S.A.	20	-	0%	20	0.00	0.0%	20	0.00	0.0%	0.0%
Aseguradora Global, S.A.	21	-	0%	21	0.00	0.0%	21	0.00	0.0%	0.0%
Banesco Seguros, S.A.	22	-	0%	22	0.00	0.0%	22	0.00	0.0%	0.0%
TOTAL		165,388	100%		\$247,363,366.07	100%		\$159,371,442.87	100%	64.4%

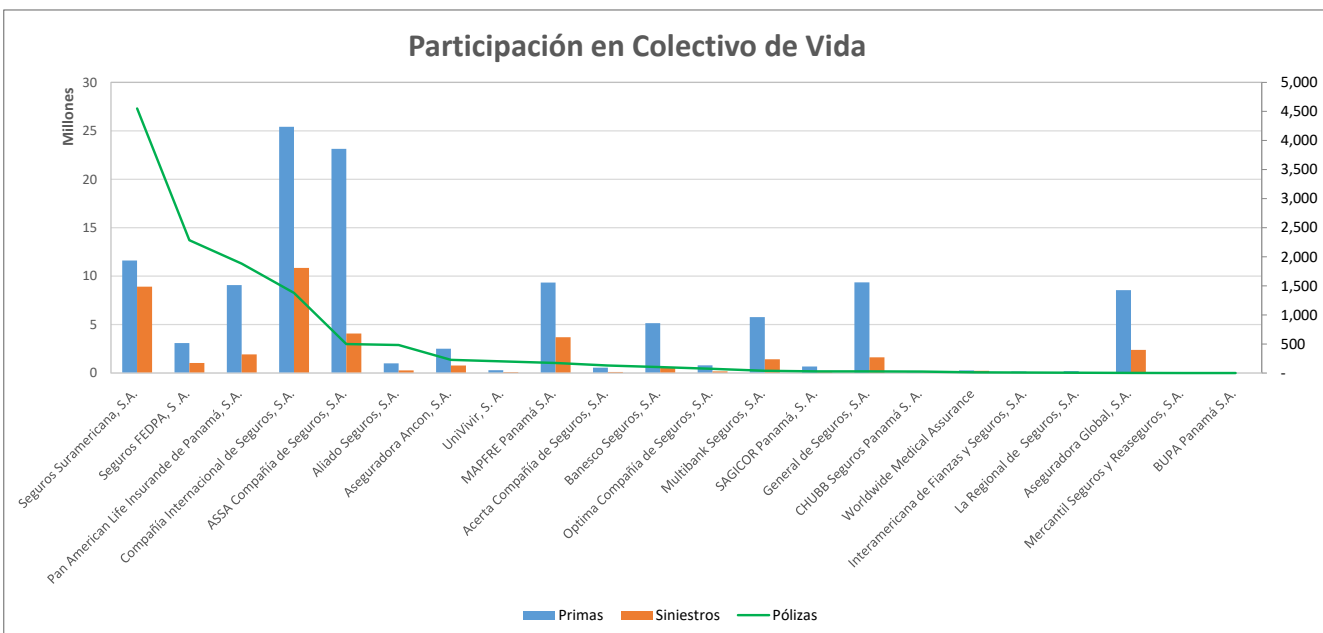


COLECTIVO DE VIDA

AL MES DE MAYO DE 2026

Compañía de Seguros	#	Pólizas	% Unidades	#	Primas	% Primas	#	Siniestros	% Siniestros	Sinestralidad Promedio
Seguros Suramericana, S.A.	1	4,551	38%	3	11,608,978.73	9.9%	2	8,924,901.73	23.3%	76.9%
Seguros FEDPA, S. A.	2	2,286	19%	10	3,096,489.71	2.6%	9	1,036,065.83	2.7%	33.5%
Pan American Life Insurande de Panamá, S.A.	3	1,883	16%	6	9,086,067.30	7.8%	6	1,925,901.11	5.0%	21.2%
Compañía Internacional de Seguros, S.A.	4	1,380	11%	1	25,421,547.67	21.7%	1	10,850,600.95	28.3%	42.7%
ASSA Compañía de Seguros, S.A.	5	497	4%	2	23,140,152.38	19.8%	3	4,071,416.20	10.6%	17.6%
Aliado Seguros, S.A.	6	482	4%	12	993,522.98	0.8%	12	273,428.13	0.7%	27.5%
Aseguradora Ancon, S.A.	7	226	2%	11	2,509,032.26	2.1%	10	781,486.01	2.0%	31.1%
Univivir, S. A.	8	199	2%	16	285,786.08	0.2%	16	92,048.78	0.2%	32.2%
MAPFRE Panamá S.A.	9	174	1%	5	9,334,252.56	8.0%	4	3,691,723.08	9.6%	39.6%
Acerta Compañía de Seguros, S.A.	10	129	1%	15	556,369.99	0.5%	15	102,675.25	0.3%	18.5%
Banesco Seguros, S.A.	11	103	1%	9	5,143,829.60	4.4%	11	619,142.01	1.6%	12.0%
Optima Compañía de Seguros, S.A.	12	71	1%	13	798,280.48	0.7%	14	173,482.23	0.5%	21.7%
Multibank Seguros, S.A.	13	38	0%	8	5,769,028.71	4.9%	8	1,426,468.92	3.7%	24.7%
SAGICOR Panamá, S. A.	14	30	0%	14	676,547.78	0.6%	18	67,232.93	0.2%	9.9%
General de Seguros, S.A.	15	29	0%	4	9,367,041.59	8.0%	7	1,623,494.40	4.2%	17.3%
CHUBB Seguros Panamá S. A.	16	26	0%	20	58,183.56	0.0%	20	10,763.25	0.0%	18.5%
Worldwide Medical Assurance	17	12	0%	17	279,578.83	0.2%	13	232,158.31	0.6%	83.0%
Interamericana de Fianzas y Seguros, S.A.	18	7	0%	19	148,375.26	0.1%	17	81,391.21	0.2%	54.9%
La Regional de Seguros, S.A.	19	4	0%	18	198,899.65	0.2%	19	20,614.61	0.1%	10.4%
Aseguradora Global, S.A.	20	2	0%	7	8,560,769.20	7.3%	5	2,379,095.29	6.2%	27.8%
Mercantil Seguros y Reaseguros, S.A.	21	-	0%	21	0.00	0.0%	21	0.00	0.0%	0.0%
BUPA Panamá S.A.	22	-	0%	22	0.00	0.0%	22	0.00	0.0%	0.0%
		12,129	100%		\$117,032,734.32	100%		\$38,384,090.23	100%	32.8%

Participación en Colectivo de Vida



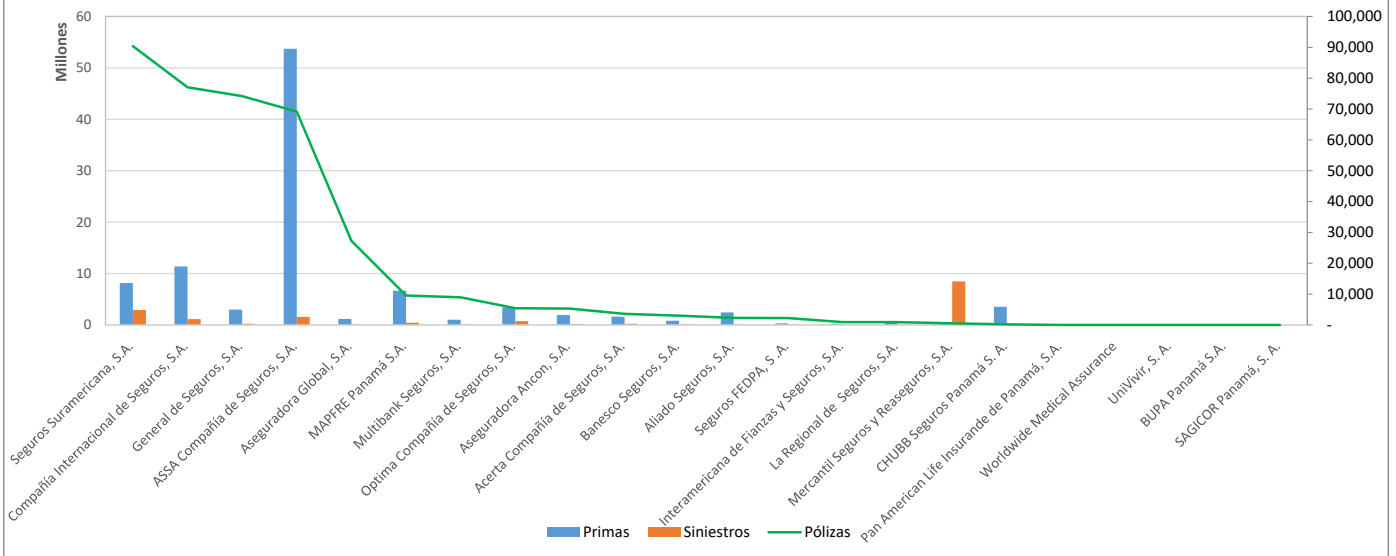
Superintendencia de Seguros y Reaseguros de Panamá Participación de Mercado por Productos

INCENDIO

AL MES DE MAYO DE 2026

Compañía de Seguros	#	Pólizas	% Pólizas	#	Primas	% Primas	#	Siniestros	% Siniestros	Sinestralidad Promedio
Seguros Suramericana, S.A.	1	90,370	24%	3	8,148,954.28	8.1%	2	2,908,690.55	17.8%	35.7%
Compañía Internacional de Seguros, S.A.	2	77,046	20%	2	11,363,825.89	11.4%	4	1,143,484.71	7.0%	10.1%
General de Seguros, S.A.	3	74,132	19%	7	2,967,231.00	3.0%	8	222,557.38	1.4%	7.5%
ASSA Compañía de Seguros, S.A.	4	69,123	18%	1	53,698,497.42	53.6%	3	1,565,591.19	9.6%	2.9%
Aseguradora Global, S.A.	5	27,281	7%	11	1,195,762.41	1.2%	13	28,231.35	0.2%	2.4%
MAPFRE Panamá S.A.	6	9,565	3%	4	6,655,971.42	6.6%	6	433,571.74	2.7%	6.5%
Multibank Seguros, S.A.	7	8,941	2%	12	1,027,657.85	1.0%	16	6,430.48	0.0%	0.6%
Optima Compañía de Seguros, S.A.	8	5,448	1%	6	3,420,891.48	3.4%	5	743,549.27	4.6%	21.7%
Aseguradora Ancon, S.A.	9	5,287	1%	9	1,936,288.67	1.9%	9	184,202.60	1.1%	9.5%
Acerta Compañía de Seguros, S.A.	10	3,574	1%	10	1,620,722.19	1.6%	7	247,077.55	1.5%	15.2%
Banesco Seguros, S.A.	11	3,031	1%	13	808,313.34	0.8%	11	108,629.90	0.7%	13.4%
Aliado Seguros, S.A.	12	2,308	1%	8	2,428,924.87	2.4%	12	75,346.02	0.5%	3.1%
Seguros FEDPA, S.A.	13	2,201	1%	15	306,918.39	0.3%	17	948.23	0.0%	0.3%
Interamericana de Fianzas y Seguros, S.A.	14	917	0%	16	199,901.39	0.2%	14	27,969.75	0.2%	14.0%
La Regional de Seguros, S.A.	15	895	0%	14	658,085.15	0.7%	15	20,132.40	0.1%	3.1%
Mercantil Seguros y Reaseguros, S.A.	16	509	0%	17	132,656.17	0.1%	1	8,471,339.84	51.9%	6385.9%
CHUBB Seguros Panamá S. A.	17	208	0%	5	3,520,702.51	3.5%	10	125,017.71	0.8%	3.6%
Pan American Life Insurande de Panamá, S.A.	18	-	0%	18	0.00	0.0%	18	0.00	0.0%	0.0%
Worldwide Medical Assurance	19	-	0%	19	0.00	0.0%	19	0.00	0.0%	0.0%
Univivir, S. A.	20	-	0%	20	0.00	0.0%	20	0.00	0.0%	0.0%
BUPA Panamá S.A.	21	-	0%	21	0.00	0.0%	21	0.00	0.0%	0.0%
SAGICOR Panamá, S. A.	22	-	0%	22	0.00	0.0%	22	0.00	0.0%	0.0%
TOTAL		380,836	100%		\$100,091,304.43	100%		\$16,312,770.67	100%	16.3%

Participación en Ramo de Incendio



Superintendencia de Seguros y Reaseguros de Panamá Participación de Mercado por Productos

VIDA INDUSTRIAL

AL MES DE MAYO DE 2026

Compañía de Seguros	#	Pólizas	% Pólizas	#	Primas	% Primas	#	Siniestros	% Siniestros	Sinestralidad Promedio
Acerta Compañía de Seguros, S.A.	1	20	100%	1	0.00	0.0%	1	0.00	0.0%	0.0%
Aliado Seguros, S.A.	2	-	0%	2	0.00	0.0%	2	0.00	0.0%	0.0%
Aseguradora Ancon, S.A.	3	-	0%	3	0.00	0.0%	3	0.00	0.0%	0.0%
Aseguradora Global, S.A.	4	-	0%	4	0.00	0.0%	4	0.00	0.0%	0.0%
ASSA Compañía de Seguros, S.A.	5	-	0%	5	0.00	0.0%	5	0.00	0.0%	0.0%
Banesco Seguros, S.A.	6	-	0%	6	0.00	0.0%	6	0.00	0.0%	0.0%
BUPA Panamá S.A.	7	-	0%	7	0.00	0.0%	7	0.00	0.0%	0.0%
CHUBB Seguros Panamá S. A.	8	-	0%	8	0.00	0.0%	8	0.00	0.0%	0.0%
Compañía Internacional de Seguros, S.A.	9	-	0%	9	0.00	0.0%	9	0.00	0.0%	0.0%
General de Seguros, S.A.	10	-	0%	10	0.00	0.0%	10	0.00	0.0%	0.0%
Interamericana de Fianzas y Seguros, S.A.	11	-	0%	11	0.00	0.0%	11	0.00	0.0%	0.0%
La Regional de Seguros, S.A.	12	-	0%	12	0.00	0.0%	12	0.00	0.0%	0.0%
MAPFRE Panamá S.A.	13	-	0%	13	0.00	0.0%	13	0.00	0.0%	0.0%
Mercantil Seguros y Reaseguros, S.A.	14	-	0%	14	0.00	0.0%	14	0.00	0.0%	0.0%
Multibank Seguros, S.A.	15	-	0%	15	0.00	0.0%	15	0.00	0.0%	0.0%
Optima Compañía de Seguros, S.A.	16	-	0%	16	0.00	0.0%	16	0.00	0.0%	0.0%
Pan American Life Insurande de Panamá, S.A.	17	-	0%	17	0.00	0.0%	17	0.00	0.0%	0.0%
SAGICOR Panamá, S. A.	18	-	0%	18	0.00	0.0%	18	0.00	0.0%	0.0%
Seguros FEDPA, S. A.	19	-	0%	19	0.00	0.0%	19	0.00	0.0%	0.0%
Seguros Suramericana, S.A.	20	-	0%	20	0.00	0.0%	20	0.00	0.0%	0.0%
Univivir, S. A.	21	-	0%	21	0.00	0.0%	21	0.00	0.0%	0.0%
Worldwide Medical Assurance	22	-	0%	22	0.00	0.0%	22	0.00	0.0%	0.0%
		20	100%		\$0.00	0%		\$0.00	0%	0.0%

Participación en Ramo Vida Industrial

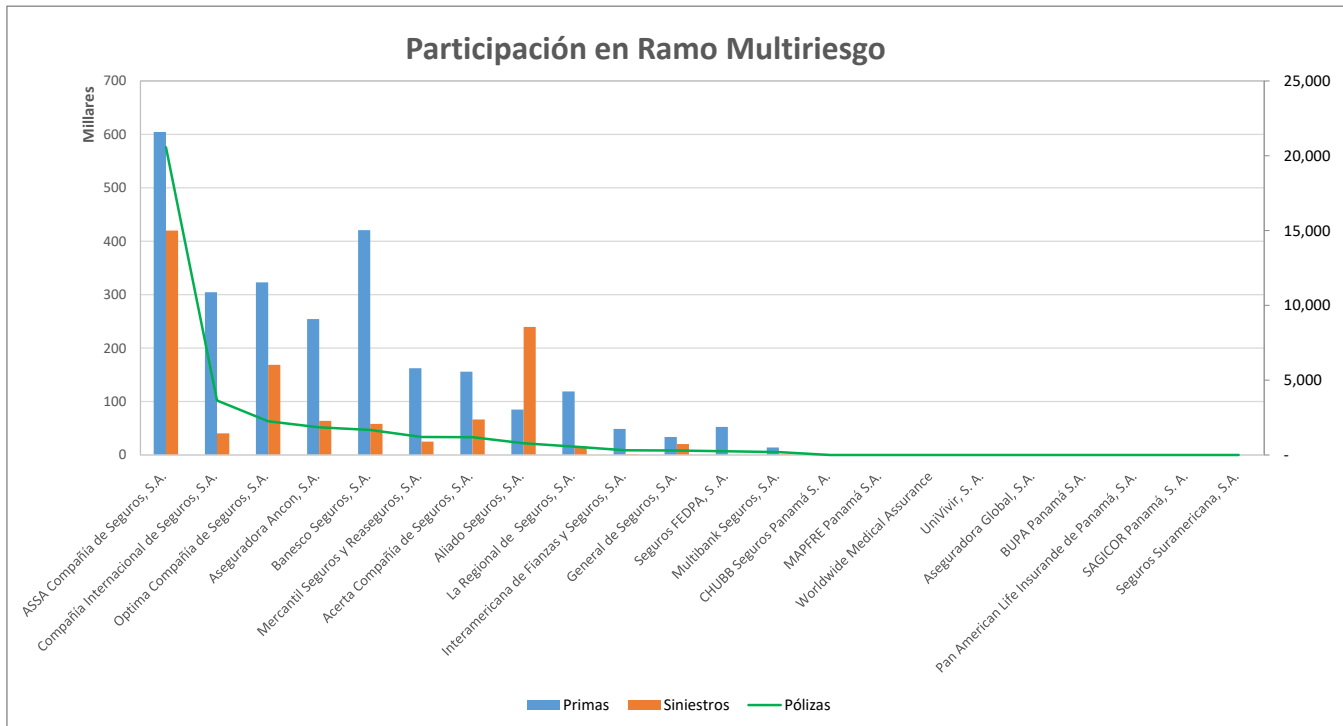


Superintendencia de Seguros y Reaseguros de Panamá Participación de Mercado por Productos

MULTIRIESGO

AL MES DE MAYO DE 2026

Compañía de Seguros	#	Pólizas	% Pólizas	#	Primas	% Primas	#	Siniestros	% Siniestros	Sinestralidad Promedio
ASSA Compañía de Seguros, S.A.	1	20,564	59%	1	604,571.57	23.4%	1	419,983.35	37.4%	69.5%
Compañía Internacional de Seguros, S.A.	2	3,645	10%	4	304,462.76	11.8%	7	40,554.70	3.6%	13.3%
Optima Compañía de Seguros, S.A.	3	2,255	6%	3	322,966.15	12.5%	3	168,868.95	15.1%	52.3%
Aseguradora Ancon, S.A.	4	1,855	5%	5	254,312.60	9.9%	5	63,712.42	5.7%	25.1%
Banesco Seguros, S.A.	5	1,679	5%	2	420,831.44	16.3%	6	58,236.23	5.2%	13.8%
Mercantil Seguros y Reaseguros, S.A.	6	1,198	3%	6	162,506.01	6.3%	8	25,046.88	2.2%	15.4%
Acerta Compañía de Seguros, S.A.	7	1,196	3%	7	156,021.46	6.1%	4	66,590.77	5.9%	42.7%
Aliado Seguros, S.A.	8	779	2%	9	85,067.81	3.3%	2	239,772.41	21.4%	281.9%
La Regional de Seguros, S.A.	9	561	2%	8	118,941.79	4.6%	10	15,844.52	1.4%	13.3%
Interamericana de Fianzas y Seguros, S.A.	10	320	1%	11	48,826.03	1.9%	12	1,333.33	0.1%	2.7%
General de Seguros, S.A.	11	302	1%	12	33,706.48	1.3%	9	20,368.58	1.8%	60.4%
Seguros FEDPA, S. A.	12	246	1%	10	52,572.36	2.0%	13	0.00	0.0%	0.0%
Multibank Seguros, S.A.	13	188	1%	13	13,975.01	0.5%	11	1,345.49	0.1%	9.6%
CHUBB Seguros Panamá S. A.	14	-	0%	14	0.00	0.0%	14	0.00	0.0%	0.0%
MAPFRE Panamá S.A.	15	-	0%	15	0.00	0.0%	15	0.00	0.0%	0.0%
Worldwide Medical Assurance	16	-	0%	16	0.00	0.0%	16	0.00	0.0%	0.0%
UniVivir, S. A.	17	-	0%	17	0.00	0.0%	17	0.00	0.0%	0.0%
Aseguradora Global, S.A.	18	-	0%	18	0.00	0.0%	18	0.00	0.0%	0.0%
BUPA Panamá S.A.	19	-	0%	19	0.00	0.0%	19	0.00	0.0%	0.0%
Pan American Life Insurande de Panamá, S.A.	20	-	0%	20	0.00	0.0%	20	0.00	0.0%	0.0%
SAGICOR Panamá, S. A.	21	-	0%	21	0.00	0.0%	21	0.00	0.0%	0.0%
Seguros Suramericana, S.A.	22	-	0%	22	0.00	0.0%	22	0.00	0.0%	0.0%
TOTAL		34,788	100%		\$2,578,761.47	100%		\$1,121,657.63	100%	43.5%

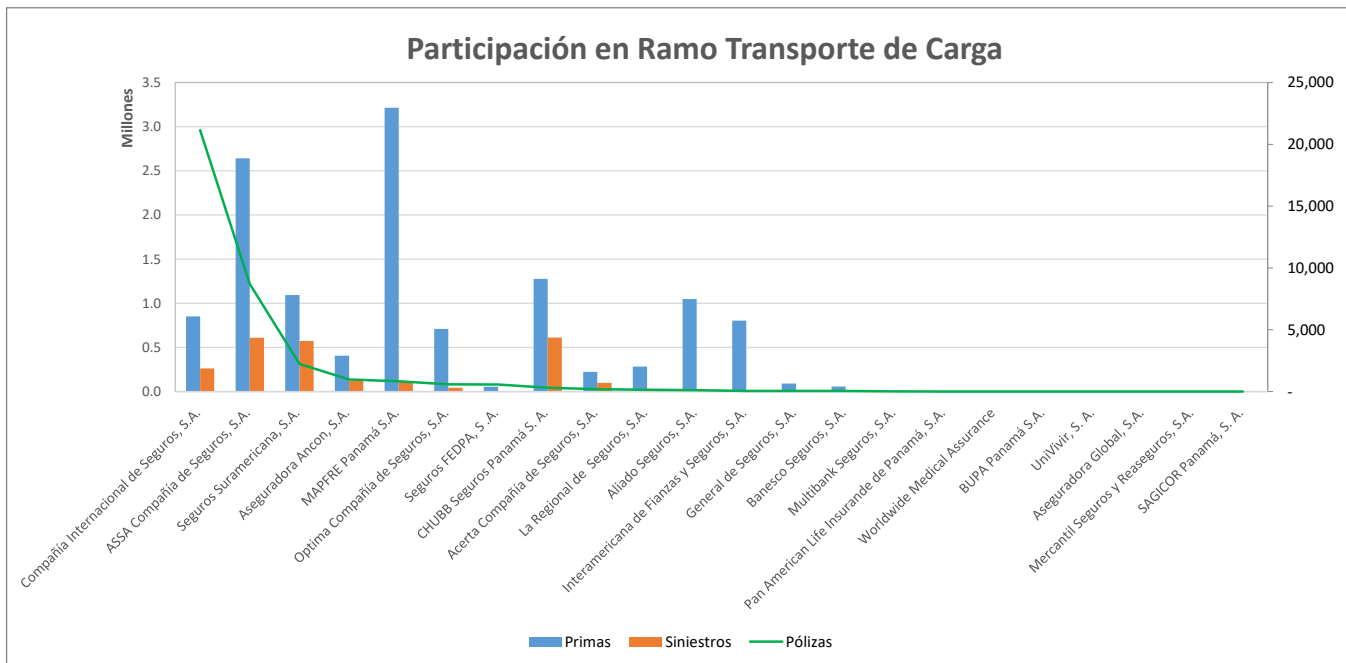


Superintendencia de Seguros y Reaseguros de Panamá Participación de Mercado por Productos

TRANSPORTE

AL MES DE MAYO DE 2026

Compañía de Seguros	#	Pólizas	% Pólizas	#	Primas	% Primas	#	Siniestros	% Siniestros	Sinestralidad Promedio
Compañía Internacional de Seguros, S.A.	1	21,148	59%	6	851,222.15	6.7%	4	263,024.60	10.7%	30.9%
ASSA Compañía de Seguros, S.A.	2	8,702	24%	2	2,641,967.79	20.7%	2	608,757.90	24.7%	23.0%
Seguros Suramericana, S.A.	3	2,227	6%	4	1,093,662.60	8.6%	3	572,536.06	23.3%	52.4%
Aseguradora Ancon, S.A.	4	978	3%	9	405,737.43	3.2%	5	123,020.06	5.0%	30.3%
MAPFRE Panamá S.A.	5	836	2%	1	3,214,031.12	25.2%	6	116,677.15	4.7%	3.6%
Optima Compañía de Seguros, S.A.	6	585	2%	8	710,856.23	5.6%	8	43,613.99	1.8%	6.1%
Seguros FEDPA, S. A.	7	564	2%	14	55,156.90	0.4%	12	2,653.74	0.1%	4.8%
CHUBB Seguros Panamá S. A.	8	300	1%	3	1,275,065.95	10.0%	1	610,760.04	24.8%	47.9%
Acerta Compañía de Seguros, S.A.	9	191	1%	11	222,720.16	1.7%	7	98,484.06	4.0%	44.2%
La Regional de Seguros, S.A.	10	143	0%	10	282,589.11	2.2%	13	495.41	0.0%	0.2%
Aliado Seguros, S.A.	11	107	0%	5	1,048,822.95	8.2%	9	15,048.24	0.6%	1.4%
Interamericana de Fianzas y Seguros, S.A.	12	52	0%	7	803,268.42	6.3%	14	0.00	0.0%	0.0%
General de Seguros, S.A.	13	49	0%	12	91,092.93	0.7%	11	3,108.94	0.1%	3.4%
Banesco Seguros, S.A.	14	42	0%	13	56,392.37	0.4%	10	3,684.29	0.1%	6.5%
Multibank Seguros, S.A.	15	11	0%	15	4,019.43	0.0%	15	0.00	0.0%	0.0%
Pan American Life Insurande de Panamá, S.A.	16	-	0%	16	0.00	0.0%	16	0.00	0.0%	0.0%
Worldwide Medical Assurance	17	-	0%	17	0.00	0.0%	17	0.00	0.0%	0.0%
BUPA Panamá S.A.	18	-	0%	18	0.00	0.0%	18	0.00	0.0%	0.0%
Univivir, S. A.	19	-	0%	19	0.00	0.0%	19	0.00	0.0%	0.0%
Aseguradora Global, S.A.	20	-	0%	20	0.00	0.0%	20	0.00	0.0%	0.0%
Mercantil Seguros y Reaseguros, S.A.	21	-	0%	21	0.00	0.0%	21	0.00	0.0%	0.0%
SAGICOR Panamá, S. A.	22	-	0%	22	0.00	0.0%	22	0.00	0.0%	0.0%
Total		35,935	100%		\$12,756,605.54	100%		\$2,461,864.48	100%	19.3%

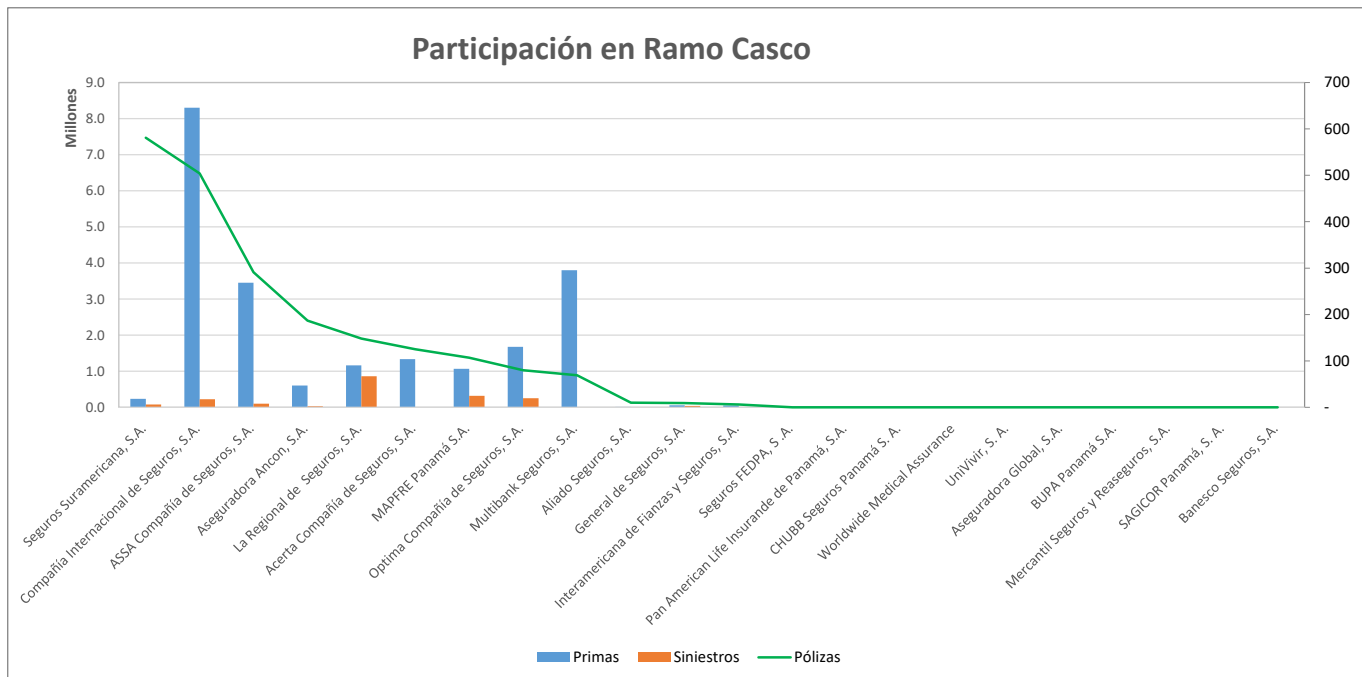


Superintendencia de Seguros y Reaseguros de Panamá Participación de Mercado por Productos

CASCO

AL MES DE MAYO DE 2026

Compañía de Seguros	#	Pólizas	% Pólizas	#	Primas	% Primas	#	Siniestros	% Siniestros	Sinestralidad Promedio
Seguros Suramericana, S.A.	1	581	27%	9	234,506.03	1.1%	6	76,748.30	4.0%	32.7%
Compañía Internacional de Seguros, S.A.	2	504	24%	1	8,301,415.84	38.2%	4	223,205.31	11.7%	2.7%
ASSA Compañía de Seguros, S.A.	3	291	14%	3	3,452,098.98	15.9%	5	102,861.66	5.4%	3.0%
Aseguradora Ancon, S.A.	4	187	9%	8	602,122.95	2.8%	8	30,137.83	1.6%	5.0%
La Regional de Seguros, S.A.	5	148	7%	6	1,159,699.81	5.3%	1	858,378.99	45.1%	74.0%
Acerta Compañía de Seguros, S.A.	6	125	6%	5	1,335,602.53	6.1%	11	0.00	0.0%	0.0%
MAPFRE Panamá S.A.	7	107	5%	7	1,067,383.05	4.9%	2	318,415.92	16.7%	29.8%
Optima Compañía de Seguros, S.A.	8	80	4%	4	1,675,329.67	7.7%	3	252,348.91	13.3%	15.1%
Multibank Seguros, S.A.	9	69	3%	2	3,801,483.96	17.5%	10	56.16	0.0%	0.0%
Aliado Seguros, S.A.	10	10	0%	12	12,886.41	0.1%	9	802.50	0.0%	6.2%
General de Seguros, S.A.	11	9	0%	10	55,455.63	0.3%	7	39,758.71	2.1%	71.7%
Interamericana de Fianzas y Seguros, S.A.	12	6	0%	11	52,107.93	0.2%	12	0.00	0.0%	0.0%
Seguros FEDPA, S.A.	13	-	0%	13	0.00	0.0%	13	0.00	0.0%	0.0%
Pan American Life Insurande de Panamá, S.A.	14	-	0%	14	0.00	0.0%	14	0.00	0.0%	0.0%
CHUBB Seguros Panamá S. A.	15	-	0%	15	0.00	0.0%	15	0.00	0.0%	0.0%
Worldwide Medical Assurance	16	-	0%	16	0.00	0.0%	16	0.00	0.0%	0.0%
UniVivir, S. A.	17	-	0%	17	0.00	0.0%	17	0.00	0.0%	0.0%
Aseguradora Global, S.A.	18	-	0%	18	0.00	0.0%	18	0.00	0.0%	0.0%
BUPA Panamá S.A.	19	-	0%	19	0.00	0.0%	19	0.00	0.0%	0.0%
Mercantil Seguros y Reaseguros, S.A.	20	-	0%	20	0.00	0.0%	20	0.00	0.0%	0.0%
SAGICOR Panamá, S. A.	21	-	0%	21	0.00	0.0%	21	0.00	0.0%	0.0%
Banescos Seguros, S.A.	22	-	0%	22	0.00	0.0%	22	0.00	0.0%	0.0%
TOTAL		2,117	100%		\$21,750,092.79	100%		\$1,902,714.29	100%	8.7%

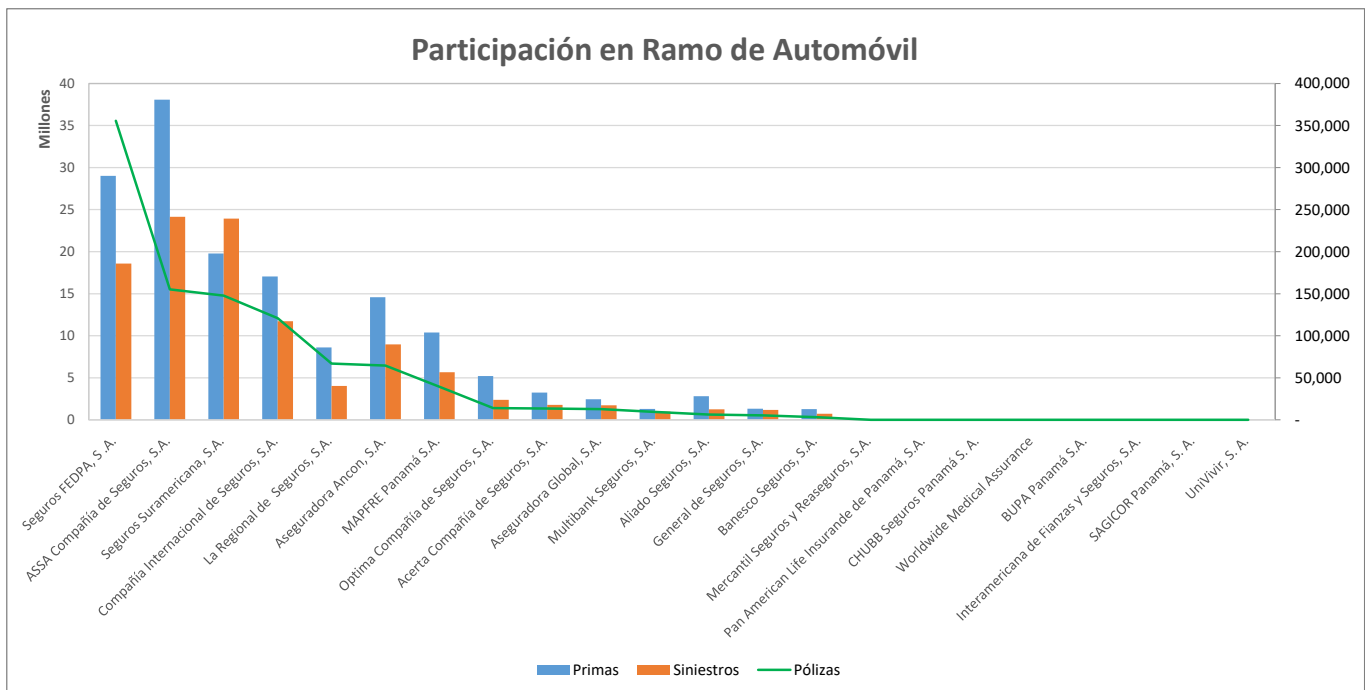


Superintendencia de Seguros y Reaseguros de Panamá Participación de Mercado por Productos

AUTOMÓVIL

AL MES DE MAYO DE 2026

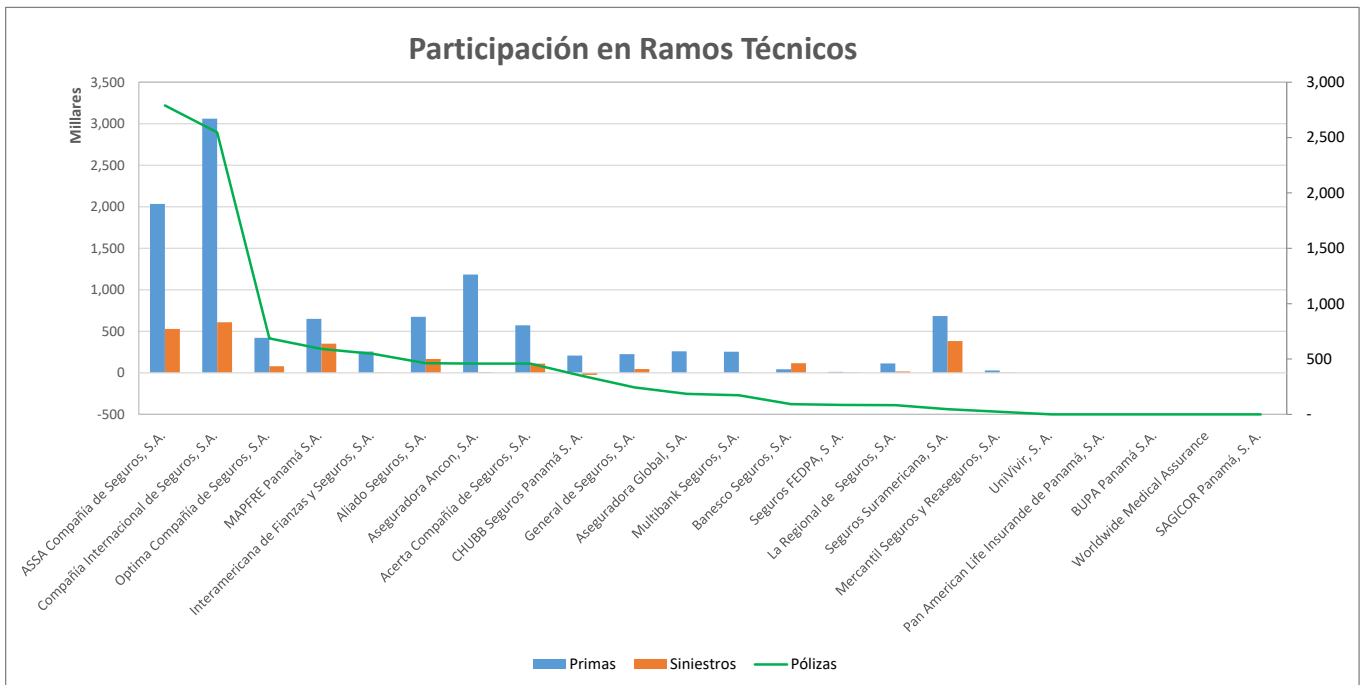
Compañía de Seguros	#	Pólizas	% Pólizas	#	Primas	% Primas	#	Siniestros	% Siniestros	Sinestralidad Promedio
Seguros FEDPA, S. A.	1	355,681	35%	2	29,005,686.31	18.7%	3	18,592,946.62	17.4%	64.1%
ASSA Compañía de Seguros, S.A.	2	155,147	15%	1	38,080,443.78	24.6%	1	24,148,534.17	22.6%	63.4%
Seguros Suramericana, S.A.	3	147,745	15%	3	19,777,179.01	12.8%	2	23,933,826.88	22.4%	121.0%
Compañía Internacional de Seguros, S.A.	4	120,939	12%	4	17,049,547.68	11.0%	4	11,715,486.00	10.9%	68.7%
La Regional de Seguros, S.A.	5	66,834	7%	7	8,610,538.03	5.6%	7	4,039,651.80	3.8%	46.9%
Aseguradora Ancon, S.A.	6	64,416	6%	5	14,569,604.13	9.4%	5	8,979,903.98	8.4%	61.6%
MAPFRE Panamá S.A.	7	39,283	4%	6	10,389,763.01	6.7%	6	5,648,136.53	5.3%	54.4%
Optima Compañía de Seguros, S.A.	8	13,811	1%	8	5,213,481.81	3.4%	8	2,384,846.65	2.2%	45.7%
Acerta Compañía de Seguros, S.A.	9	13,396	1%	9	3,228,804.38	2.1%	9	1,779,802.75	1.7%	55.1%
Aseguradora Global, S.A.	10	12,644	1%	11	2,451,860.36	1.6%	10	1,720,210.70	1.6%	70.2%
Multibank Seguros, S.A.	11	9,348	1%	13	1,290,994.11	0.8%	13	992,400.06	0.9%	76.9%
Aliado Seguros, S.A.	12	6,283	1%	10	2,808,221.05	1.8%	11	1,247,253.16	1.2%	44.4%
General de Seguros, S.A.	13	5,313	1%	12	1,325,826.69	0.9%	12	1,170,958.92	1.1%	88.3%
BanESCO Seguros, S.A.	14	3,015	0%	14	1,273,745.73	0.8%	14	726,405.62	0.7%	57.0%
Mercantil Seguros y Reaseguros, S.A.	15	-	0%	15	0.00	0.0%	15	0.00	0.0%	0.0%
Pan American Life Insurande de Panamá, S.A.	16	-	0%	16	0.00	0.0%	16	0.00	0.0%	0.0%
CHUBB Seguros Panamá S. A.	17	-	0%	17	0.00	0.0%	17	0.00	0.0%	0.0%
Worldwide Medical Assurance	18	-	0%	18	0.00	0.0%	18	0.00	0.0%	0.0%
BUPA Panamá S.A.	19	-	0%	19	0.00	0.0%	19	0.00	0.0%	0.0%
Interamericana de Fianzas y Seguros, S.A.	20	-	0%	20	0.00	0.0%	20	0.00	0.0%	0.0%
SAGICOR Panamá, S. A.	21	-	0%	21	0.00	0.0%	21	0.00	0.0%	0.0%
UniVivir, S. A.	22	-	0%	22	0.00	0.0%	22	0.00	0.0%	0.0%
		1,013,855	100%		\$155,075,696.08	100%		\$107,080,363.84	100%	69.1%



RAMOS TÉCNICOS

AL MES DE MAYO DE 2026

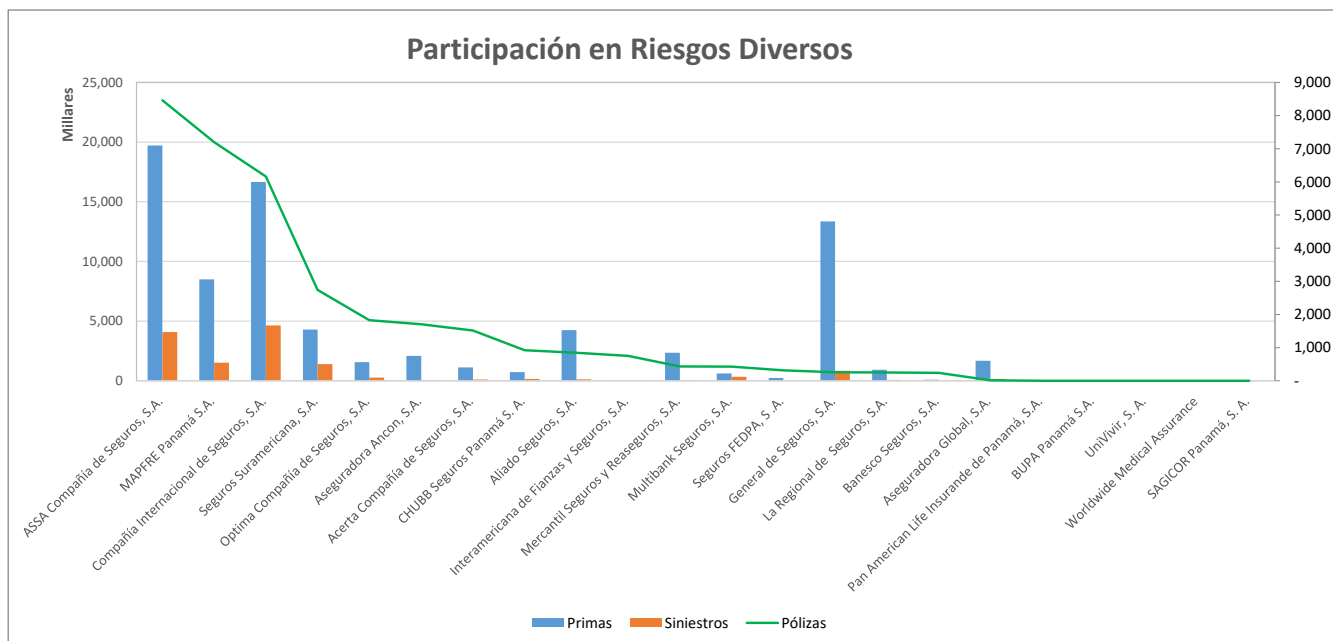
Compañía de Seguros	#	Pólizas	% Pólizas	#	Primas	% Primas	#	Siniestros	% Siniestros	Sinestralidad Promedio
ASSA Compañía de Seguros, S.A.	1	2,790	28%	2	2,033,682.56	19.0%	2	529,156.14	22.1%	26.0%
Compañía Internacional de Seguros, S.A.	2	2,547	26%	1	3,059,701.11	28.6%	1	610,075.35	25.4%	19.9%
Optima Compañía de Seguros, S.A.	3	686	7%	8	421,534.37	3.9%	8	79,462.20	3.3%	18.9%
MAPFRE Panamá S.A.	4	592	6%	6	651,374.50	6.1%	4	352,760.81	14.7%	54.2%
Interamericana de Fianzas y Seguros, S.A.	5	546	6%	10	256,216.90	2.4%	13	800.91	0.0%	0.3%
Aliado Seguros, S.A.	6	463	5%	5	674,905.43	6.3%	5	166,512.69	6.9%	24.7%
Aseguradora Ancon, S.A.	7	459	5%	3	1,184,722.87	11.1%	11	5,890.84	0.2%	0.5%
Acerta Compañía de Seguros, S.A.	8	458	5%	7	571,764.38	5.4%	7	112,332.80	4.7%	19.6%
CHUBB Seguros Panamá S. A.	9	347	4%	13	209,094.05	2.0%	22	-24,946.88	-1.0%	0.0%
General de Seguros, S.A.	10	243	2%	12	225,297.59	2.1%	9	44,993.91	1.9%	20.0%
Aseguradora Global, S.A.	11	185	2%	9	259,315.22	2.4%	16	0.00	0.0%	0.0%
Multibank Seguros, S.A.	12	173	2%	11	253,805.12	2.4%	15	536.26	0.0%	0.2%
Banesco Seguros, S.A.	13	93	1%	15	42,264.68	0.4%	6	116,667.46	4.9%	276.0%
Seguros FEDPA, S. A.	14	86	1%	17	12,978.07	0.1%	12	5,246.35	0.2%	40.4%
La Regional de Seguros, S.A.	15	83	1%	14	113,286.88	1.1%	10	16,326.18	0.7%	14.4%
Seguros Suramericana, S.A.	16	47	0%	4	684,690.32	6.4%	3	382,425.34	15.9%	55.9%
Mercantil Seguros y Reaseguros, S.A.	17	23	0%	16	28,470.61	0.3%	14	639.33	0.0%	2.2%
UniVivir, S. A.	18	-	0%	18	0.00	0.0%	17	0.00	0.0%	0.0%
Pan American Life Insurande de Panamá, S.A.	19	-	0%	19	0.00	0.0%	18	0.00	0.0%	0.0%
BUPA Panamá S.A.	20	-	0%	20	0.00	0.0%	19	0.00	0.0%	0.0%
Worldwide Medical Assurance	21	-	0%	21	0.00	0.0%	20	0.00	0.0%	0.0%
SAGICOR Panamá, S. A.	22	-	0%	22	0.00	0.0%	21	0.00	0.0%	0.0%
		9,821	100%		\$10,683,104.66	100%		\$2,398,879.69	100%	22.5%



RIESGOS DIVERSOS

AL MES DE MAYO DE 2026

Compañía de Seguros	#	Pólizas	% Pólizas	#	Primas	% Primas	#	Siniestros	% Siniestros	Sinestralidad Promedio
ASSA Compañía de Seguros, S.A.	1	8,462	25%	1	19,711,954.24	25.2%	2	4,071,830.80	29.5%	20.7%
MAPFRE Panamá S.A.	2	7,198	21%	4	8,503,444.09	10.9%	3	1,515,566.49	11.0%	17.8%
Compañía Internacional de Seguros, S.A.	3	6,163	18%	2	16,664,384.57	21.3%	1	4,639,846.67	33.6%	27.8%
Seguros Suramericana, S.A.	4	2,740	8%	5	4,285,860.65	5.5%	4	1,391,374.31	10.1%	32.5%
Optima Compañía de Seguros, S.A.	5	1,828	5%	10	1,555,579.34	2.0%	7	263,896.53	1.9%	17.0%
Aseguradora Ancon, S.A.	6	1,707	5%	8	2,077,845.17	2.7%	14	59,087.62	0.4%	2.8%
Acerta Compañía de Seguros, S.A.	7	1,513	4%	11	1,113,895.75	1.4%	11	99,102.03	0.7%	8.9%
CHUBB Seguros Panamá S. A.	8	924	3%	13	722,136.43	0.9%	9	157,113.01	1.1%	21.8%
Aliado Seguros, S.A.	9	842	2%	6	4,247,732.37	5.4%	10	116,576.11	0.8%	2.7%
Interamericana de Fianzas y Seguros, S.A.	10	752	2%	17	1,225.34	0.0%	16	7,456.97	0.1%	608.6%
Mercantil Seguros y Reaseguros, S.A.	11	432	1%	7	2,343,011.98	3.0%	13	62,604.45	0.5%	2.7%
Multibank Seguros, S.A.	12	427	1%	14	619,484.62	0.8%	6	334,496.17	2.4%	54.0%
Seguros FEDPA, S. A.	13	312	1%	15	233,109.34	0.3%	17	0.00	0.0%	0.0%
General de Seguros, S.A.	14	255	1%	3	13,350,334.64	17.1%	5	838,144.72	6.1%	6.3%
La Regional de Seguros, S.A.	15	249	1%	12	919,822.07	1.2%	12	71,517.43	0.5%	7.8%
Banesco Seguros, S.A.	16	240	1%	16	82,523.08	0.1%	15	20,328.49	0.1%	24.6%
Aseguradora Global, S.A.	17	13	0%	9	1,671,640.01	2.1%	8	158,092.46	1.1%	9.5%
Pan American Life Insurande de Panamá, S.A.	18	-	0%	18	0.00	0.0%	18	0.00	0.0%	0.0%
BUPA Panamá S.A.	19	-	0%	19	0.00	0.0%	19	0.00	0.0%	0.0%
UniVivir, S. A.	20	-	0%	20	0.00	0.0%	20	0.00	0.0%	0.0%
Worldwide Medical Assurance	21	-	0%	21	0.00	0.0%	21	0.00	0.0%	0.0%
SAGICOR Panamá, S. A.	22	-	0%	22	0.00	0.0%	22	0.00	0.0%	0.0%
Total		34,057	100%		\$78,103,983.69	100%		\$13,807,034.26	100%	17.7%

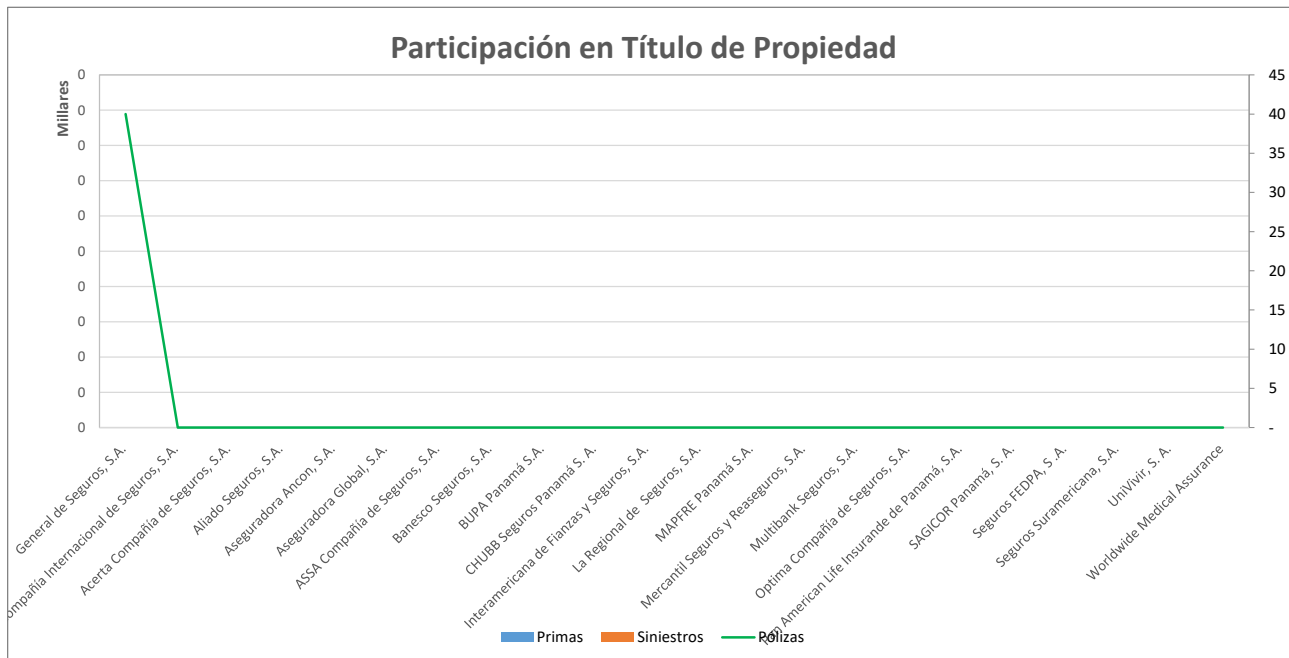


Superintendencia de Seguros y Reaseguros de Panamá Participación de Mercado por Productos

TÍTULO DE PROPIEDAED

AL MES DE MAYO DE 2026

Compañía de Seguros	#	Pólizas	% Pólizas	#	Primas	% Primas	#	Siniestros	% Siniestros	Sinestralidad Promedio
General de Seguros, S.A.	1	40	100%	1	0.00	0.0%	1	0.00	0.0%	0.0%
Compañía Internacional de Seguros, S.A.	2	-	0%	2	0.00	0.0%	2	0.00	0.0%	0.0%
Acerta Compañía de Seguros, S.A.	3	-	0%	3	0.00	0.0%	3	0.00	0.0%	0.0%
Aliado Seguros, S.A.	4	-	0%	4	0.00	0.0%	4	0.00	0.0%	0.0%
Aseguradora Ancon, S.A.	5	-	0%	5	0.00	0.0%	5	0.00	0.0%	0.0%
Aseguradora Global, S.A.	6	-	0%	6	0.00	0.0%	6	0.00	0.0%	0.0%
ASSA Compañía de Seguros, S.A.	7	-	0%	7	0.00	0.0%	7	0.00	0.0%	0.0%
Banesco Seguros, S.A.	8	-	0%	8	0.00	0.0%	8	0.00	0.0%	0.0%
BUPA Panamá S.A.	9	-	0%	9	0.00	0.0%	9	0.00	0.0%	0.0%
CHUBB Seguros Panamá S. A.	10	-	0%	10	0.00	0.0%	10	0.00	0.0%	0.0%
Interamericana de Fianzas y Seguros, S.A.	11	-	0%	11	0.00	0.0%	11	0.00	0.0%	0.0%
La Regional de Seguros, S.A.	12	-	0%	12	0.00	0.0%	12	0.00	0.0%	0.0%
MAPFRE Panamá S.A.	13	-	0%	13	0.00	0.0%	13	0.00	0.0%	0.0%
Mercantil Seguros y Reaseguros, S.A.	14	-	0%	14	0.00	0.0%	14	0.00	0.0%	0.0%
Multibank Seguros, S.A.	15	-	0%	15	0.00	0.0%	15	0.00	0.0%	0.0%
Optima Compañía de Seguros, S.A.	16	-	0%	16	0.00	0.0%	16	0.00	0.0%	0.0%
Pan American Life Insurande de Panamá, S.A.	17	-	0%	17	0.00	0.0%	17	0.00	0.0%	0.0%
SAGICOR Panamá, S. A.	18	-	0%	18	0.00	0.0%	18	0.00	0.0%	0.0%
Seguros FEDPA, S. A.	19	-	0%	19	0.00	0.0%	19	0.00	0.0%	0.0%
Seguros Suramericana, S.A.	20	-	0%	20	0.00	0.0%	20	0.00	0.0%	0.0%
Univivir, S. A.	21	-	0%	21	0.00	0.0%	21	0.00	0.0%	0.0%
Worldwide Medical Assurance	22	-	0%	22	0.00	0.0%	22	0.00	0.0%	0.0%
		40	100%		\$0.00	0%		\$0.00	0%	0.0%



Superintendencia de Seguros y Reaseguros de Panamá Participación de Mercado por Productos

FIANZAS

AL MES DE MAYO DE 2026

Compañía de Seguros	#	Pólizas	% Pólizas	#	Primas	% Primas	#	Siniestros	% Siniestros	Sinestralidad Promedio
ASSA Compañía de Seguros, S.A.	1	10,212	24%	4	5,461,424.61	9.7%	9	29,534.78	0.1%	0.5%
Seguros Suramericana, S.A.	2	8,156	19%	7	1,019,490.80	1.8%	4	561,779.54	2.7%	55.1%
Compañía Internacional de Seguros, S.A.	3	5,812	13%	2	12,349,693.68	22.0%	3	836,809.15	4.0%	6.8%
Interamericana de Fianzas y Seguros, S.A.	4	5,694	13%	3	6,991,331.24	12.4%	11	4,448.84	0.0%	0.1%
MAPFRE Panamá S.A.	5	3,666	8%	1	21,020,899.79	37.4%	1	17,419,830.48	82.3%	82.9%
Acerta Compañía de Seguros, S.A.	6	2,860	7%	5	3,259,427.74	5.8%	8	173,053.46	0.8%	5.3%
Aliado Seguros, S.A.	7	2,093	5%	6	3,173,974.39	5.6%	7	198,011.71	0.9%	6.2%
Optima Compañía de Seguros, S.A.	8	1,733	4%	8	977,518.63	1.7%	6	438,501.82	2.1%	44.9%
Aseguradora Ancon, S.A.	9	1,111	3%	11	351,819.40	0.6%	14	0.00	0.0%	0.0%
La Regional de Seguros, S.A.	10	407	1%	10	640,224.15	1.1%	13	0.00	0.0%	0.0%
Aseguradora Global, S.A.	11	339	1%	9	799,200.67	1.4%	5	473,655.72	2.2%	59.3%
CHUBB Seguros Panamá S. A.	12	309	1%	22	-153,541.65	-0.3%	2	1,020,060.48	4.8%	-664.4%
Seguros FEDPA, S. A.	13	259	1%	15	30,173.53	0.1%	17	0.00	0.0%	0.0%
General de Seguros, S.A.	14	202	0%	13	80,997.74	0.1%	15	0.00	0.0%	0.0%
Multibank Seguros, S.A.	15	165	0%	12	91,490.47	0.2%	12	702.19	0.0%	0.8%
Mercantil Seguros y Reaseguros, S.A.	16	126	0%	14	80,681.90	0.1%	16	0.00	0.0%	0.0%
Banesco Seguros, S.A.	17	15	0%	16	3,742.57	0.0%	10	11,858.56	0.1%	316.9%
Pan American Life Insurande de Panamá, S.A.	18	-	0%	17	0.00	0.0%	18	0.00	0.0%	0.0%
UniVivir, S. A.	19	-	0%	18	0.00	0.0%	19	0.00	0.0%	0.0%
BUPA Panamá S.A.	20	-	0%	19	0.00	0.0%	20	0.00	0.0%	0.0%
Worldwide Medical Assurance	21	-	0%	20	0.00	0.0%	21	0.00	0.0%	0.0%
SAGICOR Panamá, S. A.	22	-	0%	21	0.00	0.0%	22	0.00	0.0%	0.0%
TOTAL		43,159	100%		\$56,178,549.66	100%		\$21,168,246.73	100%	37.7%

