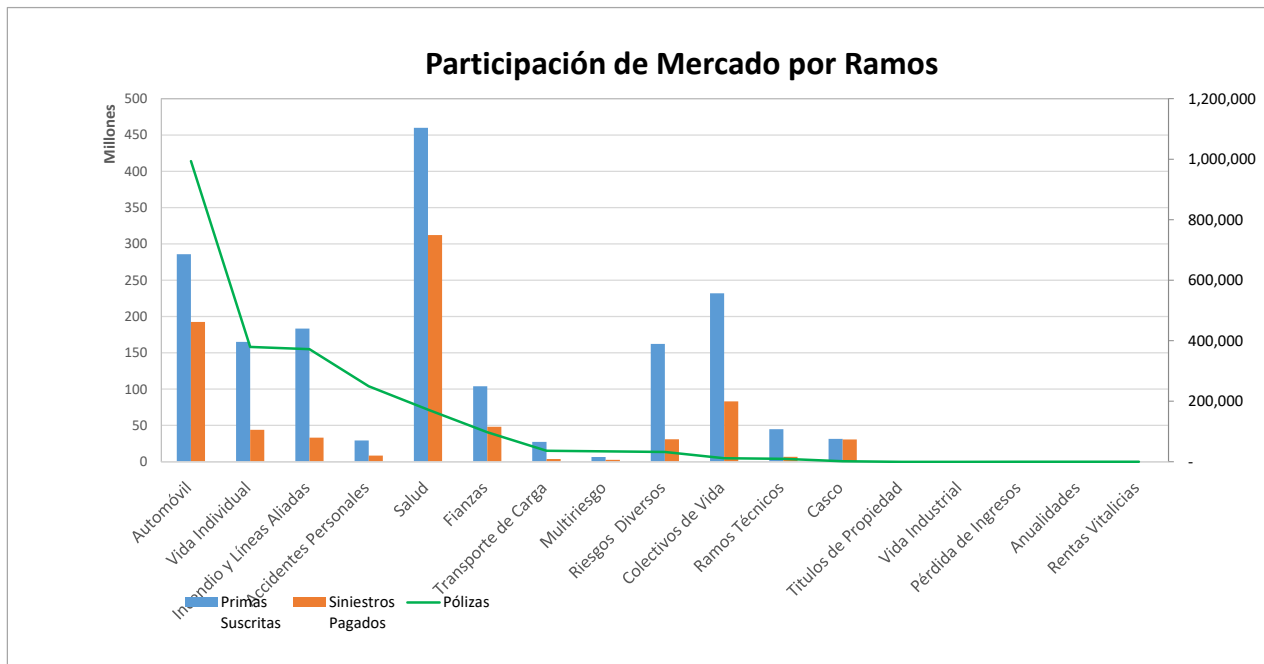


## Superintendencia de Seguros y Reaseguros de Panamá Participación de Mercado por Productos

### PARTICIPACION DE MERCADO POR RAMOS AL MES DE OCTUBRE DE 2025

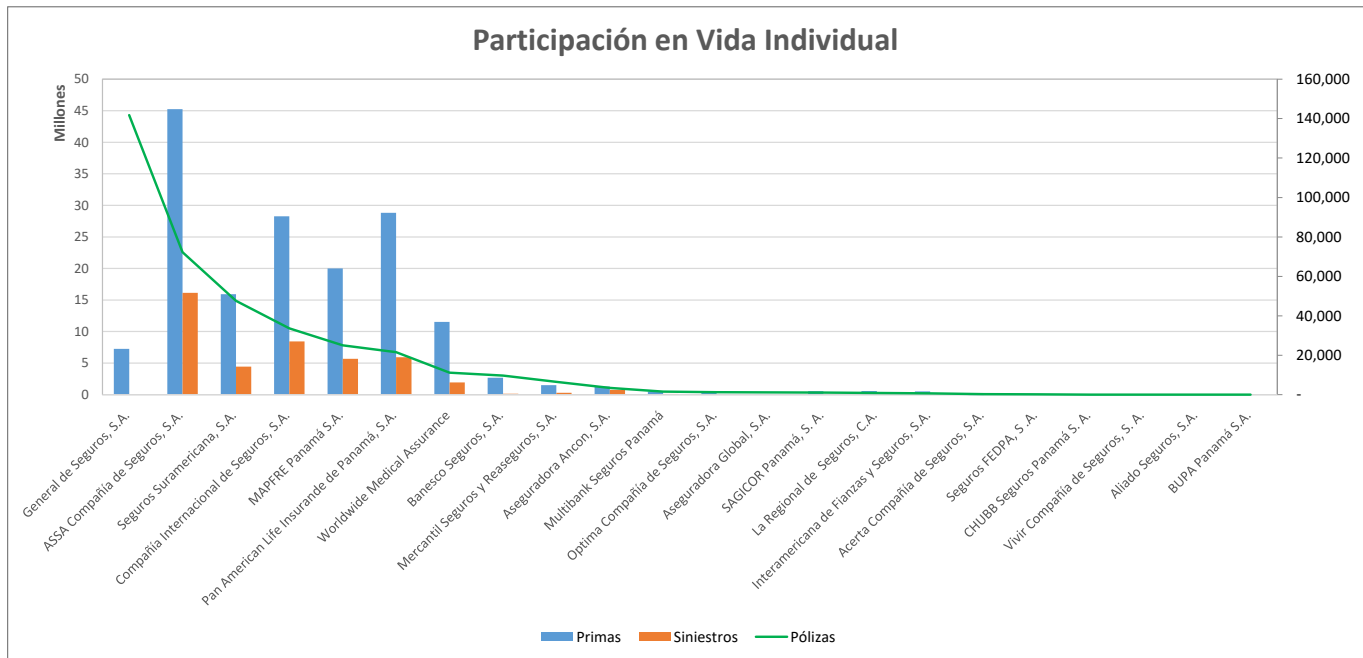
Ramos de Seguros	#	Pólizas	% Pólizas	#	Primas Suscritas	% Primas	#	Siniestros Pagados	% Siniestros	Sinestralidad Promedio
Automóvil	1	993,570	42%	2	285,693,407.64	16.5%	2	192,573,558.58	24%	67.4%
Vida Individual	2	379,246	16%	5	165,125,806.36	9.5%	5	44,130,559.54	6%	26.7%
Incendio y Líneas Aliadas	3	372,427	16%	4	183,396,447.37	10.6%	6	33,103,257.31	4%	18.1%
Accidentes Personales	4	249,307	10%	10	29,315,348.04	1.7%	9	8,351,065.17	1%	28.5%
Salud	5	172,139	7%	1	459,750,221.62	26.5%	1	312,302,478.11	39%	67.9%
Fianzas	6	97,486	4%	7	104,006,979.16	6.0%	4	48,196,250.76	6%	46.3%
Transporte de Carga	7	36,303	2%	11	27,317,061.68	1.6%	11	3,666,251.91	0%	13.4%
Multirisgo	8	34,040	1%	12	6,491,833.81	0.4%	12	2,548,033.60	0%	39.2%
Riesgos Diversos	9	32,613	1%	6	162,219,956.76	9.4%	7	31,081,130.36	4%	19.2%
Colectivos de Vida	10	11,439	0%	3	232,034,353.76	13.4%	3	83,242,377.25	10%	35.9%
Ramos Técnicos	11	9,611	0%	8	44,958,251.46	2.6%	10	6,940,220.89	1%	15.4%
Casco	12	1,969	0%	9	31,518,182.08	1.8%	8	30,567,763.18	4%	97.0%
Titulos de Propiedad	13	40	0%	14	0.00	0.0%	14	0.00	0%	0.0%
Vida Industrial	14	21	0%	13	3,134.64	0.0%	13	0.00	0%	0.0%
Pérdida de Ingresos	15	-	0%	15	0.00	0.0%	15	0.00	0%	0.0%
Anualidades	16	-	0%	16	0.00	0.0%	16	0.00	0%	0.0%
Rentas Vitalicias	17	-	0%	17	0.00	0.0%	17	0.00	0%	0.0%
<b>TOTAL</b>		<b>2,390,211</b>	<b>100%</b>		<b>\$1,731,830,984.38</b>	<b>100%</b>		<b>\$796,702,946.66</b>	<b>100.0%</b>	<b>46.0%</b>



## Superintendencia de Seguros y Reaseguros de Panamá Participación de Mercado por Productos

### VIDA INDIVIDUAL AL MES DE OCTUBRE DE 2025

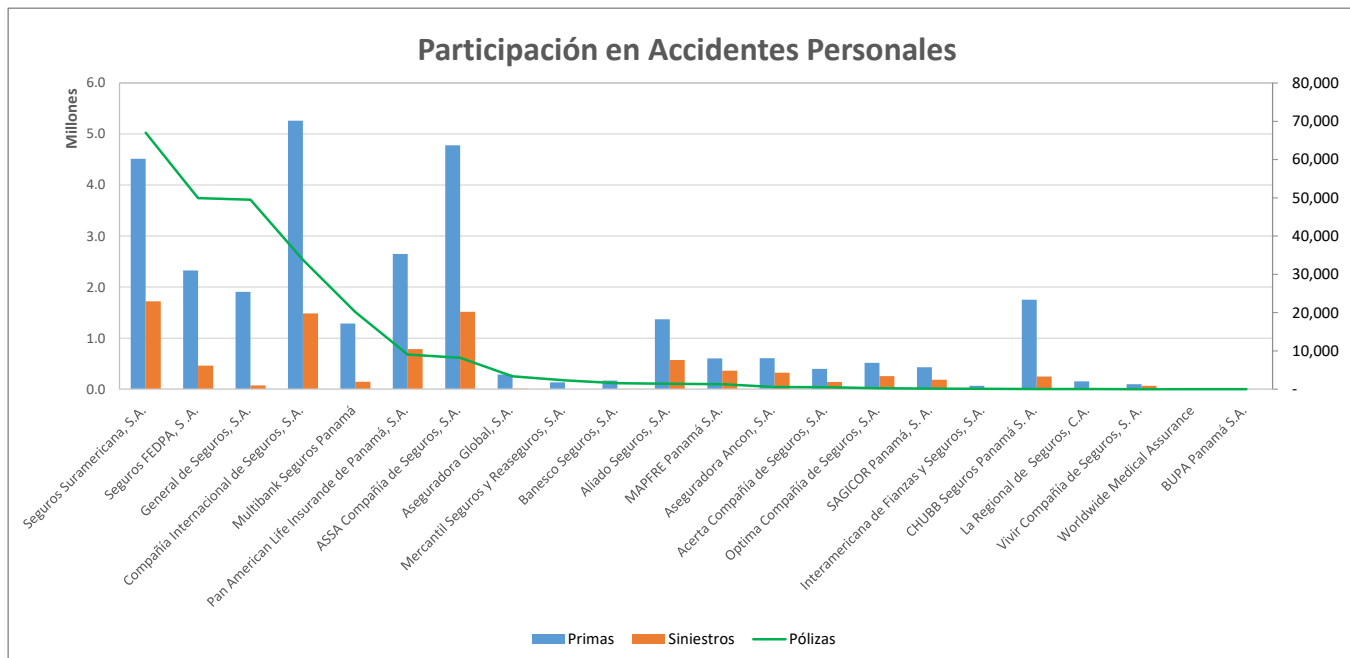
Compañía de Seguros	#	Pólizas	% Pólizas	#	Primas	% Primas	#	Siniestros	% Siniestros	Sinestralidad Promedio
General de Seguros, S.A.	1	141,779	37%	7	7,252,550.60	4.4%	15	0.00	0.0%	0.0%
ASSA Compañía de Seguros, S.A.	2	72,236	19%	1	45,258,433.93	27.4%	1	16,145,827.38	36.6%	35.7%
Seguros Suramericana, S.A.	3	47,539	13%	5	15,936,734.26	9.7%	5	4,443,746.29	10.1%	27.9%
Compañía Internacional de Seguros, S.A.	4	33,581	9%	3	28,269,060.27	17.1%	2	8,427,186.82	19.1%	29.8%
MAPFRE Panamá S.A.	5	24,982	7%	4	20,016,781.73	12.1%	4	5,677,381.98	12.9%	28.4%
Pan American Life Insurande de Panamá, S.A.	6	21,563	6%	2	28,816,096.48	17.5%	3	5,925,150.03	13.4%	20.6%
Worldwide Medical Assurance	7	11,110	3%	6	11,518,307.07	7.0%	6	1,939,106.10	4.4%	16.8%
Banesco Seguros, S.A.	8	9,673	3%	8	2,671,443.24	1.6%	10	131,874.95	0.3%	4.9%
Mercantil Seguros y Reaseguros, S.A.	9	6,471	2%	9	1,518,030.28	0.9%	8	304,402.57	0.7%	20.1%
Aseguradora Ancon, S.A.	10	3,402	1%	10	1,298,523.01	0.8%	7	756,492.65	1.7%	58.3%
Multibank Seguros Panamá	11	1,559	0%	14	496,120.76	0.3%	11	100,000.00	0.2%	20.2%
Optima Compañía de Seguros, S.A.	12	1,227	0%	15	395,045.15	0.2%	16	0.00	0.0%	0.0%
Aseguradora Global, S.A.	13	1,119	0%	16	74,128.21	0.0%	17	0.00	0.0%	0.0%
SAGICOR Panamá, S. A.	14	1,067	0%	12	554,038.99	0.3%	12	66,540.77	0.2%	12.0%
La Regional de Seguros, C.A.	15	906	0%	11	578,138.95	0.4%	14	1,850.00	0.0%	0.3%
Interamericana de Fianzas y Seguros, S.A.	16	626	0%	13	508,818.68	0.3%	13	50,000.00	0.1%	9.8%
Acerta Compañía de Seguros, S.A.	17	278	0%	22	-69,769.30	0.0%	9	161,000.00	0.4%	-230.8%
Seguros FEDPA, S. A.	18	128	0%	17	33,324.05	0.0%	18	0.00	0.0%	0.0%
CHUBB Seguros Panamá S. A.	19	-	0%	18	0.00	0.0%	19	0.00	0.0%	0.0%
Vivir Compañía de Seguros, S. A.	20	-	0%	19	0.00	0.0%	20	0.00	0.0%	0.0%
Aliado Seguros, S.A.	21	-	0%	20	0.00	0.0%	21	0.00	0.0%	0.0%
BUPA Panamá S.A.	22	-	0%	21	0.00	0.0%	22	0.00	0.0%	0.0%
<b>Total</b>		<b>379,246</b>	<b>100%</b>		<b>\$165,125,806.36</b>	<b>100%</b>		<b>\$44,130,559.54</b>	<b>100%</b>	<b>26.7%</b>



## ACCIDENTES PERSONALES

AL MES DE OCTUBRE DE 2025

Compañía de Seguros	#	Pólizas	% Unidades	#	Primas	% Primas	#	Siniestros	% Siniestros	Sinestralidad Promedio
Seguros Suramericana, S.A.	1	67,008	27%	3	4,513,963.24	15.4%	1	1,720,246.67	5.9%	38.1%
Seguros FEDPA, S.A.	2	49,920	20%	5	2,326,425.03	7.9%	6	459,896.98	1.6%	19.8%
General de Seguros, S.A.	3	49,526	20%	6	1,907,687.55	6.5%	14	72,496.50	0.2%	3.8%
Compañía Internacional de Seguros, S.A.	4	33,787	14%	1	5,261,871.70	17.9%	3	1,483,842.59	5.1%	28.2%
Multibank Seguros Panamá	5	20,179	8%	9	1,286,300.71	4.4%	12	145,150.72	0.5%	11.3%
Pan American Life Insurande de Panamá, S.A.	6	9,037	4%	4	2,650,035.29	9.0%	4	784,024.49	2.7%	29.6%
ASSA Compañía de Seguros, S.A.	7	8,229	3%	2	4,779,157.03	16.3%	2	1,516,425.65	5.2%	31.7%
Aseguradora Global, S.A.	8	3,358	1%	15	289,267.23	1.0%	16	10,000.00	0.0%	3.5%
Mercantil Seguros y Reaseguros, S.A.	9	2,307	1%	18	132,701.75	0.5%	21	0.00	0.0%	0.0%
Banesco Seguros, S.A.	#	1,567	1%	16	169,955.74	0.6%	19	429.30	0.0%	0.3%
Aliado Seguros, S.A.	#	1,427	1%	8	1,371,010.33	4.7%	5	572,791.70	2.0%	41.8%
MAPFRE Panamá S.A.	#	1,303	1%	11	601,705.27	2.1%	7	363,346.44	1.2%	60.4%
Aseguradora Ancon, S.A.	#	589	0%	10	608,012.60	2.1%	8	320,995.81	1.1%	52.8%
Acerta Compañía de Seguros, S.A.	#	530	0%	14	397,524.59	1.4%	13	141,799.65	0.5%	35.7%
Optima Compañía de Seguros, S.A.	#	254	0%	12	515,901.39	1.8%	9	256,963.06	0.9%	49.8%
SAGICOR Panamá, S. A.	#	130	0%	13	429,904.61	1.5%	11	184,888.49	0.6%	43.0%
Interamericana de Fianzas y Seguros, S.A.	#	67	0%	20	67,919.99	0.2%	17	5,502.76	0.0%	8.1%
CHUBB Seguros Panamá S. A.	#	63	0%	7	1,753,304.59	6.0%	10	247,260.85	0.8%	14.1%
La Regional de Seguros, C.A.	#	20	0%	17	154,084.75	0.5%	18	500.00	0.0%	0.3%
Vivir Compañía de Seguros, S. A.	#	6	0%	19	98,614.65	0.3%	15	64,279.29	0.8%	65.2%
Worldwide Medical Assurance	#	-	0%	21	0.00	0.0%	20	224.22	0.0%	#DIV/0!
BUPA Panamá S.A.	#	-	0%	22	0.00	0.0%	22	0.00	0.0%	0.0%
<b>TOTAL</b>		<b>249,307</b>	<b>100%</b>		<b>\$29,315,348</b>	<b>100%</b>		<b>\$8,351,065.17</b>	<b>100%</b>	<b>28.5%</b>

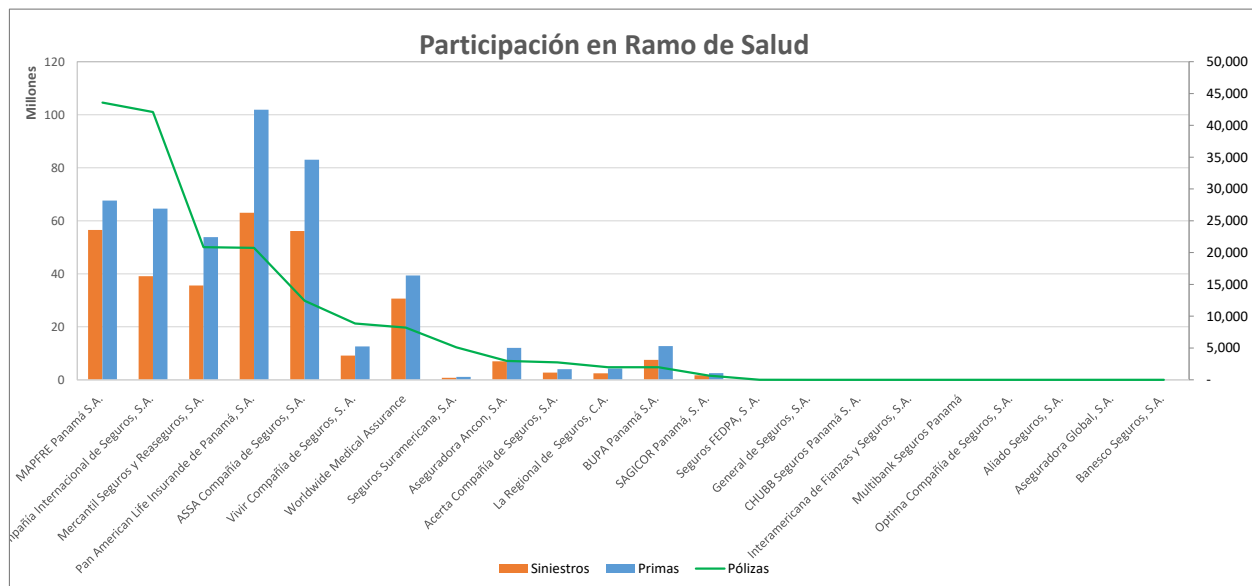


## Superintendencia de Seguros y Reaseguros de Panamá Participación de Mercado por Productos

### SALUD

AL MES DE OCTUBRE DE 2025

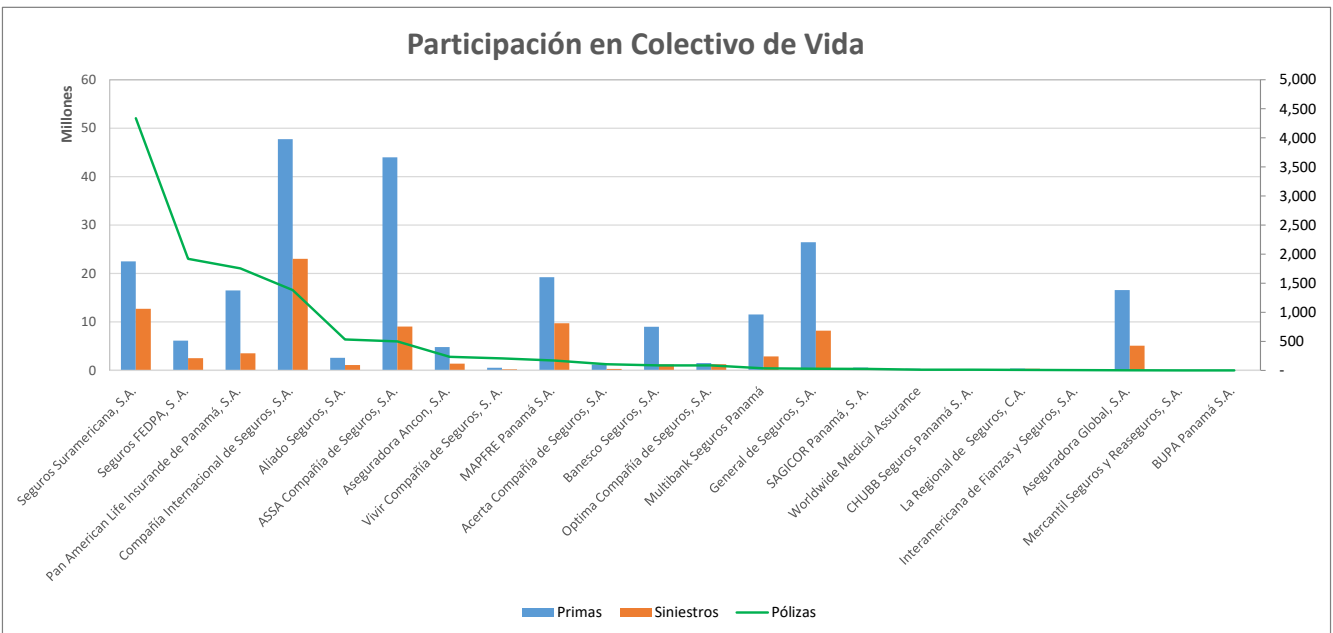
Compañía de Seguros	#	Pólizas	% Pólizas	#	Primas	% Primas	#	Siniestros	% Siniestros	Sinestralidad Promedio
MAPFRE Panamá S.A.	1	43,572	25%	3	67,639,707.65	14.7%	2	56,502,790.33	12.3%	83.5%
Compañía Internacional de Seguros, S.A.	2	42,079	24%	4	64,597,113.24	14.1%	4	39,082,465.06	8.5%	60.5%
Mercantil Seguros y Reaseguros, S.A.	3	20,837	12%	5	53,823,213.12	11.7%	5	35,608,390.02	7.7%	66.2%
Pan American Life Insurande de Panamá, S.A.	4	20,731	12%	1	101,854,287.60	22.2%	1	63,028,171.08	13.7%	61.9%
ASSA Compañía de Seguros, S.A.	5	12,419	7%	2	83,045,026.43	18.1%	3	56,147,129.86	12.2%	67.6%
Vivir Compañía de Seguros, S. A.	6	8,861	5%	8	12,627,564.51	2.7%	7	9,147,816.88	2.0%	72.4%
Worldwide Medical Assurance	7	8,216	5%	6	39,387,098.06	8.6%	6	30,636,766.43	9.8%	77.8%
Seguros Suramericana, S.A.	8	5,097	3%	13	1,080,962.98	0.2%	13	794,565.04	0.2%	73.5%
Aseguradora Ancon, S.A.	9	2,974	2%	9	12,037,590.71	2.6%	9	6,958,936.29	1.5%	57.8%
Acerta Compañía de Seguros, S.A.	10	2,746	2%	11	3,999,350.92	0.9%	10	2,710,437.06	0.6%	67.8%
La Regional de Seguros, C.A.	11	1,972	1%	10	4,286,440.21	0.9%	11	2,437,034.61	0.5%	56.9%
BUPA Panamá S.A.	12	1,969	1%	7	12,762,025.78	2.8%	8	7,494,362.77	1.6%	58.7%
SAGICOR Panamá, S. A.	13	665	0%	12	2,544,319.06	0.6%	12	1,718,873.80	0.4%	67.6%
Seguros FEDPA, S. A.	14	1	0%	14	65,521.35	0.0%	14	34,738.88	0.0%	53.0%
General de Seguros, S.A.	15	-	0%	15	0.00	0.0%	15	0.00	0.0%	0.0%
CHUBB Seguros Panamá S. A.	16	-	0%	16	0.00	0.0%	16	0.00	0.0%	0.0%
Interamericana de Fianzas y Seguros, S.A.	17	-	0%	17	0.00	0.0%	17	0.00	0.0%	0.0%
Multibank Seguros Panamá	18	-	0%	18	0.00	0.0%	18	0.00	0.0%	0.0%
Optima Compañía de Seguros, S.A.	19	-	0%	19	0.00	0.0%	19	0.00	0.0%	0.0%
Aliado Seguros, S.A.	20	-	0%	20	0.00	0.0%	20	0.00	0.0%	0.0%
Aseguradora Global, S.A.	21	-	0%	21	0.00	0.0%	21	0.00	0.0%	0.0%
Banesco Seguros, S.A.	22	-	0%	22	0.00	0.0%	22	0.00	0.0%	0.0%
<b>TOTAL</b>		<b>172,139</b>	<b>100%</b>		<b>\$459,750,221.62</b>	<b>100%</b>		<b>\$312,302,478.11</b>	<b>100%</b>	<b>67.9%</b>



## Superintendencia de Seguros y Reaseguros de Panamá Participación de Mercado por Productos

### COLECTIVO DE VIDA AL MES DE OCTUBRE DE 2025

Compañía de Seguros	#	Pólizas	% Unidades	#	Primas	% Primas	#	Siniestros	% Siniestros	Sinestralidad Promedio
Seguros Suramericana, S.A.	1	4,338	38%	4	22,504,527.70	9.7%	2	12,718,039.48	15.3%	56.5%
Seguros FEDPA, S.A.	2	1,918	17%	10	6,125,735.08	2.6%	9	2,503,054.55	3.0%	40.9%
Pan American Life Insurande de Panamá, S.A.	3	1,755	15%	7	16,498,963.08	7.1%	7	3,520,304.11	4.2%	21.3%
Compañía Internacional de Seguros, S.A.	4	1,383	12%	1	47,721,333.04	20.6%	1	23,009,742.33	27.6%	48.2%
Aliado Seguros, S.A.	5	532	5%	12	2,604,535.08	1.1%	13	1,100,092.29	1.3%	42.2%
ASSA Compañía de Seguros, S.A.	6	499	4%	2	44,002,738.23	19.0%	4	9,049,371.97	10.9%	20.6%
Aseguradora Ancon, S.A.	7	233	2%	11	4,823,468.92	2.1%	10	1,408,504.75	1.7%	29.2%
Vivir Compañía de Seguros, S. A.	8	206	2%	16	562,808.10	0.2%	18	234,369.22	0.3%	41.6%
MAPFRE Panamá S.A.	9	171	1%	5	19,222,165.58	8.3%	3	9,731,732.06	11.7%	50.6%
Acerta Compañía de Seguros, S.A.	10	106	1%	14	1,228,614.56	0.5%	15	299,501.41	0.4%	24.4%
Banesco Seguros, S.A.	11	87	1%	9	9,000,273.74	3.9%	12	1,242,152.29	1.5%	13.8%
Optima Compañía de Seguros, S.A.	12	86	1%	13	1,500,073.24	0.6%	11	1,268,347.30	1.5%	84.6%
Multibank Seguros Panamá	13	34	0%	8	11,558,040.45	5.0%	8	2,884,429.71	3.5%	25.0%
General de Seguros, S.A.	14	29	0%	3	26,459,966.14	11.4%	5	8,206,270.34	9.9%	31.0%
SAGICOR Panamá, S. A.	15	25	0%	15	593,920.05	0.3%	16	268,318.08	0.3%	45.2%
Worldwide Medical Assurance	17	11	0%	18	360,404.36	0.2%	17	264,791.35	0.3%	73.5%
CHUBB Seguros Panamá S. A.	16	11	0%	19	159,302.89	0.1%	20	9,830.24	0.0%	6.2%
La Regional de Seguros, C.A.	18	8	0%	17	387,251.66	0.2%	14	340,424.10	0.4%	87.9%
Interamericana de Fianzas y Seguros, S.A.	19	4	0%	20	151,313.75	0.1%	19	87,315.07	0.1%	57.7%
Aseguradora Global, S.A.	20	3	0%	6	16,568,918.11	7.1%	6	5,095,786.60	6.1%	30.8%
Mercantil Seguros y Reaseguros, S.A.	21	-	0%	21	0.00	0.0%	21	0.00	0.0%	0.0%
BUPA Panamá S.A.	22	-	0%	22	0.00	0.0%	22	0.00	0.0%	0.0%
<b>TOTAL</b>		<b>11,439</b>	<b>100%</b>		<b>\$232,034,353.76</b>	<b>100%</b>		<b>\$83,242,377.25</b>	<b>100%</b>	<b>35.9%</b>

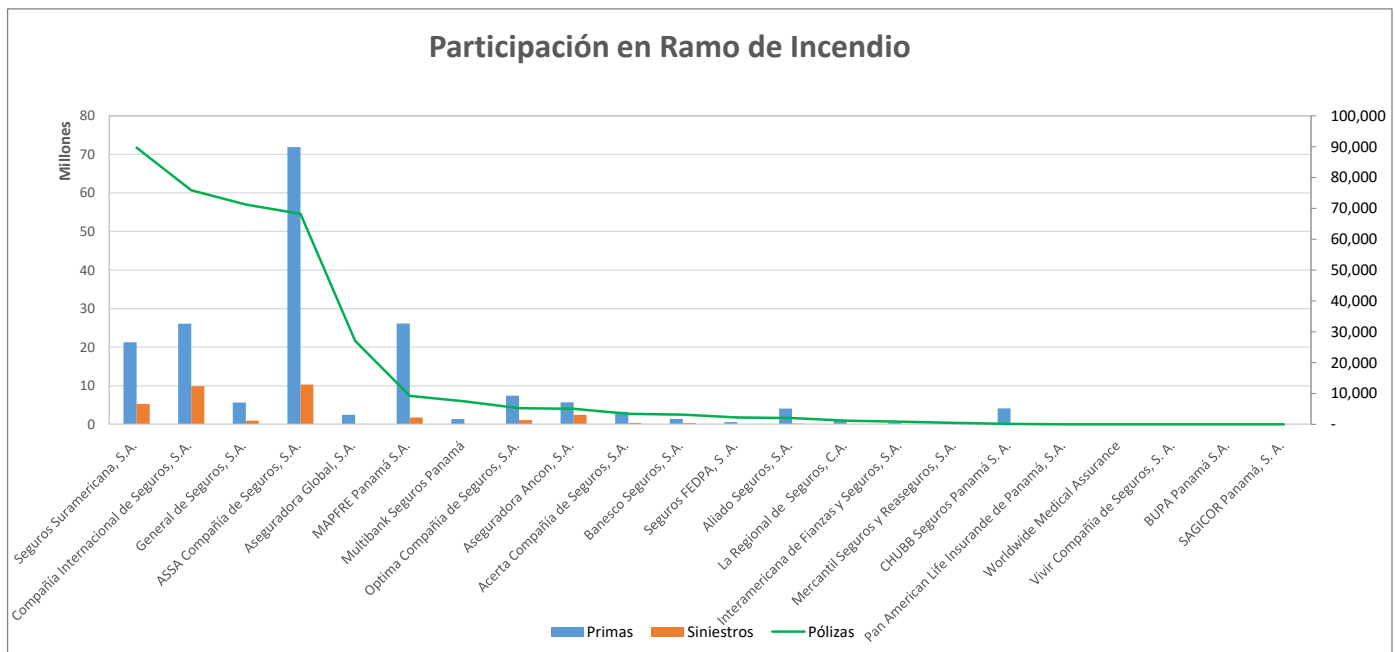


## Superintendencia de Seguros y Reaseguros de Panamá Participación de Mercado por Productos

### INCENDIO

AL MES DE OCTUBRE DE 2025

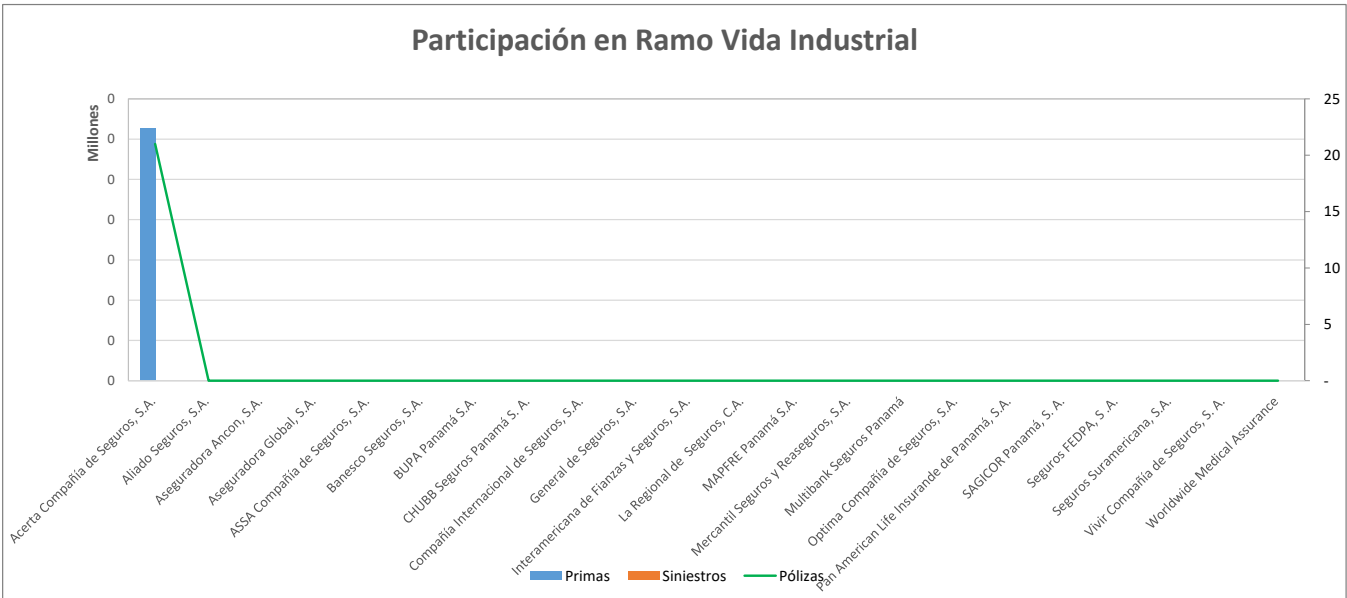
Compañía de Seguros	#	Pólizas	% Pólizas	#	Primas	% Primas	#	Siniestros	% Siniestros	Sinestralidad Promedio
Seguros Suramericana, S.A.	1	89,676	24%	4	21,265,369.61	11.6%	3	5,306,949.42	16.0%	25.0%
Compañía Internacional de Seguros, S.A.	2	75,876	20%	3	26,102,748.46	14.2%	2	9,905,368.99	29.9%	37.9%
General de Seguros, S.A.	3	71,231	19%	7	5,666,826.78	3.1%	7	917,904.87	2.8%	16.2%
ASSA Compañía de Seguros, S.A.	4	68,192	18%	1	71,857,700.64	39.2%	1	10,307,081.00	31.1%	14.3%
Aseguradora Global, S.A.	5	27,061	7%	11	2,448,664.55	1.3%	12	91,619.66	0.3%	3.7%
MAPFRE Panamá S.A.	6	9,212	2%	2	26,161,650.52	14.3%	5	1,786,718.79	5.4%	6.8%
Multibank Seguros Panamá	7	7,424	2%	13	1,380,832.85	0.8%	15	26,535.65	0.1%	1.9%
Optima Compañía de Seguros, S.A.	8	5,250	1%	5	7,440,875.90	4.1%	6	1,080,647.87	3.3%	14.5%
Aseguradora Ancon, S.A.	9	5,058	1%	6	5,712,963.12	3.1%	4	2,433,146.12	7.4%	42.6%
Acerta Compañía de Seguros, S.A.	10	3,401	1%	10	3,228,925.05	1.8%	8	363,480.45	1.1%	11.3%
Banesco Seguros, S.A.	11	3,117	1%	12	1,388,625.07	0.8%	10	295,609.96	0.9%	21.3%
Seguros FEDPA, S.A.	12	2,221	1%	15	594,501.41	0.3%	14	30,845.08	0.1%	5.2%
Aliado Seguros, S.A.	13	2,035	1%	9	4,099,553.32	2.2%	11	205,504.04	0.6%	5.0%
La Regional de Seguros, C.A.	14	1,187	0%	14	952,626.19	0.5%	13	34,281.41	0.1%	3.6%
Interamericana de Fianzas y Seguros, S.A.	15	843	0%	17	410,763.10	0.2%	16	13,289.20	0.0%	3.2%
Mercantil Seguros y Reaseguros, S.A.	16	482	0%	16	550,770.96	0.3%	17	0.00	0.0%	0.0%
CHUBB Seguros Panamá S. A.	17	161	0%	8	4,133,049.84	2.3%	9	304,274.80	0.9%	7.4%
Pan American Life Insurande de Panamá, S.A.	18	-	0%	18	0.00	0.0%	18	0.00	0.0%	0.0%
Worldwide Medical Assurance	19	-	0%	19	0.00	0.0%	19	0.00	0.0%	0.0%
Vivir Compañía de Seguros, S. A.	20	-	0%	20	0.00	0.0%	20	0.00	0.0%	0.0%
BUPA Panamá S.A.	21	-	0%	21	0.00	0.0%	21	0.00	0.0%	0.0%
SAGICOR Panamá, S. A.	22	-	0%	22	0.00	0.0%	22	0.00	0.0%	0.0%
<b>TOTAL</b>		<b>372,427</b>	<b>100%</b>		<b>\$183,396,447.37</b>	<b>100%</b>		<b>\$33,103,257.31</b>	<b>100%</b>	<b>18.1%</b>



## Superintendencia de Seguros y Reaseguros de Panamá Participación de Mercado por Productos

### VIDA INDUSTRIAL AL MES DE OCTUBRE DE 2025

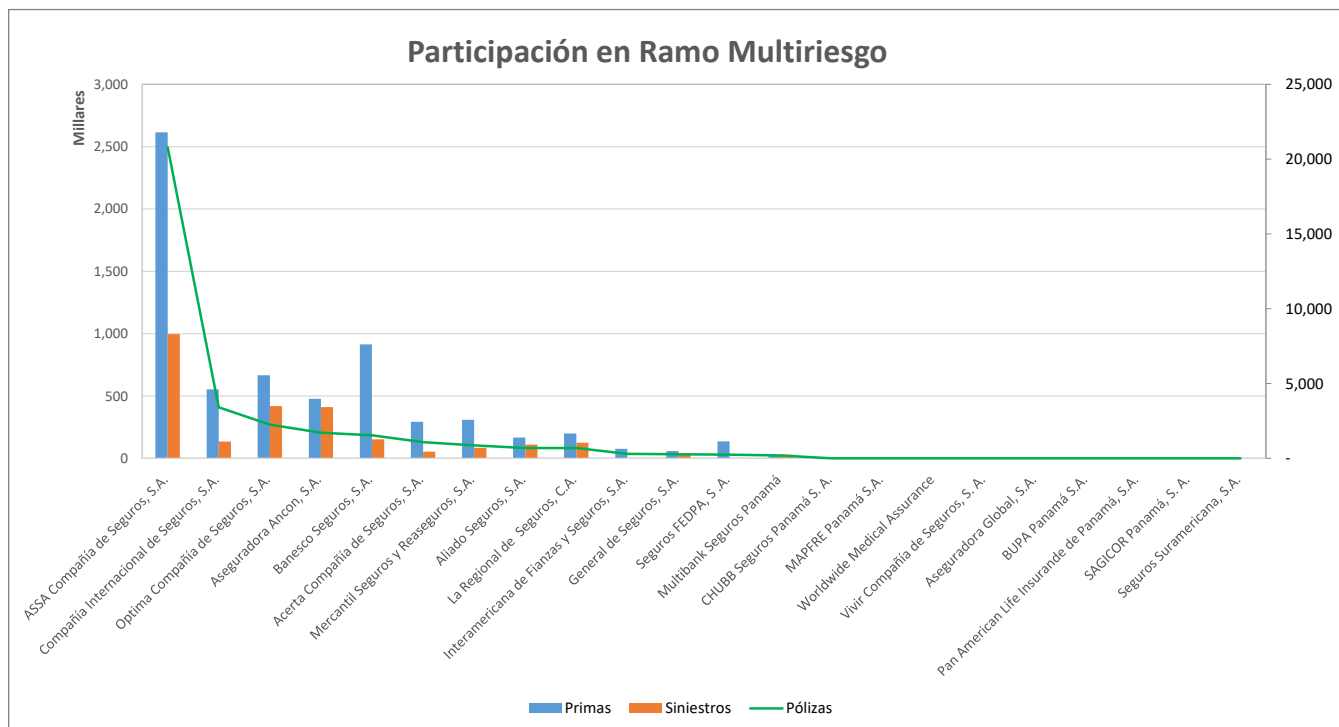
Compañía de Seguros	#	Pólizas	% Pólizas	#	Primas	% Primas	#	Siniestros	% Siniestros	Sinestralidad Promedio
Acerta Compañía de Seguros, S.A.	1	21	100%	1	3,134.64	100.0%	1	0.00	0.0%	0.0%
Aliado Seguros, S.A.	2	-	0%	2	0.00	0.0%	2	0.00	0.0%	0.0%
Aseguradora Ancon, S.A.	3	-	0%	3	0.00	0.0%	3	0.00	0.0%	0.0%
Aseguradora Global, S.A.	4	-	0%	4	0.00	0.0%	4	0.00	0.0%	0.0%
ASSA Compañía de Seguros, S.A.	5	-	0%	5	0.00	0.0%	5	0.00	0.0%	0.0%
BanESCO Seguros, S.A.	6	-	0%	6	0.00	0.0%	6	0.00	0.0%	0.0%
BUPA Panamá S.A.	7	-	0%	7	0.00	0.0%	7	0.00	0.0%	0.0%
CHUBB Seguros Panamá S. A.	8	-	0%	8	0.00	0.0%	8	0.00	0.0%	0.0%
Compañía Internacional de Seguros, S.A.	9	-	0%	9	0.00	0.0%	9	0.00	0.0%	0.0%
General de Seguros, S.A.	10	-	0%	10	0.00	0.0%	10	0.00	0.0%	0.0%
Interamericana de Fianzas y Seguros, S.A.	11	-	0%	11	0.00	0.0%	11	0.00	0.0%	0.0%
La Regional de Seguros, C.A.	12	-	0%	12	0.00	0.0%	12	0.00	0.0%	0.0%
MAPFRE Panamá S.A.	13	-	0%	13	0.00	0.0%	13	0.00	0.0%	0.0%
Mercantil Seguros y Reaseguros, S.A.	14	-	0%	14	0.00	0.0%	14	0.00	0.0%	0.0%
Multibank Seguros Panamá	15	-	0%	15	0.00	0.0%	15	0.00	0.0%	0.0%
Optima Compañía de Seguros, S.A.	16	-	0%	16	0.00	0.0%	16	0.00	0.0%	0.0%
Pan American Life Insurande de Panamá, S.A.	17	-	0%	17	0.00	0.0%	17	0.00	0.0%	0.0%
SAGICOR Panamá, S. A.	18	-	0%	18	0.00	0.0%	18	0.00	0.0%	0.0%
Seguros FEDPA, S. A.	19	-	0%	19	0.00	0.0%	19	0.00	0.0%	0.0%
Seguros Suramericana, S.A.	20	-	0%	20	0.00	0.0%	20	0.00	0.0%	0.0%
Vivir Compañía de Seguros, S. A.	21	-	0%	21	0.00	0.0%	21	0.00	0.0%	0.0%
Worldwide Medical Assurance	22	-	0%	22	0.00	0.0%	22	0.00	0.0%	0.0%
		21	100%		\$3,134.64	100%		\$0.00	0%	0.0%



### MULTIRIESGO

AL MES DE OCTUBRE DE 2025

Compañía de Seguros	#	Pólizas	% Pólizas	#	Primas	% Primas	#	Siniestros	% Siniestros	Sinestralidad Promedio
ASSA Compañía de Seguros, S.A.	1	20,790	61%	1	2,615,239.22	40.3%	1	996,987.81	39.1%	38.1%
Compañía Internacional de Seguros, S.A.	2	3,412	10%	4	553,165.26	8.5%	5	134,903.69	5.3%	24.4%
Optima Compañía de Seguros, S.A.	3	2,254	7%	3	666,505.18	10.3%	2	418,529.06	16.4%	62.8%
Aseguradora Ancon, S.A.	4	1,712	5%	5	477,042.84	7.3%	3	411,681.90	16.2%	86.3%
Banesco Seguros, S.A.	5	1,535	5%	2	913,301.46	14.1%	4	152,668.28	6.0%	16.7%
Acerta Compañía de Seguros, S.A.	6	1,079	3%	7	293,523.10	4.5%	9	53,847.92	2.1%	18.3%
Mercantil Seguros y Reaseguros, S.A.	7	871	3%	6	309,732.27	4.8%	8	85,332.80	3.3%	27.6%
Aliado Seguros, S.A.	8	692	2%	9	167,696.41	2.6%	7	109,658.22	4.3%	65.4%
La Regional de Seguros, C.A.	9	689	2%	8	200,059.10	3.1%	6	125,453.58	4.9%	62.7%
Interamericana de Fianzas y Seguros, S.A.	10	296	1%	11	76,183.03	1.2%	12	1,955.25	0.1%	2.6%
General de Seguros, S.A.	11	274	1%	12	57,953.99	0.9%	11	28,114.02	1.1%	48.5%
Seguros FEDPA, S.A.	12	245	1%	10	136,530.38	2.1%	13	0.00	0.0%	0.0%
Multibank Seguros Panamá	13	191	1%	13	24,901.57	0.4%	10	28,901.07	1.1%	116.1%
CHUBB Seguros Panamá S. A.	14	-	0%	14	0.00	0.0%	14	0.00	0.0%	0.0%
MAPFRE Panamá S.A.	15	-	0%	15	0.00	0.0%	15	0.00	0.0%	0.0%
Worldwide Medical Assurance	16	-	0%	16	0.00	0.0%	16	0.00	0.0%	0.0%
Vivir Compañía de Seguros, S. A.	17	-	0%	17	0.00	0.0%	17	0.00	0.0%	0.0%
Aseguradora Global, S.A.	18	-	0%	18	0.00	0.0%	18	0.00	0.0%	0.0%
BUPA Panamá S.A.	19	-	0%	19	0.00	0.0%	19	0.00	0.0%	0.0%
Pan American Life Insurande de Panamá, S.A.	20	-	0%	20	0.00	0.0%	20	0.00	0.0%	0.0%
SAGICOR Panamá, S. A.	21	-	0%	21	0.00	0.0%	21	0.00	0.0%	0.0%
Seguros Suramericana, S.A.	22	-	0%	22	0.00	0.0%	22	0.00	0.0%	0.0%
<b>TOTAL</b>		<b>34,040</b>	<b>100%</b>		<b>\$6,491,833.81</b>	<b>100%</b>		<b>\$2,548,033.60</b>	<b>100%</b>	<b>39.2%</b>



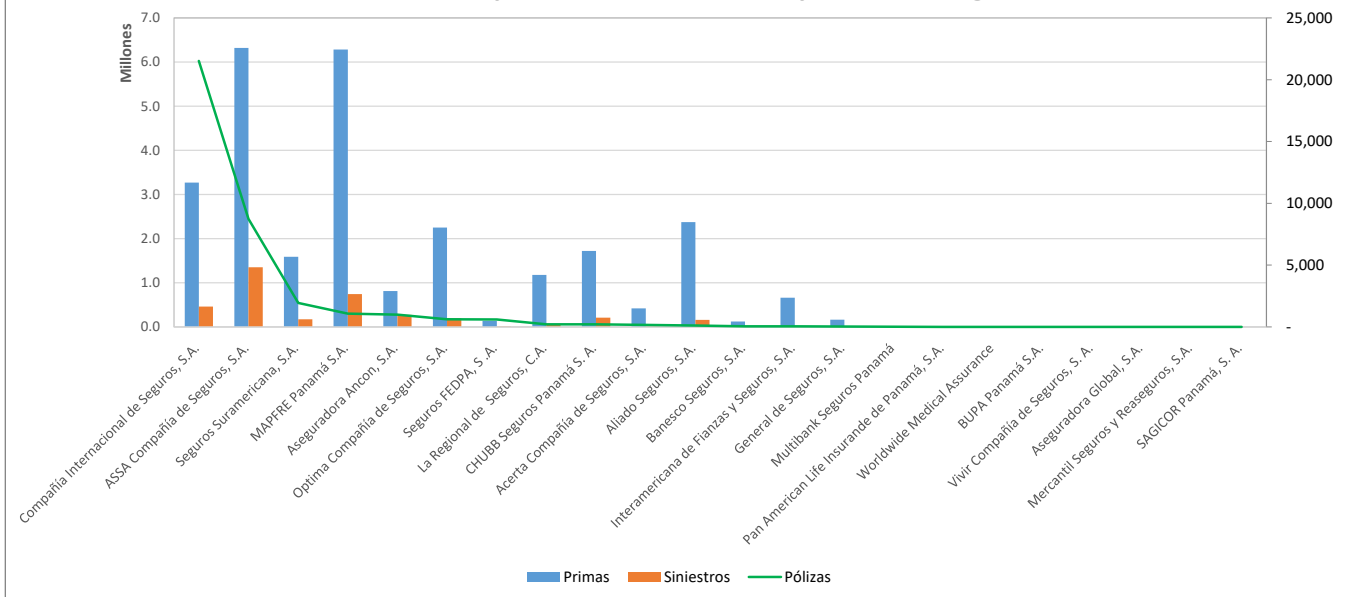


## TRANSPORTE

AL MES DE OCTUBRE DE 2025

Compañía de Seguros	#	Pólizas	% Pólizas	#	Primas	% Primas	#	Siniestros	% Siniestros	Sinestralidad Promedio
Compañía Internacional de Seguros, S.A.	1	21,518	59%	3	3,269,282.47	12.0%	3	461,736.55	12.6%	14.1%
ASSA Compañía de Seguros, S.A.	2	8,748	24%	1	6,321,675.13	23.1%	1	1,353,200.88	36.9%	21.4%
Seguros Suramericana, S.A.	3	1,935	5%	7	1,587,828.90	5.8%	7	171,317.97	4.7%	10.8%
MAPFRE Panamá S.A.	4	1,067	3%	2	6,282,644.59	23.0%	2	744,581.10	20.3%	11.9%
Aseguradora Ancon, S.A.	5	993	3%	9	813,497.32	3.0%	4	273,694.39	7.5%	33.6%
Optima Compañía de Seguros, S.A.	6	617	2%	5	2,250,488.63	8.2%	6	195,157.39	5.3%	8.7%
Seguros FEDPA, S. A.	7	595	2%	13	135,146.42	0.5%	12	8,345.74	0.2%	6.2%
La Regional de Seguros, C.A.	8	211	1%	8	1,178,257.83	4.3%	9	63,539.86	1.7%	5.4%
CHUBB Seguros Panamá S. A.	9	205	1%	6	1,720,399.66	6.3%	5	211,226.41	5.8%	12.3%
Acerta Compañía de Seguros, S.A.	10	158	0%	11	419,931.71	1.5%	10	9,317.45	0.3%	2.2%
Aliado Seguros, S.A.	11	109	0%	4	2,375,109.42	8.7%	8	159,543.55	4.4%	6.7%
Banesco Seguros, S.A.	12	49	0%	14	121,331.33	0.4%	11	8,682.51	0.2%	7.2%
Interamericana de Fianzas y Seguros, S.A.	13	49	0%	10	663,535.18	2.4%	14	0.00	0.0%	0.0%
General de Seguros, S.A.	14	38	0%	12	162,861.67	0.6%	13	5,908.11	0.2%	3.6%
Multibank Seguros Panamá	15	11	0%	15	15,071.42	0.1%	15	0.00	0.0%	0.0%
Pan American Life Insurande de Panamá, S.A.	16	-	0%	16	0.00	0.0%	16	0.00	0.0%	0.0%
Worldwide Medical Assurance	17	-	0%	17	0.00	0.0%	17	0.00	0.0%	0.0%
BUPA Panamá S.A.	18	-	0%	18	0.00	0.0%	18	0.00	0.0%	0.0%
Vivir Compañía de Seguros, S. A.	19	-	0%	19	0.00	0.0%	19	0.00	0.0%	0.0%
Aseguradora Global, S.A.	20	-	0%	20	0.00	0.0%	20	0.00	0.0%	0.0%
Mercantil Seguros y Reaseguros, S.A.	21	-	0%	21	0.00	0.0%	21	0.00	0.0%	0.0%
SAGICOR Panamá, S. A.	22	-	0%	22	0.00	0.0%	22	0.00	0.0%	0.0%
		36,303	100%		\$27,317,061.68	100%		\$3,666,251.91	100%	13.4%

Participación en Ramo Transporte de Carga

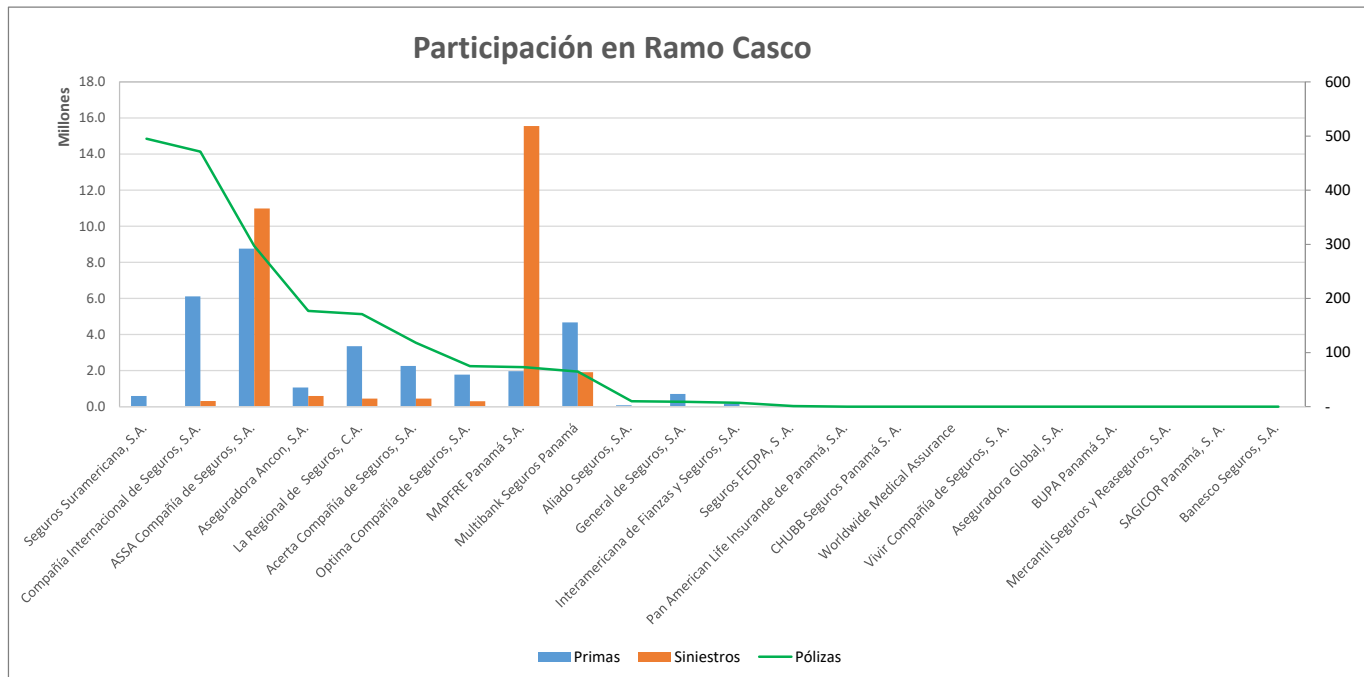


## Superintendencia de Seguros y Reaseguros de Panamá Participación de Mercado por Productos

### CASCO

AL MES DE OCTUBRE DE 2025

Compañía de Seguros	#	Pólizas	% Pólizas	#	Primas	% Primas	#	Siniestros	% Siniestros	Sinestralidad Promedio
Seguros Suramericana, S.A.	1	495	25%	10	596,031.38	1.9%	12	0.00	0.0%	0.0%
Compañía Internacional de Seguros, S.A.	2	471	24%	2	6,114,858.23	19.4%	7	308,921.19	1.0%	5.1%
ASSA Compañía de Seguros, S.A.	3	297	15%	1	8,761,452.02	27.8%	2	10,986,200.48	35.9%	125.4%
Aseguradora Ancon, S.A.	4	177	9%	8	1,059,781.34	3.4%	4	595,466.30	1.9%	56.2%
La Regional de Seguros, C.A.	5	171	9%	4	3,357,573.20	10.7%	5	451,296.56	1.5%	13.4%
Acerta Compañía de Seguros, S.A.	6	118	6%	5	2,254,364.15	7.2%	6	448,067.29	1.5%	19.9%
Optima Compañía de Seguros, S.A.	7	75	4%	7	1,777,234.53	5.6%	8	307,483.37	1.0%	17.3%
MAPFRE Panamá S.A.	8	73	4%	6	1,962,302.24	6.2%	1	15,557,340.34	50.9%	792.8%
Multibank Seguros Panamá	9	65	3%	3	4,668,800.66	14.8%	3	1,909,646.32	6.2%	40.9%
Aliado Seguros, S.A.	10	10	1%	12	84,108.28	0.3%	10	1,142.91	0.0%	1.4%
General de Seguros, S.A.	11	9	0%	9	708,404.24	2.2%	11	0.00	0.0%	0.0%
Interamericana de Fianzas y Seguros, S.A.	12	7	0%	11	162,516.33	0.5%	13	0.00	0.0%	0.0%
Seguros FEDPA, S.A.	13	1	0%	13	11,431.10	0.0%	9	2,198.42	0.0%	19.2%
Pan American Life Insurande de Panamá, S.A.	14	-	0%	14	0.00	0.0%	14	0.00	0.0%	0.0%
CHUBB Seguros Panamá S. A.	15	-	0%	15	0.00	0.0%	15	0.00	0.0%	0.0%
Worldwide Medical Assurance	16	-	0%	16	0.00	0.0%	16	0.00	0.0%	0.0%
Vivir Compañía de Seguros, S. A.	17	-	0%	17	0.00	0.0%	17	0.00	0.0%	0.0%
Aseguradora Global, S.A.	18	-	0%	18	0.00	0.0%	18	0.00	0.0%	0.0%
BUPA Panamá S.A.	19	-	0%	19	0.00	0.0%	19	0.00	0.0%	0.0%
Mercantil Seguros y Reaseguros, S.A.	20	-	0%	20	0.00	0.0%	20	0.00	0.0%	0.0%
SAGICOR Panamá, S. A.	21	-	0%	21	0.00	0.0%	21	0.00	0.0%	0.0%
Banesco Seguros, S.A.	22	-	0%	22	-675.62	0.0%	22	0.00	0.0%	0.0%
		<b>1,969</b>	<b>100%</b>		<b>\$31,518,182.08</b>	<b>100%</b>		<b>\$30,567,763.18</b>	<b>100%</b>	<b>97.0%</b>

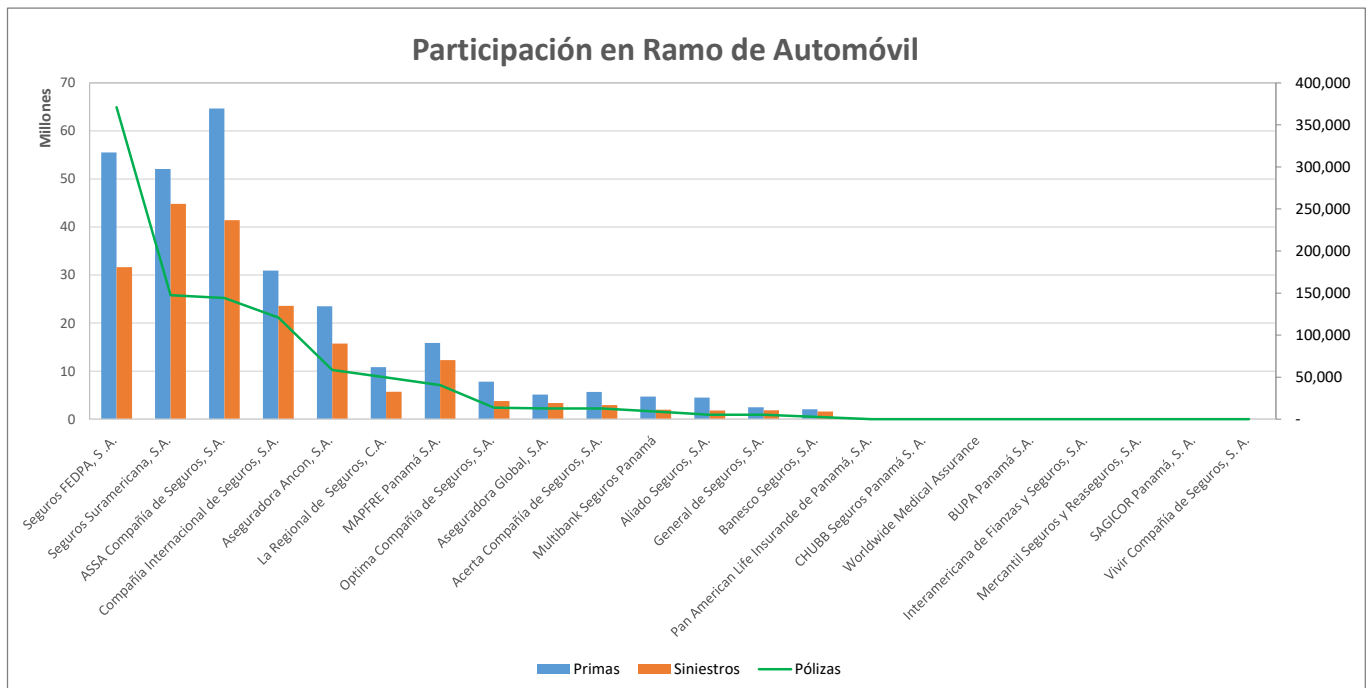


## Superintendencia de Seguros y Reaseguros de Panamá Participación de Mercado por Productos

### AUTOMÓVIL

AL MES DE OCTUBRE DE 2025

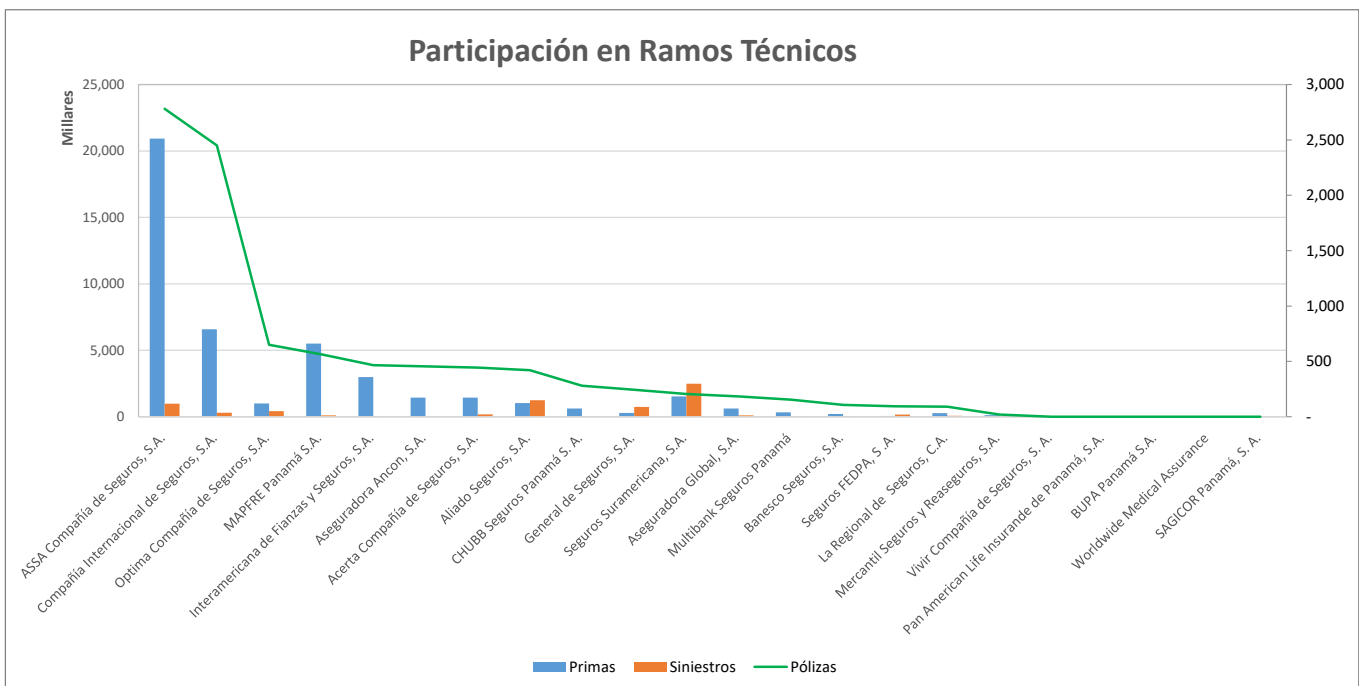
Compañía de Seguros	#	Pólizas	% Pólizas	#	Primas	% Primas	#	Siniestros	% Siniestros	Sinestralidad Promedio
Seguros FEDPA, S. A.	1	371,063	37%	2	55,508,248.73	19.4%	3	31,658,102.73	16.4%	57.0%
Seguros Suramericana, S.A.	2	147,485	15%	3	52,072,919.74	18.2%	1	44,814,506.75	23.3%	86.1%
ASSA Compañía de Seguros, S.A.	3	144,216	15%	1	64,667,124.67	22.6%	2	41,439,908.38	21.5%	64.1%
Compañía Internacional de Seguros, S.A.	4	120,747	12%	4	30,928,564.84	10.8%	4	23,606,133.13	12.3%	76.3%
Aseguradora Ancon, S.A.	5	58,448	6%	5	23,490,564.72	8.2%	5	15,737,706.35	8.2%	67.0%
La Regional de Seguros, C.A.	6	49,683	5%	7	10,848,803.97	3.8%	7	5,723,982.05	3.0%	52.8%
MAPFRE Panamá S.A.	7	40,474	4%	6	15,865,765.11	5.6%	6	12,312,297.03	6.4%	77.6%
Optima Compañía de Seguros, S.A.	8	13,708	1%	8	7,791,744.20	2.7%	8	3,768,104.96	2.0%	48.4%
Aseguradora Global, S.A.	9	12,686	1%	10	5,108,533.94	1.8%	9	3,378,754.07	1.8%	66.1%
Acerca Compañía de Seguros, S.A.	10	12,610	1%	9	5,679,602.87	2.0%	10	2,926,601.64	1.5%	51.5%
Multibank Seguros Panamá	11	9,161	1%	11	4,703,435.59	1.6%	11	1,982,584.95	1.0%	42.2%
Aliado Seguros, S.A.	12	5,345	1%	12	4,496,646.59	1.6%	13	1,799,917.74	0.9%	40.0%
General de Seguros, S.A.	13	5,205	1%	13	2,488,805.27	0.9%	12	1,832,931.10	1.0%	73.6%
Banesco Seguros, S.A.	14	2,739	0%	14	2,042,647.40	0.7%	14	1,592,027.70	0.8%	77.9%
Pan American Life Insurande de Panamá, S.A.	15	-	0%	15	0.00	0.0%	15	0.00	0.0%	0.0%
CHUBB Seguros Panamá S. A.	16	-	0%	16	0.00	0.0%	16	0.00	0.0%	0.0%
Worldwide Medical Assurance	17	-	0%	17	0.00	0.0%	17	0.00	0.0%	0.0%
BUPA Panamá S.A.	18	-	0%	18	0.00	0.0%	18	0.00	0.0%	0.0%
Interamericana de Fianzas y Seguros, S.A.	19	-	0%	19	0.00	0.0%	19	0.00	0.0%	0.0%
Mercantil Seguros y Reaseguros, S.A.	20	-	0%	20	0.00	0.0%	20	0.00	0.0%	0.0%
SAGICOR Panamá, S. A.	21	-	0%	21	0.00	0.0%	21	0.00	0.0%	0.0%
Vivir Compañía de Seguros, S. A.	22	-	0%	22	0.00	0.0%	22	0.00	0.0%	0.0%
<b>Total</b>		<b>993,570</b>	<b>100%</b>		<b>\$285,693,407.64</b>	<b>100%</b>		<b>\$192,573,558.58</b>	<b>100%</b>	<b>67.4%</b>



## RAMOS TÉCNICOS

AL MES DE OCTUBRE DE 2025

Compañía de Seguros	#	Pólizas	% Pólizas	#	Primas	% Primas	#	Siniestros	% Siniestros	Sinestralidad Promedio
ASSA Compañía de Seguros, S.A.	1	2,781	29%	1	20,935,220.60	46.6%	3	991,269.14	14.3%	4.7%
Compañía Internacional de Seguros, S.A.	2	2,450	25%	2	6,580,503.91	14.6%	6	304,226.42	4.4%	4.6%
Optima Compañía de Seguros, S.A.	3	650	7%	9	994,859.02	2.2%	5	429,599.17	6.2%	43.2%
MAPFRE Panamá S.A.	4	564	6%	3	5,510,975.56	12.3%	10	108,603.68	1.6%	2.0%
Interamericana de Fianzas y Seguros, S.A.	5	465	5%	4	2,993,432.31	6.7%	16	1,140.00	0.0%	0.0%
Aseguradora Ancon, S.A.	6	455	5%	6	1,443,202.73	3.2%	13	26,119.22	0.4%	1.8%
Acerta Compañía de Seguros, S.A.	7	444	5%	7	1,442,641.64	3.2%	7	179,641.10	2.6%	12.5%
Aliado Seguros, S.A.	8	421	4%	8	1,022,421.13	2.3%	2	1,245,286.21	17.9%	121.8%
CHUBB Seguros Panamá S. A.	9	281	3%	10	625,639.56	1.4%	15	1,725.22	0.0%	0.3%
General de Seguros, S.A.	10	244	3%	13	293,013.66	0.7%	4	743,674.97	10.7%	253.8%
Seguros Suramericana, S.A.	11	206	2%	5	1,527,583.40	3.4%	1	2,492,806.52	35.9%	163.2%
Aseguradora Global, S.A.	12	184	2%	11	621,080.71	1.4%	9	111,078.18	1.6%	17.9%
Multibank Seguros Panamá	13	154	2%	12	333,378.09	0.7%	14	22,455.72	0.3%	6.7%
Banesco Seguros, S.A.	14	107	1%	15	204,826.66	0.5%	12	33,866.40	0.5%	16.5%
Seguros FEDPA, S. A.	15	95	1%	17	53,130.47	0.1%	8	170,535.30	2.5%	321.0%
La Regional de Seguros, C.A.	16	90	1%	14	264,278.10	0.6%	11	78,067.53	1.1%	29.5%
Mercantil Seguros y Reaseguros, S.A.	17	20	0%	16	112,063.91	0.2%	17	126.11	0.0%	0.1%
Vivir Compañía de Seguros, S. A.	18	-	0%	18	0.00	0.0%	18	0.00	0.0%	0.0%
Pan American Life Insurande de Panamá, S.A.	19	-	0%	19	0.00	0.0%	19	0.00	0.0%	0.0%
BUPA Panamá S.A.	20	-	0%	20	0.00	0.0%	20	0.00	0.0%	0.0%
Worldwide Medical Assurance	21	-	0%	21	0.00	0.0%	21	0.00	0.0%	0.0%
SAGICOR Panamá, S. A.	22	-	0%	22	0.00	0.0%	22	0.00	0.0%	0.0%
		9,611	100%		\$44,958,251.46	100%		\$6,940,220.89	100%	15.4%



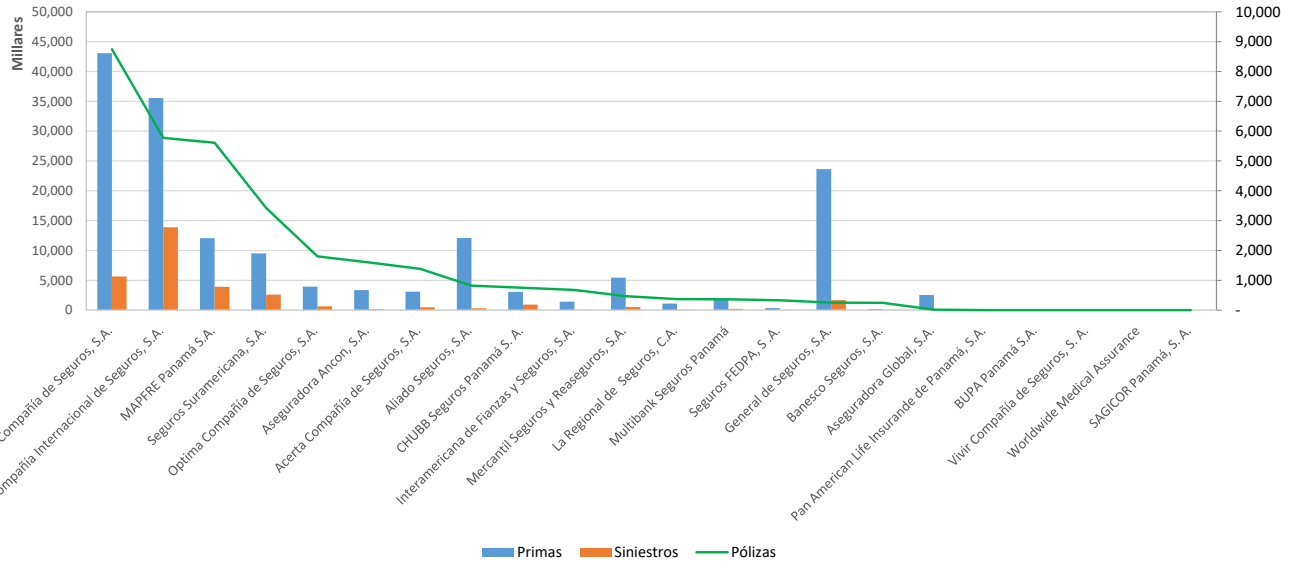
## Superintendencia de Seguros y Reaseguros de Panamá Participación de Mercado por Productos

### RIESGOS DIVERSOS

AL MES DE OCTUBRE DE 2025

Compañía de Seguros	#	Pólizas	% Pólizas	#	Primas	% Primas	#	Siniestros	% Siniestros	Sinestralidad Promedio
ASSA Compañía de Seguros, S.A.	1	8,746	27%	1	43,077,381.73	26.6%	2	5,626,211.44	18.1%	13.1%
Compañía Internacional de Seguros, S.A.	2	5,771	18%	2	35,539,958.40	21.9%	1	13,874,883.61	44.6%	39.0%
MAPFRE Panamá S.A.	3	5,609	17%	5	12,057,469.77	7.4%	3	3,918,018.73	12.6%	32.5%
Seguros Suramericana, S.A.	4	3,427	11%	6	9,486,455.44	5.8%	4	2,592,458.51	8.3%	27.3%
Optima Compañía de Seguros, S.A.	5	1,800	6%	8	3,936,501.77	2.4%	7	639,982.97	2.1%	16.3%
Aseguradora Ancon, S.A.	6	1,596	5%	9	3,348,018.80	2.1%	12	137,885.05	0.4%	4.1%
Acerta Compañía de Seguros, S.A.	7	1,383	4%	10	3,092,388.05	1.9%	9	468,464.83	1.5%	15.1%
Aliado Seguros, S.A.	8	819	3%	4	12,084,938.26	7.4%	10	297,103.96	1.0%	2.5%
CHUBB Seguros Panamá S. A.	9	751	2%	11	3,048,571.20	1.9%	6	922,309.82	3.0%	30.3%
Interamericana de Fianzas y Seguros, S.A.	10	674	2%	14	1,432,236.53	0.9%	16	8,526.85	0.0%	0.6%
Mercantil Seguros y Reaseguros, S.A.	11	468	1%	7	5,435,766.78	3.4%	8	507,518.98	1.6%	9.3%
La Regional de Seguros, C.A.	12	368	1%	15	1,086,749.84	0.7%	15	40,373.69	0.1%	3.7%
Multibank Seguros Panamá	13	361	1%	13	1,899,378.83	1.2%	11	221,638.35	0.7%	11.7%
Seguros FEDPA, S.A.	14	333	1%	16	355,640.05	0.2%	17	4,713.34	0.0%	1.3%
General de Seguros, S.A.	15	251	1%	3	23,634,180.00	14.6%	5	1,685,393.94	5.4%	7.1%
Banesco Seguros, S.A.	16	243	1%	17	188,180.30	0.1%	14	50,095.39	0.2%	26.6%
Aseguradora Global, S.A.	17	13	0%	12	2,516,141.01	1.6%	13	85,550.90	0.3%	3.4%
Pan American Life Insurande de Panamá, S.A.	18	-	0%	18	0.00	0.0%	18	0.00	0.0%	0.0%
BUPA Panamá S.A.	19	-	0%	19	0.00	0.0%	19	0.00	0.0%	0.0%
Vivir Compañía de Seguros, S.A.	20	-	0%	20	0.00	0.0%	20	0.00	0.0%	0.0%
Worldwide Medical Assurance	21	-	0%	21	0.00	0.0%	21	0.00	0.0%	0.0%
SAGICOR Panamá, S.A.	22	-	0%	22	0.00	0.0%	22	0.00	0.0%	0.0%
<b>TOTAL</b>		<b>32,613</b>	<b>100%</b>		<b>\$162,219,956.76</b>	<b>100%</b>		<b>\$31,081,130.36</b>	<b>100%</b>	<b>19.2%</b>

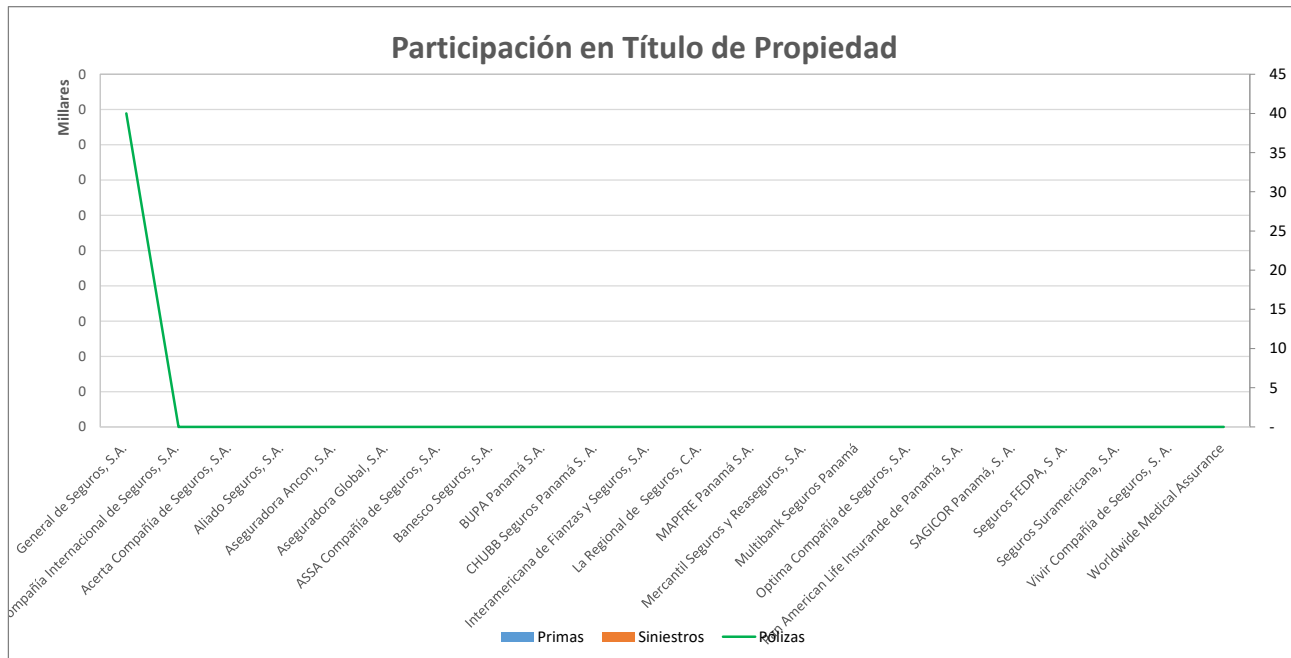
### Participación en Riesgos Diversos



## TÍTULO DE PROPIEDAED

AL MES DE OCTUBRE DE 2025

Compañía de Seguros	#	Pólizas	% Pólizas	#	Primas	% Primas	#	Siniestros	% Siniestros	Sinestralidad Promedio
General de Seguros, S.A.	1	40	100%	1	0.00	0.0%	1	0.00	0.0%	0.0%
Compañía Internacional de Seguros, S.A.	2	-	0%	2	0.00	0.0%	2	0.00	0.0%	0.0%
Acerta Compañía de Seguros, S.A.	3	-	0%	3	0.00	0.0%	3	0.00	0.0%	0.0%
Aliado Seguros, S.A.	4	-	0%	4	0.00	0.0%	4	0.00	0.0%	0.0%
Aseguradora Ancon, S.A.	5	-	0%	5	0.00	0.0%	5	0.00	0.0%	0.0%
Aseguradora Global, S.A.	6	-	0%	6	0.00	0.0%	6	0.00	0.0%	0.0%
ASSA Compañía de Seguros, S.A.	7	-	0%	7	0.00	0.0%	7	0.00	0.0%	0.0%
Banesco Seguros, S.A.	8	-	0%	8	0.00	0.0%	8	0.00	0.0%	0.0%
BUPA Panamá S.A.	9	-	0%	9	0.00	0.0%	9	0.00	0.0%	0.0%
CHUBB Seguros Panamá S. A.	10	-	0%	10	0.00	0.0%	10	0.00	0.0%	0.0%
Interamericana de Fianzas y Seguros, S.A.	11	-	0%	11	0.00	0.0%	11	0.00	0.0%	0.0%
La Regional de Seguros, C.A.	12	-	0%	12	0.00	0.0%	12	0.00	0.0%	0.0%
MAPFRE Panamá S.A.	13	-	0%	13	0.00	0.0%	13	0.00	0.0%	0.0%
Mercantil Seguros y Reaseguros, S.A.	14	-	0%	14	0.00	0.0%	14	0.00	0.0%	0.0%
Multibank Seguros Panamá	15	-	0%	15	0.00	0.0%	15	0.00	0.0%	0.0%
Optima Compañía de Seguros, S.A.	16	-	0%	16	0.00	0.0%	16	0.00	0.0%	0.0%
Pan American Life Insurande de Panamá, S.A.	17	-	0%	17	0.00	0.0%	17	0.00	0.0%	0.0%
SAGICOR Panamá, S. A.	18	-	0%	18	0.00	0.0%	18	0.00	0.0%	0.0%
Seguros FEDPA, S. A.	19	-	0%	19	0.00	0.0%	19	0.00	0.0%	0.0%
Seguros Suramericana, S.A.	20	-	0%	20	0.00	0.0%	20	0.00	0.0%	0.0%
Vivir Compañía de Seguros, S. A.	21	-	0%	21	0.00	0.0%	21	0.00	0.0%	0.0%
Worldwide Medical Assurance	22	-	0%	22	0.00	0.0%	22	0.00	0.0%	0.0%
		40	100%		\$0.00	0%		\$0.00	0%	0.0%



## Superintendencia de Seguros y Reaseguros de Panamá Participación de Mercado por Productos

### FIANZAS

AL MES DE OCTUBRE DE 2025

Compañía de Seguros	#	Pólizas	% Pólizas	#	Primas	% Primas	#	Siniestros	% Siniestros	Sinestralidad Promedio
Compañía Internacional de Seguros, S.A.	1	50,566	52%	4	13,255,609.06	12.7%	2	6,444,939.45	13.4%	48.6%
ASSA Compañía de Seguros, S.A.	2	19,814	20%	2	16,736,680.10	16.1%	3	1,774,254.24	3.7%	10.6%
Seguros Suramericana, S.A.	3	8,104	8%	7	3,636,936.42	3.5%	4	1,533,898.20	3.2%	42.2%
Interamericana de Fianzas y Seguros, S.A.	4	5,548	6%	3	14,948,254.60	14.4%	5	876,640.35	1.8%	5.9%
MAPFRE Panamá S.A.	5	3,648	4%	1	33,970,321.22	32.7%	1	35,862,805.00	74.4%	105.6%
Acerta Compañía de Seguros, S.A.	6	2,803	3%	5	6,755,028.26	6.5%	9	175,723.29	0.4%	2.6%
Aliado Seguros, S.A.	7	2,087	2%	6	4,796,990.09	4.6%	10	172,604.83	0.4%	3.6%
Optima Compañía de Seguros, S.A.	8	1,691	2%	9	1,905,957.31	1.8%	7	348,944.92	0.7%	18.3%
Aseguradora Ancon, S.A.	9	1,178	1%	13	360,737.72	0.3%	15	0.00	0.0%	0.0%
La Regional de Seguros, C.A.	10	485	0%	10	1,516,953.35	1.5%	11	55,848.37	0.1%	3.7%
Aseguradora Global, S.A.	11	455	0%	11	1,456,761.80	1.4%	14	0.00	0.0%	0.0%
CHUBB Seguros Panamá S. A.	12	322	0%	8	3,248,311.67	3.1%	13	0.00	0.0%	0.0%
Seguros FEDPA, S. A.	13	266	0%	16	66,466.33	0.1%	17	0.00	0.0%	0.0%
General de Seguros, S.A.	14	222	0%	12	969,145.96	0.9%	6	680,260.21	1.4%	70.2%
Multibank Seguros Panamá	15	184	0%	14	211,656.82	0.2%	12	1,250.56	0.0%	0.6%
Mercantil Seguros y Reaseguros, S.A.	16	95	0%	15	159,332.98	0.2%	16	0.00	0.0%	0.0%
Banesco Seguros, S.A.	17	18	0%	17	11,835.47	0.0%	8	269,081.34	0.6%	2273.5%
Pan American Life Insurande de Panamá, S.A.	18	-	0%	18	0.00	0.0%	18	0.00	0.0%	0.0%
Vivir Compañía de Seguros, S. A.	19	-	0%	19	0.00	0.0%	19	0.00	0.0%	0.0%
BUPA Panamá S.A.	20	-	0%	20	0.00	0.0%	20	0.00	0.0%	0.0%
Worldwide Medical Assurance	21	-	0%	21	0.00	0.0%	21	0.00	0.0%	0.0%
SAGICOR Panamá, S. A.	22	-	0%	22	0.00	0.0%	22	0.00	0.0%	0.0%
<b>TOTAL</b>		<b>97,486</b>	<b>100%</b>		<b>\$104,006,979.16</b>	<b>100%</b>		<b>\$48,196,250.76</b>	<b>100%</b>	<b>46.3%</b>

### Participación en Ramos Fianzas

